



TCQG News

Serving Northwest Harris,
Montgomery & Waller
Counties, Texas

Volume 15 Issue 1

January 2020

From The President's Stash

I hope each of you had a wonderful and restful holiday season. A huge thank you to past guild officers and chairs for working to make the guild so successful.

This year will be a very busy one for Tri-County. Our Quilt Show at the Berry Center on March 6 – 7 is quickly approaching. Shari Stone and Mary Brownlee have been hard at work to make this year's show the biggest and best ever. Thank you to everyone who has entered a quilt in the show. Tri-County definitely has many talented quilters. So many members have made items for the boutique, created quilts for the silent auction, helped sort and cut fabric for the emporium, and donated items for the Tin Can Raffle. We've had an awesome group of volunteers take our raffle quilt to display at various locations, sell tickets and publicize our show.

There are still many wonderful opportunities for each of you to volunteer in some capacity for the show. Two years ago, was my first chance to help out. I started by sorting through tons of fabric donated for the Emporium, I then hung quilts for display and then checked in volunteers as they arrived. Each position allowed me to meet new people. There are so many ways you can help. There are spots that do not require standing or walking and each shift is only two hours. Your guild needs your help. This is a great opportunity to become acquainted with not only what goes on behind the scenes at the quilt show, but make lasting friendships within the guild. Please contact Cynthia Blossom, volunteer chair, (ceblsm@hotmail.com) to sign up for a shift or two.

Please contact June Jaronitzky (junebug1938@hotmail.com) at our next meeting to pick up a packet or two of raffle tickets to sell. Our raffle quilt has been appraised at more than \$6200.00 and is a true work of art.

I look forward to meeting more members throughout 2020. This will be an exciting and very busy year for us.

Janet Winkler

Welcome to all Members!! Many of you put in volunteer hours each month but cannot always make a guild meeting, just email me at the guild's email address {tricityguild@gmail.com} and let me know your hours so I can include those in our monthly report. Also, please...when signing in for the guild meeting, give yourself two (2) hours credit for participation plus any volunteer hours you have accumulated.

Sharon Castillo

Welcome New Members!

Cynthia Hawks

Kathryn Junod

Ingrid Cruz

Elaine Bullard

Susan Kautz

Meetings begin promptly at 7pm, so we can adjourn on time. The front doors will be closed at 6:55, and the members will be asked to take their seats. This will allow the various committee heads & board members to get into the meeting on time. Come early so you have time to sign in, check out any raffles or upcoming workshops, visit the magazines, etc.

Inside this issue:

<i>President's Stash</i>	1
<i>November Meeting</i>	2-5
<i>Speakers, Workshops & Fun Stuff!</i>	6
<i>Area Quilt Shows</i>	7-8
<i>Quilt Show News</i>	9-11
<i>BOM</i>	12-13
<i>Tri-County's Fabulous Bees</i>	14
<i>Charity Bee & Community Service Bees</i>	15
<i>Fat Quarter Exchange</i>	
<i>Shopping</i>	16-18
<i>Guild Officers & Committee Chairs</i>	19



January BOM

Meetings

Fairfield Baptist Church
27240 Highway 290
Cypress, Texas
On 290 westbound between Mueschke and Mason Roads
1st Tuesday of the month,
7pm-9pm
tricityguild@gmail.com











Speakers for 2020

Date	Speaker	Topic	Workshop
Jan. 7	Jackie Hillman	The Goose is Loose on the Ranch	None
Feb. 4	Judy Steward	TBA	TBA
March	No meeting	Volunteer at the Quilt Show	
April 7	Rachaeldaisy from Australia	Whizz Bang, Adventures in Folded Fabric	Pine Star

January 7—Jackie Hillman

Jackie, a native Texan, started avidly quilting 18 years ago while living in Kuwait. Since then, quilting has been a creative outlet in which she immerses herself and never tires of playing around with designs which incorporate signature elements of her “Split Flying Geese” technique. Living in a small town outside of Houston, Texas, known for watermelons, Jackie enjoys sharing her love of quilting by lecturing and teaching workshops to quilts in her area. -Exert from American Quilter’s Society

FOR ALL THE LATEST NEWS, VISIT OUR BLOG AT: <http://tcqgtx.blogspot.com/>

January — Birthdays, Special Events, Recognitions, Sympathies

Jan 1-Caroly Niemann, Rebecca E. Peterson; Jan 2-Margaret Rollison; Jan 4-Jennifer Clegg; Jan 5-Deborah Kelton; Jan 6-Lisa Emery; Jan 8-Kathy LeBlanc, Margaret Sedlak, Karen Ward; Jan 9-Marian Page; Jan 10-Sherry Aubin, Marietjie Engelbrecht; Jan 13-Ann Keilers; Jan 15-Lynna Wischnewsy; Jan 19– Tanya Alexander, Geri Hildreth, Pam Johnson, Alice Schrader; Jan 21– Belinda Wheeler; Jan 23-Sheila Kreiner, Johnette Oakes, Lori Smith, Jan 26-Beverly McGaughey, Jan 28-Jean Chapman, Marsha Franty; Jan 29-Lesa Skipper; Jan 30-Many Stokes; Jan 31 Cheyenne Stokes



QUILTCON 2020 Austin, Texas

QuiltCon 2020 | Austin, Texas

Feb. 20–23, 2020
Austin Convention Center
Austin, Texas

Presented by the [Modern Quilt Guild](#), QuiltCon is the largest modern quilting show of its kind.

Each year, thousands of attendees come to see over nearly 600 modern quilts on display, including 400 juried in from MQG members around the world. The conference features four days of workshops and lectures led by leading designers and quilters, and the show floor has dozens of vendors and exhibitors for days of shopping and fun.

Registration

Course Catalog Released
May 2019

Member registration open
June 2019

General public registration
opens
July 2019

Quilt Entry

Quilt show entries open
July 2019

Quilt show entries close
November 30, 2019

Notifications of acceptance
December 2019



THE BLUE TRIANGLE QUILT GUILD
PRESENTS

20 in 20

QUILT SHOW

FEATURING 150+ QUILTS

**SATURDAY
FEB 22, 2020**
9 AM - 5 PM

ADMISSION \$10
(children under 6 are free)

SPECIAL EXHIBITS:
Underground Railroad Exhibit / In Remembrance Exhibit
Guild Member Challenge Quilts / Opportunity Quilt (6 tickets \$5)

DEMOS / VENDORS / FOOD TRUCK ON SITE



**WENDELL NEAL MEMORIAL
FAMILY LIFE CENTER**
(on the campus of Lilly Grove Baptist Church)
7034 Tierwester,
Houston, TX 77021



The Blue Triangle Quilt Guild of Houston Texas is a 501 (C)(3) non-profit organization founded in 2000.



2020: A Quilt Odyssey



Raffle Quilt: A Storm at Sea
Traditions and Transitions

March 6 - 7, 2020
Hours: Friday 10 - 5 Saturday 10 - 4
Admissions: \$10 (Under 12 free)
www.tcqgtx.blogspot.com



The Berry Center





Quilt Show: 2020 A Quilt Odyssey

So what is new? Here's your JANUARY update:

VOLUNTEER OPPORTUNITIES!!

Why volunteer for our guild show? One of the many benefits is getting to know and work with fellow guild members. This is one of the best ways to feel connected to the guild – by jumping in and working the show. Reach out and volunteer for a position and get ready to make friends!!

Cynthia Blossom, (the BOA lady!), is signing up volunteers now for our quilt show. If you know where you would like to help, please get on her list ASAP!! If you are new to working our show, Cynthia can explain the jobs and help you find one you'd really like!! We have many spots to fill and we APPRECIATE ALL OUR VOLUNTEERS!!

The game is on.... WHO WILL WIN THE **FABULOUS** GRAND PRIZE????

Raffle Tickets are available from June Jaronitzky at each guild meeting. Tickets are \$1 each or \$5 for six.

What is the latest addition to the Grand Prize basket???? Ask June at the meeting!!

PUBLICITY is very important for our quilt show!! Please pick up Quilt Show Postcards and perhaps a poster at our January meeting to share!! PLEASE take a card or poster to ALL your favorite spots – businesses, bulletin boards, friends, churches, etc. We are just over 2 months away from our show date! Please see Shari Stone, Mary Brownlee or Charmaine Fritchey for cards, posters, info. We have them at the guild meeting. Thanks!!

QUILT ENTRIES FOR OUR SHOW

We have had a wonderful response with entries!! We have 240 quilts entered and they are all SO beautiful!! Having this many quilts is a HUGE draw for our vendors and we are looking forward to a FANTASTIC show!! We have almost 2 months before your quilt(s) are due to be turned in but we encourage you to finish them as quickly as you can. Time flies by even AFTER Christmas!

Many thanks,

Shari Stone, Mary Brownlee & Committee Chairs



QUILT SHOW SPECIAL REPORT

We would like to introduce our judges, one per month, as a special insight into the show. As you know, we will have 4 judges for this show, working in a team of 2. So, here goes... introducing our FOURTH judge:

CINDY ERICKSON

Cindy started her career as an interior designer in Arizona and Utah and then specialized in creating applique wall hangings and clothing for boutiques. Since being introduced to the rotary cutter and half-square triangle she's been unstoppable.

Cindy makes commission quilts and samples for various international companies and individuals (including RJR and P&B). She is an NQA certified Quilt Judge and teaches quilting and clothing specialty classes at Bernina Sewing Center in Omaha as well as lecturing and teaching classes around the country.

She is qualified to judge Master Quilts, Modern and art quilts of all techniques. She specializes in teaching rotary and sewing machine skills in all aspects of quilt making to all skill levels. "Professional Quilter Magazine" nominated her for National Teacher of the Year in 2009.



Welcome Cindy



BOUTIQUE

Are you interested in learning how to make small fun projects and working with a super fun group of guild friends? Then please consider attending the boutique workshops. Boutique Workshops will be held the second Monday of every month (except November and December since we are all so busy for the holidays) - 10am at Quilters Crossing. Please park in the back. ***

Please bring your sewing machine and basic sewing supplies. Also bring a sack lunch or money to order lunch. This is a really fun group of quilters, and we learn how to make a new project each month. You leave the workshop with the pattern so you can duplicate the project at home. These quick projects make great gifts. We hope you will join us.

Any questions, please call or email:

Mindy Danforth - 630.251.2321 or mjdanforth@sbcglobal.net

Vicki Tate - 832.515.3139

Vickitate@live.com



Hello everyone! My name is Catherine Holliday and I am the new Block of the Month Chair for 2020. My New Year's resolution, among others, was to contribute more to the Guild by taking that first step of volunteering for a position. Please be patient with me as I get my head wrapped around what I am supposed to be doing. December was a whirlwind month which left me with little time to come up with a quilt block for January and prepare this article for the newsletter.

As we begin this new decade...wait, is that right? It sounds right, but I had to look it up because there is some controversy over this. According to The Farmer's Almanac, decades begin with the numeral 1 and finish with a 0. So, in short, about 2020 years ago the year 1 AD was immediately preceded not by a 0, but by 1 BC, so we are in the end of this decade.

At the January 2020 meeting you will be turning in the blue, silver and white blocks you picked up at the December Christmas Party along with any extra blocks you may have prepared.

JANUARY BLOCK OF THE MONTH – Block in a Block in a Block - Finishes at 12.5”.




COLORS – Red, Navy, Print and White

Each kit will come with enough fabric to make 2 blocks. Please make the two blocks in the kit and two additional blocks from your stash at home. Remember these go to Charity Bee to be finished into quilts and given to one of our many charities that we support. There is no limit to how many you can make for Charity Bee.

LET'S GO PIECE THIS BLOCK!

FIRST: We are starting with the 5” red square for the center.

SECOND: Take the two 6.5” navy squares and cut each square diagonally.



Next, sew right sides together a triangle unit on opposite sides of the block, centering the triangle with the square. (To center I fold the triangle in half and crease it and fold the center square in half and crease it, then match the two creases.) Use a scant 1/4” seam allowance. The excess will hang off the edges of the block. Press seams toward the navy. Trim the overhanging edges even with the center block





Sew the two remaining navy triangle units to the top and bottom of the square, centering the units with the square, and press seams toward the navy. Square the block up to a 7" square. You have your first block in a block.



THIRD: Take the two 7.5" print squares and cut each square diagonally, exactly as you previously did on the navy squares.



Center and sew 2 triangles to opposite sides, then center and sew the remaining 2 triangles to the remaining sides. Press seams toward the print fabric. Square the block up to 10.5" square. You now have a block in a block in a block.



FOURTH: Take the 2- 10.5" white strips and sew to each side of the block.



Then take the remaining 12.5" white strips and sew to the top and the bottom of the block. Trim the block equally all the way around so you end up with a 12.5" square. I pressed the white trim towards the block. |

If you have any questions, contact me at catherineholliday25@yahoo.com.

Special thanks to Sarah Yuhr who was the previous BOM Chair. She helped me get something started as I obviously had the "deer in the headlights" look when I took over. Therefore, this block is fitting.




Remember to bring your fat quarters for trade. Take one and leave one. Lots of Fun. You don't have to follow the color scheme, just participate!



Tri-County's Fabulous Bees

Remember: you must be a paid member to participate in our Bees.



Barbara Clark, Queen Bee

Our Bees create a strong sense of a quilting community within the guild. Consider becoming a Beekeeper! Organize your bee, find a location, contact Queen Bee Barbara Clark bclark448@sbcglobal.net to let her know, and go from there! If your bee does something unique, contact Janice Toler so she can recognize your bee in the newsletter.



Chicks With Feathers

Sarah Yuhr-Beekeeper (sarah_hoffpauir@yahoo.com) These are quilters who love their Featherweight machines. They meet at Quilter's Crossing on the first Thursday of the month from 2-5. Contact Sarah if you are interested in this bee.



BEE Czars: Meets the 3rd Monday from 5PM-8PM at Quilters Crossing. We choose projects as a group or work on our UFO's. We usually go on two retreats a year. If you are interested in joining this be please call to be put on a waiting list.

Ann Keilers 832-515-1081 or Marian Page 281-797-3014.



Quilter's Dozen: Charmaine Fritchey Beekeeper. cfritchey@gmail.com. Meets the 2nd Thursday at Quilters Crossing from 10-2:30. We have great times together! We have openings for 3 members.



Day Strippers: Barbara Clark, BeeKeeper. bclark448@sbcglobal.net Daystrippers is the only bee that has been with TCQG since its beginning. It meets at Cypress Crossing Christian Church on the second Friday of each month from 10 - 2. They work on personal projects and occasionally go on retreats and to quilt shows together. There are currently no openings in this bee. However, you can contact beekeeper, Barbara Clark to be put on a waiting list. New members have been moving in through the list!



We Bee Quilters: Nancy Terlikoski Co Beekeeper. Nancy_terlikoski@sbcglobal.net. Sarah Ballard, Co beekeeper- mballard11@comcast.net Meets the 2nd and 4th Wednesday of each month at Quilters Crossing from 1-4 PM. This bee is a group of quilters who just want to enjoy spending time doing what we love with fellow quilters. We work on our own projects, group projects, exchanges. Anyone who would like to join us is welcome!



Quilts for Soldiers' Families: Meets the 2nd Tuesday of each month at Quilters Crossing.

Contact Marian Page for more information.



Charity Bee meets the 4th Wednesday at Cypress Crossing Christian Church from 9:30am to 1:30pm.

My name is Sharon Castillo and I am the Charity Bee Chairperson for our guild. I have been asked about the drawstring bags the guild makes for Cy-Hope (Helping Hands) and where the pattern can be located. I have permanently added the pattern and instructions to our Blog on the Charity Bee page.

Please provide the Charity Bee with quilt tops that are created with our male clients in mind. Also, I

Our partners expressed their appreciation for our Christmas stocking donations; some were almost overwhelmed. Thank you so much for caring and supporting the Charity Bee.

"DOOR PRIZES" We would also like to thank those who have donated and made anonymous donations. Thank You so much!! Your thoughtfulness will help keep Door Prizes going! Every meeting will feature numerous opportunities for you to win one (or more) of our fabulous door prizes!

There are three ways to receive door prize tickets:

- ◆ Come to the Guild meeting - easy!
- ◆ Bring canned goods or nonperishable foods for Open Gym
- ◆ Bring a quilt for Show & Tell - multiple quilts = multiple tickets!



DOOR PRIZE DONATIONS 2020

Remember—if you win a door prize, you are asked to bring one for the next meeting. If you would like to donate to the raffle stash, we could use:

Template	Batik fat quarters	Small Scissors
Small set of paint brushes	Contemporary fabric fat quarters	Rulers
Wonder clips	Rotary Cutter Refill Blades	Charm packs
Spools of thread (basic color)	Colored pencils	Tone on tone fat quarters



Please support our great family of sponsors ... We couldn't do this without them!

Makin' Stitches

Kathie Spargo
Owner

By Appointment Only

Contact Tel: 832-671-0696
dohamma@hotmail.com

Quilting Services
Computer Guided
Edge to Edge
Custom
Binding
Free Motion
Machine Rentals

CabinQuilter Custom Quilting
Diane Anderson
Award-Winning Longarm Quilter

www.cabinquilter.com
diane@cabinquilter.com

Georgetown, Texas
713-817-0279

the Celtic Quilter
PATRICIA LOPES
12422 Bent Pine Drive
Cypress, Texas 77429
713-203-6259

PROFESSIONAL LONGARM
QUILTING SERVICES
T-SHIRT QUILTS - MEMORY QUILTS - EMBROIDERY
SUPPLIER OF SUPERIOR THREADS

AUTHORIZED NOLTING DEALER & HOBBS DISTRIBUTOR
TRISH@CELTICQUILTER.COM WWW.CELTICQUILTER.COM

STACY DONG
832.392.3625
quilterscabinTX@gmail.com



23101 Petrich Ln,
Tomball, 77377 TX

www.quilterscabin.com

quilterscabinretreat.blogspot.com [@quilterscabin](https://www.facebook.com/quilterscabin) [@quilterscabinretreat](https://www.instagram.com/quilterscabinretreat)

LONGARMRENTAL.COM

NOLTING ~ 713 • 203 • 6259

HOBBS & BAIR, INC.
Tax Preparation * IRS Audits * Accounting & Bookkeeping

17515 Spring Cypress, Ste. C-Box 160
Cypress, TX 77429
Phone: 832-349-5105
Fax: 734-749-0750
Jkklevorn@taxlady7.com

J. K. KLEVORN
Enrolled Agent

1-877-764-1271 Texas and Michigan

S. Lori Richter
Quilts & Creations
Long Arm Quilting Services

SLRQuilts.com
Lori@slrquilts.com
512-636-5203
10223 Hedge Way Dr.
Houston, TX 77065



Please support our great family of sponsors...we couldn't do this without them!

Quilters Crossing, LLC
Fabric, Notions, Classes
Quilting Services

Gloyer Pharmacy Plaza
1006 West Main Street
Tomball, TX 77375

phone: (281) 516-7515

owner: Deb Morley

website:
www.quilterscrossingtx.com

email:
quilterscrossing@att.net

VALERIE'S
Thread Tales

CUSTOM LONGARM QUILTING

ValeriesThreadTales.com 423.836.0654
ValeriesThreadTales@gmail.com

Mel's Sewing Machine Service

Melvin Ballard

Owner

We Repair all Makes and Models

Sewing Machines
Sergers
Embroidery Machines
Industrial Machines

1923 Hamlin Valley Dr
Houston, Texas 77090
Phone: 713-515-4774
Fax: 281-444-1256

1melvin1@sbcglobal.net

MAGNOLIA MANOR
RETREAT

LISA RENFROW

26250 RILEY ROAD
WALLER, TEXAS 77484
(936)-372-5801

MAGNOLIARETREATS@GMAIL.COM
WWW.MAGNOLIAMANORRETREAT.COM

**T-Shirt
QUILTS OF TEXAS**

Create a lasting treasure from YOUR T-Shirts!

Betty.Baker@USA.net • 832.559.1190
www.TShirtQuiltsTX.com



Please support our great family of sponsors...we couldn't do this without them!

Painted Pony 'n Quilts

1015 S. Broadway, La Porte, Tx 77571

M-F 10am-5pm; Sat. 10am-4pm



**Perfect
Mother's Day
Gift**

Sterling silver
Quilter's Bell
Exclusive only from
Painted Pony 'n Quilts!

Visit us online:
www.ppnq.com ,
Facebook & Instagram
Contact us:
ppnqstaff@ppnq.com or 281-
471-5735



Sandra Goldsby

Ind. Future Executive Sr. Sales Director

14203 Decker Drive
Magnolia, TX 77355
281-356-7747

sgoldsby@gmail.com
www.marykay.com/sgoldsby

MARY KAY

Loft Supply
Proudly serving quilters in North Houston!
Delivering quality batting
www.LoftSupply.com
832.675.1143


Guild Delivery | Custom Delivery | Customer Pickup
Become a preferred customer and receive discounts throughout the year!
Follow us on Facebook for special promotions



MagnaFingers™

Easily Pick Up and Release Pins, Needles, Fish Hooks, Paperclips, Screws, etc.

Order online www.MagnaFingers.com



Use with your telescoping tool for extended reach!

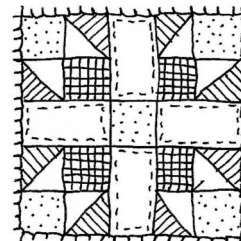
Christine@MagnaFingers.com • 832-978-5683 • Invented in Cy-Fair

For more information, please see or email Sharon Castillo at sharoncastillo@gmail.com.

h Honeysuckle Lane
QUILTING STUDIO, LLC

Longarm Quilt Machine Rentals
Professional Quilting Services
Tryce Beadle, Owner

11703 Spring Cypress Rd., Ste. D, Tomball
346-236-4353 • www.honeysucklelanequilting.com





Contact someone listed below to volunteer!

President	Janet Winkler	281-373-3434	janet.wink@gmail.com
VP—Administration	Cynthia Blossom	281-304-0979	ceblsm@hotmail.com
VP—Financial Oversight	Sharon Castillo	713-828-0861	sharonfcastillo@gmail.com
Treasurer	Shelly Wiggins	832-338-4079	wiggisa@hotmail.com
Secretary	Shari Stone	713-702-9724	slstone@swbell.net
Membership	Becky Burkett	281-923-4786	burkettbecky@yahoo.com
Programs-Sr. Chair	Lisa Hart	281-894-5719	quickhound@gmail.com
Programs– Jr. Chair	Sheila Kristynik	713-515-3485	sheilakristynik2018@gmail.com
Registered Agent- (Corp)	Lynn Loyd	803-317-5443	lynn.loyd@att.net
Board of Directors (Corp)	Linda Love	281-351-8953	L.hlove@yahoo.com
	Mary Jane Sterbanz	713-822-3020	rsterbanz@att.net
	Charmaine Fritchey	281-221-1716	cfritchey@gmail.com
Block of the Month	Catherine Holliday	281-753-3340	catherineholliday25@yahoo.com
Blog	Sharon Castillo	713-828-0861	sharonfcastillo@gmail.com
Charity Bee Chair	Sharon Castillo	713-828-0861	sharonfcastillo@gmail.com
Quilt Show Chairs	Shari Stone	713-702-9724	slstone@swbell.net
	Mary Brownlee	281-469-1618	mary.brownlee@comcast.net
Community Service	TBA		
Hugs	Bobbi Miller	720-985-3201	bmiller576@gmail.com
Door Prizes	Buina Collins	832-475-0346	kobuina1979@yahoo.com
Head Bee Keeper	Barbara Clark	281-793-0816	bclark448@sbcglobal.net
Holiday Bash Chair	TBA		
Hospitality			
Magazines	Deborah Dodge	713-862-8365	dodged@flash.net
Newsletter	J anice Toler	281-727-8140	Janice.toler@gmail.com
Property Management	Karl Burkett	713-494-6808	Burkett@rice.edu
	Martha Alderson	281-213-4536	martha_alderson68@yahoo.com
Storybook Quilts	Sara Ballard	713-515-5670	mballard11@comcast.net