



TCQG News

Serving Northwest Harris,
Montgomery & Waller
Counties, Texas

Volume 16 Issue 1

January 2021

From The President's Stash

Happy New Year,

I'm sure you are all happy to have 2020 in your rear view mirror and look forward to 2021 being a truly **new** year. Have you made your new year's resolutions yet? One of mine is to use up some of my stash before purchasing any new fabric and to complete several of my UFO's .

We have some new faces on our board for 2021. Ginnie Hilton will be our treasurer and Dawn Yates is our new secretary. We also have three new members filling chair positions—Elaine Bullard-Block of the Month, Marie Engelhart-Hospitality, and Kathy Stoddard-Community Service. The guild appreciates your willingness to step up and help our guild be successful. We still have one position to fill — Jr. Program Chair. If you think this may be the spot for you, let us know.

2021 will be a busy year. We are moving forward toward the 2022 Quilt Show. Please be thinking about how you can play a part. An enormous amount of work goes into the success of the show. Barbara Boone and Deb Kelton would love to hear from you if you think you may be able to help in some way.

Our Charity Bee was able to donate an astonishing number of quilts and stocking stuffers to Nora's House, Bethesda Lutheran Community, Boys and Girls Country, Be An Angel, and Helping Hands. This could not be done without the generosity of our members. Thank you everyone who made quilt tops, longarmed quilts, banded quilts, made bags, facemasks, donated items and money. Our partners are very appreciative.

Hopefully, all our bees will soon be able to start meeting again. If you would like to join one of our bees or even start a new bee let us know. Our bees meet once a month and are a great way to become more involved and meet people.

This past year has meant many adjustments in the operation of our guild. I am so grateful to everyone on the board and our standing chairs for being flexible and willing to create new ways to fulfill your duties. It has been such a pleasure to work with you.

Sincerely,
Janet Winkler

Welcome to all Members!! Many of you put in volunteer hours each month but cannot always make a guild meeting, just email me at the guild's email address {tricountyguild@gmail.com} and let me know your hours so I can include those in our monthly report. Also, please...when signing in for the guild meeting, give yourself two (2) hours credit for participation plus any volunteer hours you have accumulated. **Becky Burkett**

Welcome New Member!

Andrea Lagard

Tahtia Thomas

Meetings begin promptly at 7pm, so we can adjourn on time. The front doors will be closed at 6:55, and the members will be asked to take their seats. This will allow the various committee heads & board members to get into the meeting on time. Come early so you have time to sign in, check out any raffles or upcoming workshops, visit the magazines, etc.

Inside this issue:

President's Stash	1
December Show and Tell	2-4
January Show and Tell	5
Speakers, Workshops & Fun Stuff!	6
Show News	7
BOM	8
Other Quilt Shows	9-11
Tri-County's Fabulous Bees	12
Charity Bee, Community Service	13
Shopping	13-16
Guild Officers & Committee Chairs	17



January BOM

Meetings

Fairfield Baptist Church
27240 Highway 290
Cypress, Texas
On 290 westbound between Mueschke and Mason Roads
1st Tuesday of the month,
7pm-9pm
tricountyguild@gmail.com







January Birthdays, Special Events, Recognitions, Sympathies

Jan 1— Carolyn Niemann; Jan 3— Margaret Beegle; Jan 5—Deborah Kelton; Jan 9— Marian Page; Jan 10— Marietjie Engelbrecht, Sherry Aubin; Jan 13—Ann Keilers; Jan 19— Tanya Alexander; Jan 23—Lori Smith, Johnette Oakes; Jan 26— Beverly McGaughey; Jan 28—Marsha Franty, Jean Chapman





FROM THE VICE- PRESIDENT...

As we look forward to 2021 and hopefully being able to resume our in- person meetings at some point, we are still meeting via Zoom. Which means I will continue to present Show 'n Tell PowerPoints. This means that I need your picture(s) submissions. Here are "The Rules"

...

Send your pics (with you in them, if possible) along with

A. a brief explanation and

B. names of quilter or collaborators if applicable. We want to give everyone credit, even if they aren't guild members.

Send to ceblsm@hotmail.com **ONLY**. DO NOT reply via any email notices.

Deadline for submission is **WED DEC 30, at HIGH NOON!!**

That's all there is to it. I'm looking forward to your submissions and putting together another presentation that shows off your hard work so your fellow guild members can appreciate you!

Cynthia Blossom (the Blue Boa Lady)

VP-Administration

ceblsm@hotmail.com

We are very happy that so many of you have been joining us via Zoom for our monthly guild meetings. The guild has been paying Zoom for an add-on that allows us to have more than 100 people log in to our meetings. We will be cancelling this added expense beginning with our January 5 meeting. This means that our next meetings will be limited to the first 100 people who sign in. Our meetings are scheduled for 7:00 pm and we begin to admit members around 6:30 pm. We hope you join us as we have many amazing speakers planned for the coming year.



January 5 - David Sirota

Topic—Paper piecing made simpler

WHO THE HECK IS QUILT MAVEN DAVE?



DAVID SIROTA

There was one technique that I was immediately drawn to, and that was paper piecing. I thought it was so cool because of the intricate and accurate results you get. The only drawback was that it was really difficult to wrap my brain around, kinda like upside down and backwards. If you've ever tried it, you know what I mean. But once I got it, the results were quite exciting. Except, there were a couple of huge drawbacks...how to orient the next piece of fabric, and removing the paper. Regardless of the kind of paper I used, it still had to be removed at the end, which took as long or longer than the construction of the quilt!

So, I started thinking about how to make paper piecing simpler and faster. And I'm proud to say that in 2004, I figured it out. My "Sirota No More Tears Paper Piecing"© method is easier to understand and takes at least half the time than the way paper piecing has been done traditionally.

My goal is to take the anxiety out of paper piecing and replace it with the joy of the process. Paper piecing is now fun, easy and quick.

Join us on Tuesday, January 5th. A Zoom link will be sent out to all active members through email. The Guild Meeting begins at 7:00pm. You can join the Zoom meeting beginning at 6:30pm.

Sheila Kristynik -Sr. Chair



2020 Kaleidoscope of Colors

Holiday Greetings to everyone from the 2022 quilt show chairs! I hope you are all busy carving out some time for yourself each week for some creative quilting. As little as 15 minutes a day is a great way to relieve stress and before you know it, you'll have a quilt top made. We are working on a printable document showing all of the show categories in case any of you are interested in making a quilt for a specific category. Most of the usual categories are the same. As a reminder, we will have a special category for any covid-19 themed quilts. If we get a lot then we may break it down by size, but otherwise let your creativity flow. We can't wait to see what you come up with!

We are also looking for a new quilt appraiser since Jane has retired. If you have any contacts for that, please reach out to either of us so that we can move forward since that's a popular request at each show. Before long, we'll all be meeting in place and you'll get to see the raffle quilt.

Barbara Boone & Debbie Kelton

Quilt Boutique

We have been working hard as a committee to bring you fun and exciting new projects to be sold at our 2022 show. Currently we will be continuing to do virtual boutique project workshops. Please watch your email for the video link and any updates. Thank you for your continued support and help making the 2022 quilt show a success.

We hope you will join us.

If you have questions call, text or email:

Mindy Danforth- 630-251-2321, Mjdanforth@sbcglobal.net

Vicki Tate- 832-515-3139, Vickitate@live.com



Use 1/4" seams and press as arrows indicate on diagram.

Cutting Fabric:

Cutting instructions for 1 Block : (Pieces already cut in your packet for 2 of these.)

White or white-on-white or cream fabric

—

Cut five 4 1/2" squares

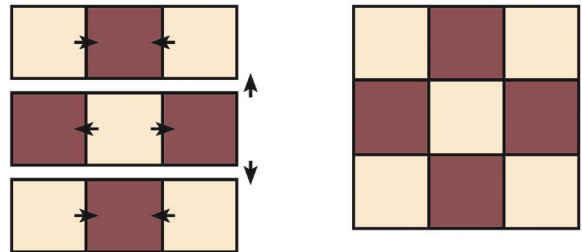
Cut one 1 1/2" x 13" rectangle

Cut two 1 1/2" x 6 1/4" rectangles

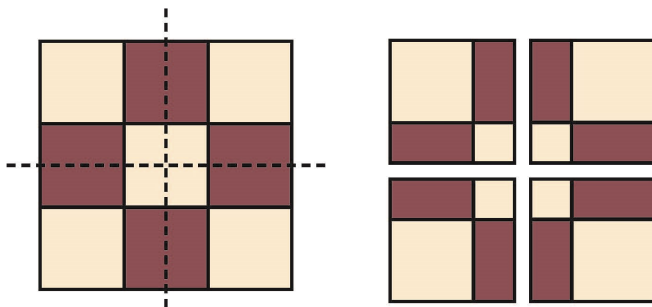
Color fabric —Cut four 4 1/2" squares

Block Assembly:

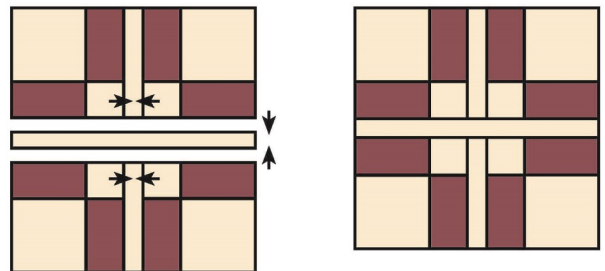
1. Assemble five white or white-on-white or beige fabric squares and four matching color squares into a Nine Patch Unit. Unit should measure 12 1/2" x 12 1/2".



2. Cut each Nine Patch Unit into four equal quarters. Custard Unit should measure 6 1/4" x 6 1/4".



3. Assemble the Custard Block using matching white or white-on-white or cream fabric. Custard Block should measure 13" x 13".





TEXAS QUILT MUSEUM

History in the Making

Our Winter 2021 Exhibits Celebrate a Centennial of Women’s Suffrage and a Colorful Trifecta! LA GRANGE, TEXAS – December 17, 2020 – The U.S. Constitution and Color take center stage in the Texas Quilt Museum’s winter exhibits *Deeds Not Words: Celebrating 100 Years of Women’s Suffrage and Red, White, & Blue*. Both exhibits will run January 7-March 21, 2021.

In *Deeds Not Words*, Dr. Sandra Sider, Curator of the Texas Quilt Museum, and Pamela Weeks, Binney Family Curator of the New England Quilt Museum, collaborated to create a touring exhibition of studio art quilts to commemorate the 100th anniversary of the 19th Amendment to the U.S. Constitution, through which women won the right to vote in national elections. Twenty-nine award-winning artists from across the United States accepted the invitation to create 28 new works celebrating women’s suffrage, along with one artist whose 1995 quilt on the 1848 Declaration of Sentiments is included. Subjects include many of the women who are famous for their work in the century-old fight for the vote, but several of the women the artists chose to commemorate are less well known but equally deserving of recognition. (



Federation Gertie (57” x 51”) by Hollis Chatelain. From the exhibit *Deeds Not Words*.



TEXAS QUILT MUSEUM

History in the Making



Dr. Sider with the *Deeds Not Words* book.

The exhibition addresses racism in the Women’s Suffrage Movement, depicting several heroic individuals. A comprehensive book containing full-page images of all the pieces with narrative artists’ statements is available through Schiffer Publishing. The book is available for purchase at the Museum Store. ***This exhibit is***



sponsored exclusively by eQuilter.com, with additional assistance from Museum co-founders Karey Bresenhan and Nancy O’Bryant Puentes.

The Texas Quilt Museum salutes American patriotism with the rousing exhibition ***Red, White, & Blue***. A total of 24 antique, vintage, and contemporary quilts from the Collection of International Quilt Festival celebrate our national flag.

While most people know that the stripes in the U.S. flag represent the 13 original Colonies and the stars the 50 states, the flag’s color symbolism is not common knowledge.

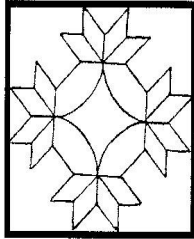
White is meant to symbolize purity, with red symbolizing valor and hardiness, and blue symbolizing justice and perseverance—the last quality being tested for many months across America during the coronavirus pandemic.

Dr. Sider comments, “Patriotism can be defined as devotion for and attachment to one’s homeland. What deeper attachment can we find than American quilts that contain the fabric of our nation’s history? Even though not all the quilts in this exhibition have patriotic themes, they all stand proudly to celebrate our country.” ***This exhibition is supported by the Lucille Gaebler Klein Fund.***

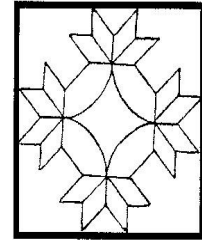


Stars and Stripes (73" x 76") c. 1900, artist unknown. From the exhibit *Red, White, & Blue*.

The Texas Quilt Museum is located at 140 W. Colorado St., La Grange, TX 78945. It is open Thurs.-Sat. from 10 am-4 pm. Learn more at www.TexasQuiltMuseum.org.



**Quilters' Guild of East Texas
Annual Tyler Quilt Show
Ruby Red Celebration
40th Anniversary**



March 26-27, 2021

9:30 - 4:30

Harvey Hall - 2000 W. Front Street

Admission \$8.00

**You are invited to attend and/or enter a quilt in the
2021 Tyler Quilt Show!**

Over 200 beautiful quilts are entered for judging in many varied categories with ribbons awarded as well as monetary awards. In the past, some of the quilts shown in Tyler have gone on to win accolades at Paducah, Dallas, Houston, Road to California and other large shows.

At the Quilters' Guild of East Texas quilt show you can enjoy: over 30 vendors, Guild Country Store, Silent Auction, Raffle Quilt, Bed Turning; Demos by Vendors and Guild Members

Applications for Quilt Entry, category descriptions and instructions are online at www.QGETX.org. The deadline for applications is February 11, 2021.

We would love to see you at the Tyler Quilt Show!

Find us on Facebook www.facebook.com/QuiltersGuildofeasttexas or on Pinterest at Quilters Guild of East Texas



Tri-County's Fabulous Bees



Remember: you must be a paid member to participate in our Bees.



Barbara Clark, Queen Bee

Our Bees create a strong sense of a quilting community within the guild. Consider becoming a Beekeeper! Organize your bee, find a location, contact Queen Bee Barbara Clark bclark448@sbcglobal.net to let her know, and go from there! If your bee does something unique, contact Janice Toler so she can recognize your bee in the newsletter.



BEE Czars: Meets the 3rd Monday from 5PM-8PM at Quilters Crossing. We choose projects as a group or work on our UFO's. We usually go on two retreats a year. If you are interested in joining this be please call to be put on a waiting list.

Ann Keilers 832-515-1081 or Marian Page 281-797-3014.



Chicks With Feathers

Sarah Yuhr-Beekeeper (sarah_hoffpauir@yahoo.com) These are quilters who love their Featherweight machines. They meet at Quilter's Crossing on the first Thursday of the month from 2-5. Contact Sarah if you are interested in this bee.



Day Strippers: Barbara Clark, BeeKeeper. bclark448@sbcglobal.net Daystrippers is the only bee that has been with TCQG since its beginning. It meets at Cypress Crossing Christian Church on the second Friday of each month from 10 - 2. They work on personal projects and occasionally go on retreats and to quilt shows together. There are currently no openings in this bee. However, you can contact beekeeper, Barbara Clark to be put on a waiting list. New members have been moving in through the list!



Quilter's Dozen: Charmaine Fritchey Beekeeper. cfritchey@gmail.com. Meets the 2nd Thursday at Quilters Crossing from 10-2:30. We have great times together! We have openings for 3 members.



We Bee Quilters: Nancy Terlikoski Co Beekeeper. Nancy_terlikoski@sbcglobal.net. Sarah Ballard, Co beekeeper- mballard11@comcast.net Meets the 2nd and 4th Wednesday of each month at Quilters Crossing from 1-4 PM. This bee is a group of quilters who just want to enjoy spending time doing what we love with fellow quilters. We work on our own projects, group projects, exchanges. Anyone who would like to join us is welcome!



Cypress Crossing Christian Church
15751 Cypress Rosehill Rd, Cypress, TX 77429



9:30 am to 2:30 pm

Sharon Castillo – 713.828.0861

Charity Bee will not be meeting again until January 27, 2021 and based on the status of where we are with COVID, we expect to still be working with a skeleton crew but having lots of work to do from home.

My hat's off to everyone who donates to Charity Bee. The guild was able to end its 2020 year with donations to its partners of

234 Quilts

391 Masks

159 HUGS (Receiving blankets)

29 Personal Hygiene Bags

156 Pillow Cases

and countless stocking stuffers.

**AGAIN, A BIG THANK YOU TO EVERYONE WHO MADE OUR CHRISTMAS STOCKING STUFFERS
EVENT A GREAT SUCCESS! THANK YOU, THANK YOU, THANK YOU!!!!!!!!!!**

EXPECTATIONS OF NEEDS BEGINNING IN 2021

Starting January 27th:

We will need help with sewing Personal Hygiene Bags (Jean Chapman has been kitting scores of them and I have been doing my part in sewing them in anticipation of a great need for them by the end of summer.

We have quite a few blocks that need to be pieced into quilt tops.

I have gathered up many of the quilts ready for quilting and binding that were returned in in October and November. They will be ready to checkout for completion.

We need flannel for the HUGS we donate. Please put that on your shopping list when you are buying fabric.

If you have blending fabric (white, white-on-white, beige, etc.), please donate some of your stash. Block of the Month project ready needs it.

Our baby quilts need help. The size of the quilt needs to be a minimum 36"x36" square to lap quilt size.

Another reminder...we are in great need of men's quilts. We have several members who are creating tops with men in mind and we match the perfect backing for them. If this is something you would enjoy doing, that would be great.



Please support our great family of sponsors ... We couldn't do this without them!

CabinQuilter Custom Quilting
 Diane Anderson
 Award-Winning Longarm Quilter

www.cabinquilter.com Georgetown, Texas
 diane@cabinquilter.com 713-817-0279

SHADYWOOD QUILTS

Betty Baker
 Professional Machine Quilting

17412 Bobcat Trail
 Cypress, Texas 77429
 (NW Houston)
 P. ((281) 250-5991
 Info@ShadywoodQuilts.com
 www.ShadywoodQuilts.com

STACY DONG
832.392.3625
quilterscabinTX@gmail.com



23101 Petrich Ln,
Tomball, 77377 TX

www.quilterscabin.com

quilterscabinretreat.blogspot.com @quilterscabin @quilterscabinretreat

LONGARMRENTAL.COM



NOLTING ~ 713 • 203 • 6259

HOBBS & BAIR, INC.
 Tax Preparation * IRS Audits * Accounting & Bookkeeping

17515 Spring Cypress, Ste. C-Box 160
 Cypress, TX 77429
 Phone: 832-349-5105
 Fax: 734-749-0750
 J. K. KLEVORN Jkklevorn@taxlady7.com
 Enrolled Agent

1-877-764-1271 Texas and Michigan

S. Lori Richter
Quilts & Creations
 Long Arm Quilting Services

SLRQuilts.com
 Lori@slrquilts.com
 512-636-5203
 10223 Hedge Way Dr.
 Houston, TX 77065





Please support our great family of sponsors...we couldn't do this without them!

Quilters Crossing, LLC
 Fabric, Notions, Classes
 Quilting Services

Gloyer Pharmacy Plaza
 1006 West Main Street
 Tomball, TX 77375

phone: (281) 516-7515

owner: Deb Morley

website:
www.quilterscrossingtx.com

email:
quilterscrossing@att.net

the Celtic Quilter
 PATRICIA LOPES
 12422 Bent Pine Drive
 Cypress, Texas 77429
 713-203-6259

PROFESSIONAL LONGARM
 QUILTING SERVICES
 T-SHIRT QUILTS - MEMORY QUILTS - EMBROIDERY
 SUPPLIER OF SUPERIOR THREADS

AUTHORIZED NOTTING DEALER & HOBBS DISTRIBUTOR

TRISH@CELTICQUILTER.COM WWW.CELTICQUILTER.COM


Makin' Stitches

Kathie Spargo
 Owner

By Appointment Only

Contact Tel: 832-671-0696
dohamma@hotmail.com

Quilting Services
 Computer Guided
 Edge to Edge
 Custom
 Binding
 Free Motion
 Machine Rentals

VALERIE'S
Thread Tales

CUSTOM LONGARM QUILTING
ValeriesThreadTales.com 423.836.0654
ValeriesThreadTales@gmail.com

**MAGNOLIA MANOR
 RETREAT**

LISA RENFROW



26250 RILEY ROAD
 WALLER, TEXAS 77484
 (936)-372-5801

MAGNOLIARETREATS@GMAIL.COM
WWW.MAGNOLIAMANORRETREAT.COM

Mel's Sewing Machine Service

Melvin Ballard
 Owner

**We Repair all Makes and
 Models**
 Sewing Machines
 Sergers
 Embroidery Machines
 Industrial Machines

1923 Hamlin Valley Dr
 Houston, Texas 77090
 Phone: 713-515-4774
 Fax: 281-444-1256
1melvin1@sbcglobal.net



Please support our great family of sponsors...we couldn't do this without them!

Painted Pony 'n Quilts

1015 S. Broadway, La Porte, Tx 77571

M-F 10am-5pm; Sat. 10am-4pm



**Perfect
Mother's Day
Gift**

Sterling silver
Quilter's Bell

Exclusive only from
Painted Pony 'n Quilts!

Visit us online:
www.ppnq.com ,

Facebook & Instagram

Contact us:

ppnqstaff@ppnq.com or 281-471-5735



Sandra Goldsby

Ind. Future Executive Sr. Sales Director

14203 Decker Drive
Magnolia, TX 77355
281-356-7747

sgoldsby@gmail.com
www.marykay.com/sgoldsby

MARY KAY

Loft Supply
Delivering quality batting
Proudly serving quilters in North Houston!
www.LoftSupply.com
832.675.1143

Guild Delivery | Custom Delivery | Customer Pickup
Become a preferred customer and receive discounts throughout the year!
Follow us on Facebook for special promotions




Handmade by Hart
Lisa Hart
HandmadeByHart@gmail.com
281-782-6020
Hand dyed fabric, bamboo socks—infant through adult sizes and much more!

h Honeysuckle Lane
QUILTING STUDIO, LLC

Longarm Quilt Machine Rentals
Professional Quilting Services
Tryce Beadle, Owner

11703 Spring Cypress Rd., Ste. D, Tomball
346-236-4353 • www.honeysucklelanequilting.com

MagnaFingers™ Easily Pick Up and Release Pins, Needles, Fish Hooks, Paperclips, Screws, etc.
Order online www.MagnaFingers.com



Christine@MagnaFingers.com • 832-978-5683 • Invented in Cy-Fair

For more information, please see or email Sharon Castillo at sharoncastillo@gmail.com.



Advertising: \$25 per year for TCQG members; \$50 per year non-members. Please contact Lynn Loyd at Lynn.Loyd@att.net



President	Janet Winkler	tcqgpresident@gmail.com
VP—Administration	Cynthia Blossom	tcqgvpresidentadm@hotmail.com
VP—Financial Oversight	Shari Stone	tcqgvpresidentfo@gmail.com
Treasurer	Ginnie Hilton	tcqgtreasury@hotmail.com
Secretary	Dawn Yates	tcqgsecretary@swbell.net
Membership	Becky Burkett	tcqgmembership@yahoo.com
Programs-Sr. Chair	Sheila Kristynik	tcqgprograms@gmail.com
Programs— Jr. Chair		tcqgprograms@gmail.com
Registered Agent- (Corp)	Lynn Loyd	
Board of Directors (Corp)	Linda Love	
	Mary Jane Sterbanz	
	Charmaine Fritchey	
Block of the Month	Elaine Bullard	
Blog	Sharon Castillo	
Publicity/Social Media	SuZanne Gilbride	
Charity Bee Chair	Sharon Castillo	
Quilt Show Chair	Barbara Boone	
	Debbie Kelton	
Community Service	Kathy Stoddard	
Hugs	Bobbi Miller	
Door Prizes	Buina Collins	
Head Bee Keeper	Barbara Clark	
Holiday Bash Chair	Lisa Hart	
Hospitality	Marie Engelhart	
Magazines	Deborah Dodge	
Newsletter	Janice Toler	
Property Management	Karl Burkett	
	Martha Alderson	
Storybook Quilts	Sara Ballard	