



TCQG News

Serving Northwest Harris,
Montgomery & Waller
Counties, Texas

Volume 15 Issue 2

February 2020

From The President's Stash

Hello Everyone,

Our quilt show is rapidly approaching. There's only about a month to go. I know many of you are busy completing your quilts. I can't wait to see all the beautiful entries. Tri-County quilters are extremely talented and many of you are creating a real work of art. Thank you to everyone who has volunteered to work at the show. There is still time to sign up if you have not done so yet. Cynthia Blossom (281-304-0979) will eagerly find the perfect spot for you. Please contact her to discuss all the possibilities. Keep selling those raffle tickets. June Jaronitzky can supply as many as you need. Just give her a call (junebug1938@hotmail.com). Be sure to check out our Facebook page to see all the photos of the raffle baskets that have been donated. Each basket was created and donated by generous members of our guild.

Our guild depends tremendously on the money we earn from the quilt show. It helps pay for our speakers at the monthly meetings, provide funds to the Charity Bee to purchase batting for our donated quilts, as well as general operating expenses of the guild. Please invite your family, friends, neighbors, co-workers and even complete strangers to the show. It makes a great weekend outing. Attending the show will be a wonderful way to have fun and share all the wonderful things our guild has to offer.

We had some unbelievably beautiful items presented at Show and Tell in January. Just take a look at the pictures in the following pages.

I look forward to seeing you all at the February meeting.

Janet Winkler

Welcome to all Members!! Many of you put in volunteer hours each month but cannot always make a guild meeting, just email me at the guild's email address {tricityguild@gmail.com} and let me know your hours so I can include those in our monthly report. Also, please...when signing in for the guild meeting, give yourself two (2) hours credit for participation plus any volunteer hours you have accumulated.

Sharon Castillo

Welcome New Members!

Patricia Hornon

Annette Stover

Meetings begin promptly at 7pm, so we can adjourn on time. The front doors will be closed at 6:55, and the members will be asked to take their seats. This will allow the various committee heads & board members to get into the meeting on time. Come early so you have time to sign in, check out any raffles or upcoming workshops, visit the magazines, etc.

Inside this issue:

<i>President's Stash</i>	1
<i>November Meeting</i>	2-4
<i>Speakers, Workshops & Fun Stuff!</i>	5
<i>Area Quilt Shows</i>	6-7
<i>Quilt Show News</i>	8-10
<i>BOM</i>	11-12
<i>Tri-County's Fabulous Bees</i>	13
<i>Charity Bee & Community Service Bees</i>	14
<i>Shopping</i>	15-17
<i>Guild Officers & Committee Chairs</i>	18




February BOM

Meetings

Fairfield Baptist Church
27240 Highway 290
Cypress, Texas
On 290 westbound between Mueschke and Mason Roads
1st Tuesday of the month,
7pm-9pm
tricityguild@gmail.com









Speakers for 2020

Date	Speaker	Topic	Workshop
Feb. 4	Judy Steward	12x12 Online Art Quilt Group	Painting on Fabric
March	No meeting	Volunteer at the Quilt Show	
April 7	Rachaeldaisy from Australia	Whizz Bang, Adventures in Folded Fabric	Pine Star


In February, we are welcoming Judy Steward from Hewitt, TX as our speaker and workshop instructor. For the guild meeting on Tuesday, February 4th, Judy will present the lecture "12 x 12 Online Art Quilt Group" where Judy will share her journey of being part of an online group. She will talk about how the group started, how it helped her grow as a quilter and how being challenged can help anyone in their quilting journey. Come out to the meeting for an exciting lecture!

You will have the opportunity to sign up for the workshop which will be held on Wednesday, February 5th, at Quilters Crossing. The workshop will begin at 9:30 a.m. and will conclude at 3:30 p.m. The workshop fee has been reduced to \$35 for TCQG members and \$40 for non-members. The workshop will feature painting on fabric and students will learn the techniques that Judy uses to create her painted quilts. Fabric can be painted as a scene or an abstract. You may also choose to paint with color and movement in order to create fabrics to use as a background or cut up into components of a quilt. Students can choose to quilt their fabric as a whole cloth quilt or cut up and get creative. This is a great opportunity to try fabric painting for anyone that has never tried it. The supply list contains easy to obtain items, so there is not a big financial commitment. Please contact Lisa Hart at TCQGprograms@gmail.com if you have any questions regarding the workshop. You may sign up for the workshop at the February guild meeting.

Instructor: Judy Steward

judysteward@gmail.com 254-495-0905

Painting on Fabric



Apron

1-2 yards White Pre-washed Cotton Fabric

Gloves

Palette (this can be plastic party plates)

Paintbrushes if you have them (I will be bringing some to share)

Foam brushes

Sponges (the natural ones give wonderful textures)

Water jar (I use frosting, margarine, or yogurt containers)

Paper towels

Spray bottle

Masking tape

If you have Jacquard Dye-na-flo or Jacquard Textile paints you can bring them

A plastic container to carry the wet fabric home

I will be bringing fabric and paints.

There will be a fee for the fabric so that will be determined by how much fabric you use.

\$7.00/yard

White cotton fabric

I will have paints for use in the class and some that you can purchase.

Paints (Jacquard Dye-na-flo and Jacquard Textile)



QUILTCON 2020 Austin, Texas

QuiltCon 2020 | Austin, Texas

Feb. 20–23, 2020
Austin Convention Center
Austin, Texas

Presented by the [Modern Quilt Guild](#), QuiltCon is the largest modern quilting show of its kind.

Each year, thousands of attendees come to see over nearly 600 modern quilts on display, including 400 juried in from MQG members around the world. The conference features four days of workshops and lectures led by leading designers and quilters, and the show floor has dozens of vendors and exhibitors for days of shopping and fun.

Registration

Course Catalog Released
May 2019

Member registration open
June 2019

General public registration
opens
July 2019

Quilt Entry

Quilt show entries open
July 2019

Quilt show entries close
November 30, 2019

Notifications of acceptance
December 2019



THE BLUE TRIANGLE QUILT GUILD
PRESENTS

20 in 20

QUILT SHOW

FEATURING 150+ QUILTS

**SATURDAY
FEB 22, 2020
9 AM - 5 PM**

ADMISSION \$10
(children under 6 are free)

SPECIAL EXHIBITS:
Underground Railroad Exhibit / In Remembrance Exhibit
Guild Member Challenge Quilts / Opportunity Quilt (6 tickets \$5)

DEMOS / VENDORS / FOOD TRUCK ON SITE

**WENDELL NEAL MEMORIAL
FAMILY LIFE CENTER**
(on the campus of Lilly Grove Baptist Church)
7034 Tierwester,
Houston, TX 77021

CELEBRATING
The Blue Triangle
Quilt Guild
"20 in 20"

CELEBRATING
The Blue Triangle Quilt Guild of
Houston Texas is a 501 (C)(3)
non-profit organization founded
in 2000.



2020: A Quilt Odyssey



Raffle Quilt: A Storm at Sea
Traditions and Transitions

March 6 - 7, 2020
Hours: Friday 10 - 5 Saturday 10 - 4
Admissions: \$10 (Under 12 free)
www.tcqgtx.blogspot.com



The Berry Center





Quilt Show: 2020 A Quilt Odyssey

OUR SHOW IS JUST A FEW WEEKS AWAY!!

VOLUNTEER OPPORTUNITIES!!

Why volunteer for our guild show? One of the many benefits is getting to know and work with fellow guild members. This is one of the best ways to feel connected to the guild – by jumping in and working the show. Reach out and volunteer for a position and get ready to make friends!! It's easy and fun!

Cynthia Blossom, (the BOA lady!), is signing up volunteers now for our quilt show. If you know where you would like to help, please get on her list ASAP!! If you are new to working our show, Cynthia can explain the jobs and help you find one you'd really like!! We have many spots to fill and **we APPRECIATE ALL OUR VOLUNTEERS!!** Contact Cynthia: ceblsm@hotmail.com or call / text Shari Stone 713/702-9724.

The game is on.... WHO WILL WIN THE **FABULOUS** GRAND PRIZE????

Raffle Tickets are available from June Jaronitzky at each guild meeting. Tickets are \$1 each or \$5 for six.

What is the latest addition to the Grand Prize basket???? Ask June at the meeting!!

PUBLICITY is very important for our quilt show!! Please SHARE OUR SHOW INFO on **Facebook, Instagram** and all other social media sites you see. Word of mouth can never be underestimated!! PLEASE SPREAD THE WORD about our show -- our **vendors, large number of quilts, appraiser on site, Tin Can Raffle, Boutique, Emporium**, etc. Thanks!!

QUILT ENTRIES FOR OUR SHOW

We have 240 quilts entered and they are all SO beautiful!! Having this many quilts is a HUGE draw for our vendors and we are looking forward to a FANTASTIC show!! WE WANT ALL THESE QUILTS TO BE SHOWN so please, we encourage you to finish the final touches and have your quilt ready to turn in!!! Turn in times will be announced at the February guild meeting and sent out via email.

Can I send my quilt to "quilt turn in" with a friend? Absolutely!! Your quilt can be delivered by yourself or a friend. Please remember that all quilts MUST have a hanging sleeve, a label, and a cover over the label. Please check these things before bringing your quilt to turn in. If you have an issue with turning your quilt in at the designated time, please call **Shari Stone 713/702-9724 or Mary Brownlee 281/723-3820.**

QUILT APPRAISALS offered at our quilt show by Jane Hancock!!



Sign up on the Appraisal Sheet at the February guild meeting. Jane can appraise quilt hanging in the show as well as quilts brought in. For more information, please email Cynthia Blossom at ceb1sm@hotmail.com.

DONATIONS REQUESTED

Donations are requested for water bottles and snacks for the volunteers of the quilt show. We will keep these in the Quilt Show office (special room at the Berry Center) and our volunteers are welcome to come and get these refreshments. PLEASE CONSIDER donating homemade or store bought goodies for your fellow guild member volunteers! We could also use non-sweet treats such as cheese tray, vegetable tray, etc.

Many thanks,

Shari Stone, Mary Brownlee & Committee Chairs

QUILT SHOW SPECIAL REPORT

Appraisals by Jane Hancock
5 Bucks A Yard
A Cowgirl Quilt Shop
Bits of Glitz
Center Stage
Designing with Strips 'n Curves
Gone Quiltin' LLC
Good With Sugar
Handmade by Hart
Jenkins Sunshine Farm, LLC
Jo's Quilting Studio
Linda's Art
Loft Supply, LLC
Mae Mae Bags
Magna Fingers
Martelli Enterprises, Inc
Mystic Angel Creations
Needleware
Quilter's Hands

Quilts for Soldier's Families
Quilts from Mulberry Lane
Quilts of Valor
Real Time Pain Relief
SavvyQuilters.com
Scarlet Today / Redwork plus
Sew Colorful
Sew Much More Sewing Center
Sew Special Quilts
Sewing and Vacuum Warehouse
Sharper Solutions
Snip & Pins
Stitches of Bleau
Threaded Lines
Three Oaks Retreats
Twisted Sisters
Uniquely Pat
Whimsy Texas
Wood Turnings By Tim
You Never Know

INTRODUCING OUR 2020 QUILT SHOW *FABULOUS VENDORS!!!*



BOUTIQUE

Are you interested in learning how to make small fun projects and working with a super fun group of guild friends? Then please consider attending the boutique workshops. Boutique Workshops will be held the second Monday of every month (except November and December since we are all so busy for the holidays) - 10am at Quilters Crossing. Please park in the back. ***

Please bring your sewing machine and basic sewing supplies. Also bring a sack lunch or money to order lunch. This is a really fun group of quilters, and we learn how to make a new project each month. You leave the workshop with the pattern so you can duplicate the project at home. These quick projects make great gifts. We hope you will join us.

Any questions, please call or email:

Mindy Danforth - 630.251.2321 or mjdanforth@sbcglobal.net

Vicki Tate - 832.515.3139

Vickitate@live.com



February — Birthdays, Special Events, Recognitions, Sympathies

Feb 1-Valerie Jolly; Feb 4- Bobbi Miller; Feb 6—Tamar Jessberger, Diana Edgington; Feb. 7- Karen Shively; Feb 8—Melinda Boyd; Feb 9- Barbara Baldwin; Feb 12—Linda Barrus; Feb 13—Michelle Byeseda, Sylvie Collier, Lynn Loyd; Feb 14—Vicky Brown, Mary Laskowski; Feb 16—Jeanne Brown; Feb 18- Sara Irwin ; Feb 20—Cindy Finch; Feb 21-Donna Clegg; Feb 24—, Anne Townsend; Feb 28- Ellen Conoscenti



Catherine Holiday

Colors: NAVY, WHITE, & NAVY/WHITE

Cutting: (Your kit already has these pieces cut)

Solid Navy Fabric-

Cut 4 - 3" x 5 1/2" rectangles

Cut 4 - 3" squares

Cut 2 - 5" squares

Print Navy/White Fabric-

Cut 2 - 5" squares

White Fabric-

Snowflake Block

Winter is upon us and with that I think of snow. Something I wish for every year, but we seldom get. So, this month we are making our own snow...the Snowflake Block. This month we will learn a technique to make four half square triangles (HST) out of two larger square pieces of fabric.


As always, we strive to have blocks that turn out all the same size so when they are pieced together, they all match. All seams are 1/4". Using a scant 1/4" seam helps to maintain the integrity of the block size.



LET'S GO PIECE THIS


Piecing:

We are going to learn a method for making 4 HSTs at a time. For this block we will need 4 HST in 3 different combinations.



FIRST: Take the 5" squares and place right sides together as follows: (navy/white, print/white, & navy/print.

Pin on all 4 sides of each set and sew a 1/4" seam around each of the units. (Note: at this point I sprayed starch on each unit to help keep it from stretching.)


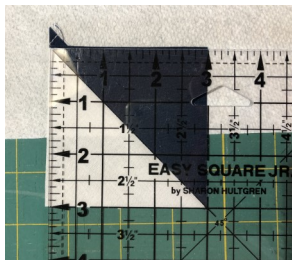





You will then make 2 diagonal cuts on each unit to form 4 HSTs per unit.



Please note the HST units are cut on the bias & will stretch very easily & become distorted. Open each HST and lightly press seam towards the darker fabric. I have made an allowance in the initial measurements so you can true-up your HST to an accurate 3" square after sewing & pressing. Place your 45-degree line on your ruler on the diagonal line of the square and trim to 3" square. You will end up with 3 different sets of 4 HST. This method is a lot better than doing them one at a time. Don't you think?



SECOND: Make 4-patch units using a solid 3" navy square and one each of the different HST blocks. Place the 3" squares in the order shown below. Sew together the top two squares and then the bottom two squares. Press the seams in opposite directions and sew those sections together, matching center seams. Make them mirror images of each other and make 2 of each.



THIRD: Arrange the 4-patch units in 2 rows with a navy 3"x5 1/2" rectangle between using mirror images of each 4-patch. Arrange a center row with the navy 3"x5 1/2" rectangles on either side of the center 3" white square. Sew each row together as shown. Then sew all rows together, matching seam lines, to finish the block.

Finished block measures 12.75".



Tri-County's Fabulous Bees



Remember: you must be a paid member to participate in our Bees.



Barbara Clark, Queen Bee

Our Bees create a strong sense of a quilting community within the guild. Consider becoming a Beekeeper! Organize your bee, find a location, contact Queen Bee Barbara Clark bclark448@sbcglobal.net to let her know, and go from there! If your bee does something unique, contact Janice Toler so she can recognize your bee in the newsletter.



BEE Czars: Meets the 3rd Monday from 5PM-8PM at Quilters Crossing. We choose projects as a group or work on our UFO's. We usually go on two retreats a year. If you are interested in joining this be please call to be put on a waiting list.

Ann Keilers 832-515-1081 or Marian Page 281-797-3014.



Chicks With Feathers

Sarah Yuhr-Beekeeper (sarah_hoffpaur@yahoo.com) These are quilters who love their Featherweight machines. They meet at Quilter's Crossing on the first Thursday of the month from 2-5. Contact Sarah if you are interested in this bee.



Day Strippers: Barbara Clark, BeeKeeper. bclark448@sbcglobal.net Daystrippers is the only bee that has been with TCQG since its beginning. It meets at Cypress Crossing Christian Church on the second Friday of each month from 10 - 2. They work on personal projects and occasionally go on retreats and to quilt shows together. There are currently no openings in this bee. However, you can contact beekeeper, Barbara Clark to be put on a waiting list. New members have been moving in through the list!



Quilter's Dozen: Charmaine Fritchey Beekeeper. cfritchey@gmail.com. Meets the 2nd Thursday at Quilters Crossing from 10-2:30. We have great times together! We have openings for 3 members.



We Bee Quilters: Nancy Terlikoski Co Beekeeper. Nancy_terlikoski@sbcglobal.net. Sarah Ballard, Co beekeeper— mballard11@comcast.net Meets the 2nd and 4th Wednesday of each month at Quilters Crossing from 1-4 PM. This bee is a group of quilters who just want to enjoy spending time doing what we love with fellow quilters. We work on our own projects, group projects, exchanges. Anyone who would like to join us is welcome!



Quilts for Soldiers' Families: Meets the 2nd Tuesday of each month at Quilters Crossing.
Contact Marian Page for more information.



Charity Bee meets the 4th Wednesday at Cypress Crossing Christian Church from 9:30am to 1:30pm.

Please provide the Charity Bee with quilt tops that are created with our male clients in mind. Also, please

Check out our website for all of the different charities that our guild works with!
www.Tcqgtx.blogspot.com



NORA'S HOME
for transplant patients and their families

"DOOR PRIZES" We would also like to thank those who have donated and made anonymous donations. Thank You so much!! Your thoughtfulness will help keep Door Prizes going! Every meeting will feature numerous opportunities for you to win one (or more) of our fabulous door prizes!

There are three ways to receive door prize tickets:

- ◆ Come to the Guild meeting - easy!
- ◆ Bring canned goods or nonperishable foods for Open Gym
- ◆ Bring a quilt for Show & Tell - multiple quilts = multiple tickets!



DOOR PRIZE DONATIONS 2020

Remember—if you win a door prize, you are asked to bring one for the next meeting. If you would like to donate to the raffle stash, we could use:

Template

Batik fat quarters

Small Scissors

Small set of paint brushes

Contemporary fabric fat quarters

Rulers

Wonder clips

Rotary Cutter Refill Blades

Charm packs

Spools of thread (basic color)

Colored pencils

Tone on tone fat quarters



Please support our great family of sponsors ... We couldn't do this without them!

Makin' Stitches

Kathie Spargo
Owner

By Appointment Only

Contact Tel: 832-671-0696
dohamma@hotmail.com

Quilting Services
Computer Guided
Edge to Edge
Custom
Binding
Free Motion
Machine Rentals

CabinQuilter Custom Quilting
Diane Anderson
Award-Winning Longarm Quilter

www.cabinquilter.com
diane@cabinquilter.com

Georgetown, Texas
713-817-0279

the Celtic Quilter
PATRICIA LOPES
12422 Bent Pine Drive
Cypress, Texas 77429
713-203-6259

PROFESSIONAL LONGARM
QUILTING SERVICES
T-SHIRT QUILTS - MEMORY QUILTS - EMBROIDERY
SUPPLIER OF SUPERIOR THREADS

AUTHORIZED NOLTING DEALER & HOBBS DISTRIBUTOR
TRISH@CELTICQUILTER.COM WWW.CELTICQUILTER.COM

STACY DONG
832.392.3625
quilterscabintx@gmail.com



23101 Petrich Ln,
Tomball, 77377 TX

www.quilterscabin.com

quilterscabinretreat.blogspot.com [@quilterscabin](https://www.facebook.com/quilterscabin) [@quilterscabinretreat](https://www.instagram.com/quilterscabinretreat)

LONGARMRENTAL.COM

NOLTING ~ 713 • 203 • 6259

HOBBS & BAIR, INC.
Tax Preparation * IRS Audits * Accounting & Bookkeeping

17515 Spring Cypress, Ste. C-Box 160
Cypress, TX 77429
Phone: 832-349-5105
Fax: 734-749-0750
Jkklevorn@taxlady7.com

J. K. KLEVORN
Enrolled Agent

1-877-764-1271 Texas and Michigan

S. Lori Richter
Quilts & Creations
Long Arm Quilting Services

SLRQuilts.com
Lori@slrquilts.com
512-636-5203
10223 Hedge Way Dr.
Houston, TX 77065



Please support our great family of sponsors...we couldn't do this without them!

Quilters Crossing, LLC
Fabric, Notions, Classes
Quilting Services

Gloyer Pharmacy Plaza
1006 West Main Street
Tomball, TX 77375

phone: (281) 516-7515

owner: Deb Morley

website:
www.quilterscrossingtx.com

email:
quilterscrossing@att.net

VALERIE'S
Thread Tales

CUSTOM LONGARM QUILTING

ValeriesThreadTales.com 423.836.0654
ValeriesThreadTales@gmail.com

Mel's Sewing Machine Service

Melvin Ballard

Owner

We Repair all Makes and Models

Sewing Machines
Sergers
Embroidery Machines
Industrial Machines

1923 Hamlin Valley Dr
Houston, Texas 77090
Phone: 713-515-4774
Fax: 281-444-1256

1melvin1@sbcglobal.net

MAGNOLIA MANOR
RETREAT

LISA RENFROW



26250 RILEY ROAD
WALLER, TEXAS 77484
(936)-372-5801

MAGNOLIARETREATS@GMAIL.COM
WWW.MAGNOLIAMANORRETREAT.COM

**T-Shirt
QUILTS OF TEXAS**

Create a lasting treasure from YOUR T-Shirts!

Betty.Baker@USA.net • 832.559.1190
www.TShirtQuiltsTX.com



Please support our great family of sponsors...we couldn't do this without them!

Painted Pony 'n Quilts

1015 S. Broadway, La Porte, Tx 77571

M-F 10am-5pm; Sat. 10am-4pm



**Perfect
Mother's Day
Gift**

Sterling silver
Quilter's Bell
Exclusive only from
Painted Pony 'n Quilts!

Visit us online:
www.ppnq.com ,
Facebook & Instagram
Contact us:
ppnqstaff@ppnq.com or 281-
471-5735



Sandra Goldsby

Ind. Future Executive Sr. Sales Director

14203 Decker Drive
Magnolia, TX 77355
281-356-7747

sgoldsby@gmail.com
www.marykay.com/sgoldsby

MARY KAY

Loft Supply
Proudly serving quilters in North Houston!
Delivering quality batting
www.LoftSupply.com
832.675.1143


Guild Delivery | Custom Delivery | Customer Pickup
Become a preferred customer and receive discounts throughout the year!
Follow us on Facebook for special promotions



MagnaFingers™

Easily Pick Up and Release Pins, Needles, Fish Hooks, Paperclips, Screws, etc.

Order online www.MagnaFingers.com



Use with your telescoping tool for extended reach!

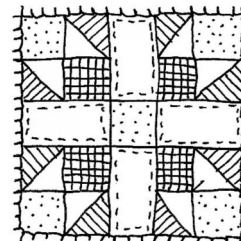
Christine@MagnaFingers.com • 832-978-5683 • Invented in Cy-Fair

For more information, please see or email Sharon Castillo at sharoncastillo@gmail.com.

h Honeysuckle Lane
QUILTING STUDIO, LLC

Longarm Quilt Machine Rentals
Professional Quilting Services
Tryce Beadle, Owner

11703 Spring Cypress Rd., Ste. D, Tomball
346-236-4353 • www.honeysucklelanequilting.com





Contact someone listed below to volunteer!

President	Janet Winkler	281-373-3434	janet.wink@gmail.com
VP—Administration	Cynthia Blossom	281-304-0979	ceblsm@hotmail.com
VP—Financial Oversight	Sharon Castillo	713-828-0861	sharoncastillo@gmail.com
Treasurer	Shelly Wiggins	832-338-4079	wiggisa@hotmail.com
Secretary	Shari Stone	713-702-9724	slstone@swbell.net
Membership	Becky Burkett	281-923-4786	burkettbecky@yahoo.com
Programs-Sr. Chair	Lisa Hart	281-782-6020	quickhound@gmail.com
Programs– Jr. Chair	Sheila Kristynik	713-515-3485	sheilakristynik2018@gmail.com
Registered Agent- (Corp)	Lynn Loyd	803-317-5443	lynn.loyd@att.net
Board of Directors (Corp)	Linda Love	281-351-8953	L.hlove@yahoo.com
	Mary Jane Sterbanz	713-822-3020	rsterbanz@att.net
	Charmaine Fritchey	281-221-1716	cfritchey@gmail.com
Block of the Month	Catherine Holliday	281-753-3340	catherineholliday25@yahoo.com
Blog	Sharon Castillo	713-828-0861	sharoncastillo@gmail.com
Charity Bee Chair	Sharon Castillo	713-828-0861	sharoncastillo@gmail.com
Quilt Show Chairs	Shari Stone	713-702-9724	slstone@swbell.net
	Mary Brownlee	281-469-1618	mary.brownlee@comcast.net
Community Service	TBA		
Hugs	Bobbi Miller	720-985-3201	bmiller576@gmail.com
Door Prizes	Buina Collins	832-475-0346	kobuina1979@yahoo.com
Head Bee Keeper	Barbara Clark	281-793-0816	bclark448@sbcglobal.net
Holiday Bash Chair	TBA		
Hospitality			
Magazines	Deborah Dodge	713-862-8365	dodged@flash.net
Newsletter	Janice Toler	281-727-8140	Janice.toler@gmail.com
Property Management	Karl Burkett	713-494-6808	Burkett@rice.edu
	Martha Alderson	281-213-4536	martha_alderson68@yahoo.com
Storybook Quilts	Sara Ballard	713-515-5670	mballard11@comcast.net