



TCQG News

Serving Northwest Harris,
Montgomery & Waller
Counties, Texas

Volume 16 Issue 2

February 2021

From The President's Stash

Hello all,

It's February—the month of love. There's no better way to show someone you care than to give the gift of a quilt. With each stitch you are telling them how special they are.

We now have 240 + members. Our meetings are filled with laughter, great speakers, and information about our love of quilting. It's always wonderful to see everyone and catch up. I hope you will join us for our February meeting.

Since we have not met in person for several months, our supply of door prize donations is quite low. If you have anything in your stash that you can bear to part with, please consider donating it to be used as a door prize. Items can be new or lightly used. We will have a tote box at our Charity Bee meeting site at Cypress Crossing Christian Church on Wednesday, January 27 from 9:30—12:30. This will be outside the front door, so it can be contactless drop off. More information about donations is in this newsletter.

I hope you have started on a quilt or two that you plan to enter in our show in 2022. The Quilt Show will be here before you know it. We can't wait to share with you our 2022 Raffle Quilt. It will soon be completed and ready to be oohed and aahed over.

We are currently looking for a Door Prize chair. If you think it would be fun to select items for the monthly prizes at each guild meeting and then give them to the winners, let me know. More information about this is in this newsletter.

Take care and have a great February.

Janet Winkler
President

Welcome to all Members!! Many of you put in volunteer hours each month but cannot always make a guild meeting, just email me at the guild's email address {tricountyguild@gmail.com} and let me know your hours so I can include those in our monthly report. Also, please...when signing in for the guild meeting, give yourself two (2) hours credit for participation plus any volunteer hours you have accumulated. **Becky Burkett**

Welcome New Member!

Andrea Dixon, Patricia Foret, Cindy Holik

Meetings begin promptly at 7pm, so we can adjourn on time. The front doors will be closed at 6:55, and the members will be asked to take their seats. This will allow the various committee heads & board members to get into the meeting on time. Come early so you have time to sign in, check out any raffles or upcoming workshops, visit the magazines, etc.

Inside this issue:

President's Stash	1
January Show and Tell	2-4
February Show and Tell	5
<i>Speakers, Workshops & Fun Stuff!</i>	
Show News	8
BOM	9-10
Other Quilt Shows	11-13
Tri-County's Fabulous Bees	14
Charity Bee, Community Service	15
Shopping	17-19
Guild Officers & Committee Chairs	20



February BOM

Meetings

Fairfield Baptist Church
27240 Highway 290
Cypress, Texas
On 290 westbound between Mueschke and Mason Roads
1st Tuesday of the month,
7pm-9pm
tricountyguild@gmail.com









FROM THE VICE- PRESIDENT...

As we look forward to 2021 and hopefully being able to resume our in- person meetings at some point, we are still meeting via Zoom. Which means I will continue to present Show 'n Tell PowerPoints. This means that I need your picture(s) submissions. Here are "The Rules"

...

Send your pics (with you in them, if possible) along with

A. a brief explanation and

B. names of quilter or collaborators if applicable. We want to give everyone credit, even if they aren't guild members.

Send to ceblsm@hotmail.com **ONLY**. DO NOT reply via any email notices.

Deadline for submission is **WED Jan. 27, at HIGH NOON!!**

That's all there is to it. I'm looking forward to your submissions and putting together another presentation that shows off your hard work so your fellow guild members can appreciate you!

Cynthia Blossom (the Blue Boa Lady)

VP-Administration

ceblsm@hotmail.com

We are very happy that so many of you have been joining us via Zoom for our monthly guild meetings. The guild has been paying Zoom for an add-on that allows us to have more than 100 people log in to our meetings. We will be cancelling this added expense beginning with our January 5 meeting. This means that our next meetings will be limited to the first 100 people who sign in. Our meetings are scheduled for 7:00 pm and we begin to admit members around 6:30 pm. We hope you join us as we have many amazing speakers planned for the coming year.



Do You Like to Make People Happy???

If you want to make someone's day, consider becoming our new door prize chair. The guild has a stash of donations for you to combine to create three door prizes to be given at each monthly guild meeting. It's a lot of fun to give quilters more items to add to their stash. Please consider becoming our new door prize chair. If you think you may be interested, please email me, Janet Winkler at janet.wink@gmail.com.

February Birthdays, Special Events, Recognitions, Sympathies



Valerie Jolly	1-Feb
Diana Edgington	6-Feb
Melinda Boyd	8-Feb
Barbara Baldwin	9-Feb
Sylvie Collier	13-Feb
Lynn Loyd	13-Feb
Victoria Brown	14-Feb
Mary Laskowski	14-Feb
Jeanne Brown	16-Feb
Sara Irwin	18-Feb
Anne Townsend	24-Feb
Ellen Conoscenti	28-Feb



February 2—Desiree Habicht



Hi, My name is Desiree Habicht, owner of Desiree's Designs and the designer behind most of the products you'll find on our site. I've been dabbling in all forms of creative arts throughout my life, having been raised in an innovative home where my mother, a talented interior designer, created beautiful spaces everyday.

For many years, I was fortunate enough to indulge my passion for painting fine art, murals, and faux finishes. After my daughter was critically injured by a drunk driver in 2000, I reinvented my career, starting a home based pattern and design company that would allow me to make a living while caring for my daughter (a blessing that developed out of a tragedy).

I love what I do and look forward to getting up every day. In addition to designing patterns, I also design fabric for [Quilting Treasures](#), along with making and showing art quilts (yet another avenue to create art with fabric...I just love it). I still find time to paint and was thrilled to be published last year in several books and magazines. When I'm not working, I absolutely love being outdoors, whether I'm enjoying time in my organic vegetable and flower garden, going to the gym, taking walks with the family, or spending countless hours in the pool during the hot days of summer. There are so many blessings to count each and every day!

I appreciate the people who help run my business and contribute to it's growth, without whom I wouldn't be able to accomplish much! My husband, Randy, learned the ins and outs of vectorizing and writing patterns, creating diagrams, and constructing quilts...he's the go-to-guy if you have any questions about the patterns or templates. At quilt market, he's the eye candy at my booth, enjoying all the attention he gets from the ladies! As a team, we work hard every day to make Desiree's Designs the best it can be.

Look for a Zoom Link in your email. You can log on as early as 6:30. The guild meeting begins at 7:00.

Sheila Kristynik

Tri-County Quilt guild



2020 Kaleidoscope of Colors

Greetings fellow quilters!

We are continuing to work on the details behind the scenes for our quilt show. Can you believe it's just a little over a year away? Time is flying by! If you are cleaning up your sewing space (mine is a mess!) and have new or gently used items, please keep us in mind. New items can be used in the tin can raffle, and gently used items can be used in the emporium.

Items for the tin can raffle and emporium don't have to be specifically quilting related. Some of the highest ticket sales have gone to baskets of goodies, a Christmas themed basket, an ironing board cover to make it easier to iron yardage and all sorts of others. Likewise, the emporium will have dedicated space in the storage unit if you have furniture to fabric and (almost) everything in between. And don't forget the boutique!

We're looking forward to seeing everyone in person in 2021!

Debbie and Barbara

Quilt Boutique

We have been working hard as a committee to bring you fun and exciting new projects to be sold at our 2022 show. Currently we will be continuing to do virtual boutique project workshops. Please watch your email for the video link and any updates. Thank you for your continued support and help making the 2022 quilt show a success.

We hope you will join us.

If you have questions call, text or email:

Mindy Danforth- 630-251-2321, Mjdanforth@sbcglobal.net

Vicki Tate- 832-515-3139, Vickitrate@live.com



February 2021 BOM
Tri County Quilt Guild
Zig Zag Path

This is a simple 12 1/2" block with eight half square triangle (HST) units and one plain square in the center.

Cut:

From green: 1—4 1/2" x 4 1/2" square (Set this block aside until final assembly of the 12 1/2" block)
2—5 " x 5" squares

From plum: 3 – 5" x 5" squares

From white: 3 – 5" x 5" squares

Directions:

Draw a diagonal line from corner to corner on the wrong side of the three white squares.

The photo on the right is just for reference and shows what units you should have before cutting on the drawn lines. (I've included it ahead of the directions so you can see where you'll end up.)



Place one plum and one white 5" square with right sides together.
Stitch a line a scant 1/4" on each side of the drawn line.
Repeat for 1 more pair of plum and white squares.
You will have 1 plum 5" square left at this time.
Cut down the drawn line on each pair.
Set your seams and press towards the plum on each half square triangle (HST) unit.
You should now have 4 plum and white HST units.

Place one green 5" square and the 1 remaining white square with right sides together.
Stitch a line a scant 1/4" on each side of the drawn line.
Cut down the drawn line.
Set your seams and press towards the green on each HST unit.
You should have 2 green and white HST units.
(There should be one green 5" square and the green 4 1/2" square remaining.)



Draw a diagonal line from corner to corner on the wrong side of the remaining plum 5" square.
Place the remaining green 5" square and this plum square with right sides together.
Stitch a line a scant 1/4" on each side of the drawn line.
Cut down the drawn line.
Set your seams and press towards the green on each half square triangle unit.
You should now have 2 green and plum HST units.
Square all 8 HST units to 4 1/2".



This photo shows all eight HST units when finished.

You are now ready to assemble the block.
Refer to the photo on the right for the Block layout.



Sew row one together pressing seams in one direction.
Sew row two together with the green 4 1/2" square in the middle. Press seams in the opposite direction of row one.
Sew row three together pressing seams in the same direction as row one.
Sew all three rows together. Press seams in either direction.

Give the block a good press and trim to 12 1/2" square.

If you have any questions or comments, please contact me at 918-808-2667 or elainebullard53@yahoo.com.
Elaine Bullard
2021 BOM Chairperson



TEXAS QUILT MUSEUM

History in the Making

Our Winter 2021 Exhibits Celebrate a Centennial of Women’s Suffrage and a Colorful Trifecta! LA GRANGE, TEXAS – December 17, 2020 – The U.S. Constitution and Color take center stage in the Texas Quilt Museum’s winter exhibits Deeds Not Words: Celebrating 100 Years of Women’s Suffrage and Red, White, & Blue. Both exhibits will run January 7-March 21, 2021.

In Deeds Not Words, Dr. Sandra Sider, Curator of the Texas Quilt Museum, and Pamela Weeks, Binney Family Curator of the New England Quilt Museum, collaborated to create a touring exhibition of studio art quilts to commemorate the 100th anniversary of the 19th Amendment to the U.S. Constitution, through which women won the right to vote in national elections. Twenty-nine award-winning artists from across the United States accepted the invitation to create 28 new works celebrating women’s suffrage, along with one artist whose 1995 quilt on the 1848 Declaration of Sentiments is included. Subjects include many of the women who are famous for their work in the century-old fight for the vote, but several of the women the artists chose to commemorate are less well known but equally deserving of recognition. (



Federation Gertie (57” x 51”) by Hollis Chatelain. From the exhibit Deeds Not Words.



TEXAS QUILT MUSEUM

History in the Making



Dr. Sider with the *Deeds Not Words* book.

The exhibition addresses racism in the Women’s Suffrage Movement, depicting several heroic individuals. A comprehensive book containing full-page images of all the pieces with narrative artists’ statements is available through Schiffer Publishing. The book is available for purchase at the Museum Store. ***This exhibit is***



sponsored exclusively by eQuilter.com, with additional assistance from Museum co-founders Karey Bresenhan and Nancy O’Bryant Puentes.

The Texas Quilt Museum salutes American patriotism with the rousing exhibition ***Red, White, & Blue***. A total of 24 antique, vintage, and contemporary quilts from the Collection of International Quilt Festival celebrate our national flag.

While most people know that the stripes in the U.S. flag represent the 13 original Colonies and the stars the 50 states, the flag’s color symbolism is not common knowledge.

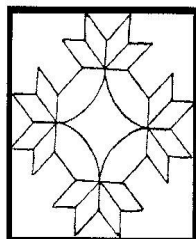
White is meant to symbolize purity, with red symbolizing valor and hardiness, and blue symbolizing justice and perseverance—the last quality being tested for many months across America during the coronavirus pandemic.

Dr. Sider comments, “Patriotism can be defined as devotion for and attachment to one’s homeland. What deeper attachment can we find than American quilts that contain the fabric of our nation’s history? Even though not all the quilts in this exhibition have patriotic themes, they all stand proudly to celebrate our country.” ***This exhibition is supported by the Lucille Gaebler Klein Fund.***

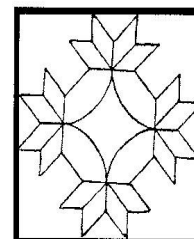
The Texas Quilt Museum is located at 140 W. Colorado St., La Grange, TX 78945. It is open Thurs.-Sat. from 10 am-4 pm. Learn more at www.TexasQuiltMuseum.org.



Stars and Stripes (73" x 76") c. 1900, artist unknown. From the exhibit *Red, White, & Blue*.



**Quilters' Guild of East Texas
Annual Tyler Quilt Show
Ruby Red Celebration
40th Anniversary**



March 26-27, 2021

9:30 - 4:30

Harvey Hall - 2000 W. Front Street

Admission \$8.00

**You are invited to attend and/or enter a quilt in the
2021 Tyler Quilt Show!**

Over 200 beautiful quilts are entered for judging in many varied categories with ribbons awarded as well as monetary awards. In the past, some of the quilts shown in Tyler have gone on to win accolades at Paducah, Dallas, Houston, Road to California and other large shows.

At the Quilters' Guild of East Texas quilt show you can enjoy: over 30 vendors, Guild Country Store, Silent Auction, Raffle Quilt, Bed Turning; Demos by Vendors and Guild Members

Applications for Quilt Entry, category descriptions and instructions are online at www.QGETX.org. The deadline for applications is February 11, 2021.

We would love to see you at the Tyler Quilt Show!

Find us on Facebook www.facebook.com/QuiltersGuildofeasttexas or on Pinterest at Quilters Guild of East Texas



Tri-County's Fabulous Bees



Remember: you must be a paid member to participate in our Bees.



Barbara Clark, Queen Bee

Our Bees create a strong sense of a quilting community within the guild. Consider becoming a Beekeeper! Organize your bee, find a location, contact Queen Bee Barbara Clark bclark448@sbcglobal.net to let her know, and go from there! If your bee does something unique, contact Janice Toler so she can recognize your bee in the newsletter.



BEE Czars: Meets the 3rd Monday from 5PM-8PM at Quilters Crossing. We choose projects as a group or work on our UFO's. We usually go on two retreats a year. If you are interested in joining this be please call to be put on a waiting list.

Ann Keilers 832-515-1081 or Marian Page 281-797-3014.



Chicks With Feathers

Sarah Yuhr-Beekeeper (sarah_hoffpauir@yahoo.com) These are quilters who love their Featherweight machines. They meet at Quilter's Crossing on the first Thursday of the month from 2-5. Contact Sarah if you are interested in this bee.



Day Strippers: Barbara Clark, BeeKeeper. bclark448@sbcglobal.net Daystrippers is the only bee that has been with TCQG since its beginning. It meets at Cypress Crossing Christian Church on the second Friday of each month from 10 - 2. They work on personal projects and occasionally go on retreats and to quilt shows together. There are currently no openings in this bee. However, you can contact beekeeper, Barbara Clark to be put on a waiting list. New members have been moving in through the list!



Quilter's Dozen: Charmaine Fritchey Beekeeper. cfritchey@gmail.com. Meets the 2nd Thursday at Quilters Crossing from 10-2:30. We have great times together! We have openings for 3 members.



We Bee Quilters: Nancy Terlikoski Co Beekeeper. Nancy_terlikoski@sbcglobal.net. Sarah Ballard, Co beekeeper- mballard11@comcast.net Meets the 2nd and 4th Wednesday of each month at Quilters Crossing from 1-4 PM. This bee is a group of quilters who just want to enjoy spending time doing what we love with fellow quilters. We work on our own projects, group projects, exchanges. Anyone who would like to join us is welcome!



Cypress Crossing Christian Church
15751 Cypress Rosehill Rd, Cypress, TX 77429
9:30 am to 2:30 pm
Sharon Castillo – 713.828.0861

A reminder....

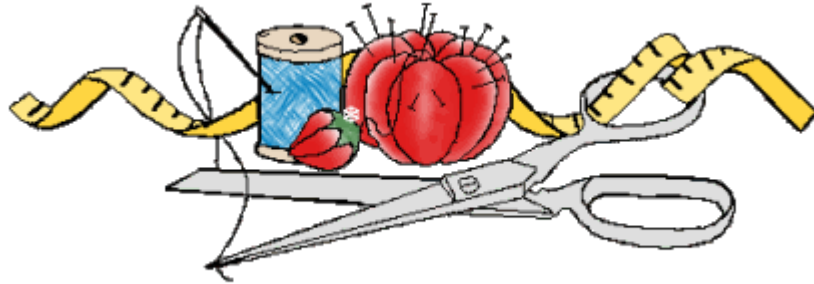
We need flannel for the HUGS we donate. Please put that on your shopping list when you are buying fabric.

If you have blending fabric (white, white-on-white, beige, etc.), please donate some of your stash. Block of the Month projects really needs it.

Our baby quilts need help. The size of the quilt needs to be a minimum 36"x36" square to lap quilt size.

Another reminder...we are in great need of men's quilts. We have several members who are creating tops with men in mind and we match the perfect backing for them. If this is something you would enjoy doing, that would be great.

Some months ago, Charity Bee asked that if you checked out a quilt bundle to quilt, we would like the backing selvage returned with the finished quilt. Now I am pushing the envelope harder...if you donate a finished quilt you made, please attach a 5 (five) inch square of the backing with it. We will use that square to create the label for the quilt. Many thanks.



Donations Needed

Since we have not met in person after March 2020, we are beginning to run low on door prize donations for our monthly meetings. Please search through your quilt-ing/sewing room to see if you have something you can share. Items should be new or lightly used. There will be a tote box outside at the front door of Cypress Crossing Christian Church on Cypress-Rosehill Road at Huffmeister Road on January 27, 2021 between the hours of 9:30 – 12:30 to place any items you wish to donate. Charity Bee will be meeting at the church during this time and I will collect your donated items to give to our door prize chair. Anything quilt or sewing related will be appreciated.

Some items to consider for donations:

Fat Quarters

Quilt Patterns

Thread

Charm Packs

Quilt Books

Rulers

Templates

Rotary Blades

Jelly Rolls

Layer Cakes

Basting Pins

Thank you for your generosity. It is always so much fun to win one of our door prizes at our monthly meeting. We appreciate your help.



Please support our great family of sponsors ... We couldn't do this without them!

CabinQuilter Custom Quilting
 Diane Anderson
 Award-Winning Longarm Quilter

www.cabinquilter.com Georgetown, Texas
 diane@cabinquilter.com 713-817-0279

SHADYWOOD QUILTS

Betty Baker
 Professional Machine Quilting

17412 Bobcat Trail
 Cypress, Texas 77429
 (NW Houston)
 P. ((281) 250-5991
 Info@ShadywoodQuilts.com
 www.ShadywoodQuilts.com

STACY DONG
832.392.3625
quilterscabinTX@gmail.com



23101 Petrich Ln,
Tomball, 77377 TX

www.quilterscabin.com

quilterscabinretreat.blogspot.com @quilterscabin @quilterscabinretreat

LONGARMRENTAL.COM



NOLTING ~ 713 • 203 • 6259

HOBBS & BAIR, INC.
 Tax Preparation * IRS Audits * Accounting & Bookkeeping

17515 Spring Cypress, Ste. C-Box 160
 Cypress, TX 77429
 Phone: 832-349-5105
 Fax: 734-749-0750
 Jkklevorn@taxlady7.com

J. K. KLEVORN
 Enrolled Agent

1-877-764-1271 Texas and Michigan

S. Lori Richter
Quilts & Creations
 Long Arm Quilting Services

SLRQuilts.com
 Lori@slrquilts.com
 512-636-5203
 10223 Hedge Way Dr.
 Houston, TX 77065





Please support our great family of sponsors...we couldn't do this without them!

Quilters Crossing, LLC
 Fabric, Notions, Classes
 Quilting Services

Gloyer Pharmacy Plaza
 1006 West Main Street
 Tomball, TX 77375

phone: (281) 516-7515

owner: Deb Morley

website:
www.quilterscrossingtx.com

email:
quilterscrossing@att.net

the Celtic Quilter
 PATRICIA LOPES
 12422 Bent Pine Drive
 Cypress, Texas 77429
 713*203*6259

PROFESSIONAL LONGARM
 QUILTING SERVICES
 T-SHIRT QUILTS - MEMORY QUILTS - EMBROIDERY
 SUPPLIER OF SUPERIOR THREADS

AUTHORIZED NOTTING DEALER & HOBBS DISTRIBUTOR

TRISH@CELTICQUILTER.COM WWW.CELTICQUILTER.COM


Makin' Stitches

Kathie Spargo
 Owner

By Appointment Only

Contact Tel: 832-671-0696
dohamma@hotmail.com

Quilting Services
 Computer Guided
 Edge to Edge
 Custom
 Binding
 Free Motion
 Machine Rentals

VALERIE'S
Thread Tales

CUSTOM LONGARM QUILTING
ValeriesThreadTales.com 423.836.0654
ValeriesThreadTales@gmail.com

**MAGNOLIA MANOR
 RETREAT**

LISA RENFROW



26250 RILEY ROAD
 WALLER, TEXAS 77484
 (936)-372-5801

MAGNOLIARETREATS@GMAIL.COM
WWW.MAGNOLIAMANORRETREAT.COM

Mel's Sewing Machine Service

Melvin Ballard
 Owner

**We Repair all Makes and
 Models**
 Sewing Machines
 Sergers
 Embroidery Machines
 Industrial Machines

1923 Hamlin Valley Dr
 Houston, Texas 77090
 Phone: 713-515-4774
 Fax: 281-444-1256
1melvin1@sbcglobal.net



Please support our great family of sponsors...we couldn't do this without them!

Painted Pony 'n Quilts

1015 S. Broadway, La Porte, Tx 77571

M-F 10am-5pm; Sat. 10am-4pm



**Perfect
Mother's Day
Gift**

Sterling silver
Quilter's Bell

Exclusive only from
Painted Pony 'n Quilts!

Visit us online:
www.ppnq.com ,

Facebook & Instagram

Contact us:

ppnqstaff@ppnq.com or 281-471-5735



Sandra Goldsby

Ind. Future Executive Sr. Sales Director

14203 Decker Drive
Magnolia, TX 77355
281-356-7747

sgoldsby@gmail.com
www.marykay.com/sgoldsby

MARY KAY

Loft Supply
Delivering quality batting
Proudly serving quilters in North Houston!
www.LoftSupply.com
832.675.1143

Guild Delivery | Custom Delivery | Customer Pickup
Become a preferred customer and receive discounts throughout the year!
Follow us on Facebook for special promotions




Handmade by Hart
Lisa Hart
HandmadeByHart@gmail.com
281-782-6020
Hand dyed fabric, bamboo socks--infant through adult sizes and much more!

h Honeysuckle Lane
QUILTING STUDIO, LLC

Longarm Quilt Machine Rentals
Professional Quilting Services
Tryce Beadle, Owner

11703 Spring Cypress Rd., Ste. D, Tomball
346-236-4353 • www.honeysucklelanequilting.com

MagnaFingers™ Easily Pick Up and Release Pins, Needles, Fish Hooks, Paperclips, Screws, etc.
Order online www.MagnaFingers.com



Christine@MagnaFingers.com • 832-978-5683 • Invented in Cy-Fair

For more information, please see or email Sharon Castillo at sharoncastillo@gmail.com.



Advertising: \$25 per year for TCQG members; \$50 per year non-members. Please contact Lynn Loyd at Lynn.Loyd@att.net



President	Janet Winkler	tcqgpresident@gmail.com
VP—Administration	Cynthia Blossom	tcqgvpresidentadm@hotmail.com
VP—Financial Oversight	Shari Stone	tcqgvpresidentfo@gmail.com
Treasurer	Ginny Hilton	tcqgtreasury@hotmail.com
Secretary	Dawn Yates	tcqgsecretary@swbell.net
Membership	Becky Burkett	tcqgmembership@yahoo.com
Programs-Sr. Chair	Sheila Kristynik	tcqgprograms@gmail.com
Programs— Jr. Chair		tcqgprograms@gmail.com
Registered Agent- (Corp)	Lynn Loyd	
Board of Directors (Corp)	Linda Love	
	Mary Jane Sterbanz	
	Charmaine Fritchey	
Block of the Month	Elaine Bullard	
Blog	Sharon Castillo	
Publicity/Social Media	SuZanne Gilbride	
Charity Bee Chair	Sharon Castillo	
Quilt Show Chair	Barbara Boone	
	Debbie Kelton	
Community Service	Kathy Stoddard	
Door Prizes	Buina Collins	
Head Bee Keeper	Barbara Clark	
Holiday Bash Chair	Lisa Hart	
Hospitality	Marie Engelhart	
Magazines	Deborah Dodge	
Newsletter	Janice Toler	
Property Management	Karl Burkett	
Storybook Quilts	Sara Ballard	