



# TCQG News

Serving Northwest Harris,  
Montgomery & Waller  
Counties, Texas

Volume 15 Issue 5

May 2020

## From The President's Stash

Hello out there in "Stay At Home Land".

This has been a very trying time for many of us, but also a time to just slow down and appreciate all we have. I would imagine that many of us now have totally weed free flower beds, a casserole filled freezer, new favorite shows on tv, several completed puzzles, and a much lower number of UFO's in our quilt stash. I'm also guessing that most of our chores that we have put off for so long have been completed and we're beginning to get a little stir crazy. It's a real outing just to go to the curbside pick up at the grocery store. I miss seeing everyone.

We are still diligently working to get the complete totals for the 2020 quilt show. Since Berry Center shut down the week after our show, we have not received a final invoice from them. Hopefully, we will soon get this information and be able to learn the grand totals. Again, a huge thank you to Shari Stone and Mary Brownlee for what appears to be a very successful event.

Believe it or not, work has already begun on the 2022 quilt show. Barbara Boone is our show chair and a quilt pattern has been selected. Normally, we would announce the quilt pattern and theme around this time, however, we want to wait to do this at our next meeting. I hope everyone can be patient until then.

We will not be having our guild meeting in May. Large gatherings are still not allowed at this time and we definitely want to protect the health of all our members. Hopefully, everyone can gather again in June. In the meantime, stay safe and keep on quilting.

Take care,  
Janet Winkler

**Welcome to all Members!!** Many of you put in volunteer hours each month but cannot always make a guild meeting, just email me at the guild's email address {[tricountyguild@gmail.com](mailto:tricountyguild@gmail.com)} and let me know your hours so I can include those in our monthly report. Also, please...when signing in for the guild meeting, give yourself two (2) hours credit for participation plus any volunteer hours you have accumulated. **Becky Burkett**



Meetings begin promptly at 7pm, so we can adjourn on time. The front doors will be closed at 6:55, and the members will be asked to take their seats. This will allow the various committee heads & board members to get into the meeting on time. Come early so you have time to sign in, check out any raffles or upcoming workshops, visit the magazines, etc.

## Inside this issue:

<i>President's Stash</i>	1
<i>Speakers, Workshops &amp; Fun Stuff!</i>	2-3
<i>Covid Response</i>	4-5
<i>BOM</i>	6-9
<i>Tri-County's Fabulous Bees</i>	10
<i>Charity Bee &amp; Community Service Bees</i>	11
<i>Shopping</i>	12-14
<i>Guild Officers &amp; Committee Chairs</i>	15



## June BOM

### Meetings

Fairfield Baptist Church  
27240 Highway 290  
Cypress, Texas  
On 290 westbound between Mueschke and Mason Roads  
1st Tuesday of the month,  
7pm-9pm  
[tricountyguild@gmail.com](mailto:tricountyguild@gmail.com)



## *May Meeting Cancelled out of concern for the Covid 19 Virus*

*Following is the current update regarding programs for the rest of 2020.* There has been some juggling since we have had to cancel two of our meetings and our June speaker canceled due to all of the uncertainty with travel and the ability to conduct meetings and workshops.

Karen Combs was scheduled to visit us in June from Tennessee, but many factors made it necessary to re-schedule her visit. We are very happy to announce that she will be coming to Tri-County Quilt Guild in June 2021.

<https://www.karencombs.com/>

### **June 2nd, 2020**

We are working to schedule an exciting local speaker to present a lecture and trunk show. We will not be re-suming workshops until later in the summer.

### **July 7th, 2020**

In July, we will have Cynthia LeBlanc Regone of Cajun Classics Quilts presenting her lecture and trunk show on Mixed Technique quilts. Come out for an exciting evening of inspiring quilts. Do you like piecing, applique, medallion quilts or row quilts? There will be something for everyone to enjoy in Cynthia's lecture and trunk show.

<https://www.cajunclassicsquilts.com/>



**Aunt Gracie's Garden**

Featured in Fons & Porter's Love of Quilting, May/June 2013



## August 4th and 5th, 2020

We are hoping to resume workshops in August. We have scheduled Malka Dubrawsky from Austin to come and speak to us about her quilt process and creations and share a trunk show of her work. Malka has dyed fabric for quite some time and has also designed fabric for Robert Kaufman and Moda. We will have a workshop on Wednesday and it will be on her pattern Maze. This is a great project for any level quilter. Please see the picture on her website.

<http://www.stitchindye.com/workshops-1>



## September 1st and 2nd, 2020

In September, we will be welcoming Diane Harris from Nebraska to present her Windy Wonders lecture and trunk show. On Wednesday, we will have the Baby Windmills class and this is a great class for all skill levels. Check out the pictures on her website for inspiration.

<https://stashbandit.net/classes/>

At this time, we are keeping October open in case any other changes occur in our schedule. As has been our tradition for many years, we will have an in house program for November, more to come on that soon. December will be our traditional Holiday Bash and more information will be coming on that as we get closer to December.



## SHOW US YOUR SOCIAL DISTANCING QUILTING PROJECTS

With this extra time on hands some people are being highly creative and productive. In the June issue we will feature photos of members' work. The first 25 photos. After that we may cut off submissions.

The guidelines are as follows:

- One photo per member
- Must be your own work
- Jpeg or png files only
- Provide a brief description that includes your name, pattern name and designer if it's not an original designed by you.

The submission deadline is May 15, 2020. Send your entries to [Janice.toler@gmail.com](mailto:Janice.toler@gmail.com)





## **Tri-County Volunteers**

As we all know, Tri-County Quilt Guild members are the hardest working, most generous people around. During the Corona Virus quarantine many have been busy helping others through this difficult time. Creation of face masks, surgical caps, and button bands, sending texts to shut ins, and staying in touch with neighbors, friends, and family are just a few of the selfless acts our members have done the past few weeks. We wish to recognize some of our members who have done so much for others. A big thank you to Janice Toler for this idea and a HUGE thank you to the following people:

Shelly Wiggins	Becky Winder
We Bee Quilters Bee	Susan Siegel
Jeri Donais	Susie Prather
Janet Winkler	Pat Barman
Linda Love	Pam Johnson
Lisa Emery	Mindy Danforth
Lori McCaleb	Sylvie Collier and daughter
Theda Flournoy	Anna Church
Patsy Mosby	Jo Anne Lambert
Pat Lechleiter	Becky Burkett
Tori Trevion	Susan Pavliska
Charmaine Fritchey	Sharon Castillo
Vicki Brown	Patrice Schoppe
Karen Rennar	Jan Heine
Darby Albers	Janice Toler

***Thanks to the Quilt Guild Members that reached out to the community in need and were not listed above!***

### **May— Birthdays, Special Events, Recognitions, Sympathies**

May 2-Peggy Clough, Jennifer Cutler; May 3- Linda Edens, Jolene Parker, Laurene Tessmer; May 4-Heidi Voigt; May 5- Candace LeGro; May 6-Jeannie Eberle, Becky Winders; May 8-Janet Pollock, Vicki Wright; May 10-Sarah Dodge, Mary Jane Sterbanz; May 11-Sara Hopkins; May 12- Donna Rowe; May 13-Cynthia Auble, Pam Barman, Stacey Chandler, Mindy Danforth; May 15-Donna Granat; May 16-Shari Stone; May 18-Barbara Hamala; May 22-Angela Baker; May 23-Hope Wilmarth; May 25- Paula Abay; May 27-Kathleen Pedder; May 28-Camille Havelka, Carol Salonek; May 30-Dee Davis, Kathy Drescher; May 31-Barbara Boone, Donna McCormick



## BLUE SKY MOUNTAIN BLOCK

**Colors:** Blue Sky with scrappy brown/beige mountains

**Cutting:** (Your kit already has these pieces cut) This is a great pattern for fat quarters.

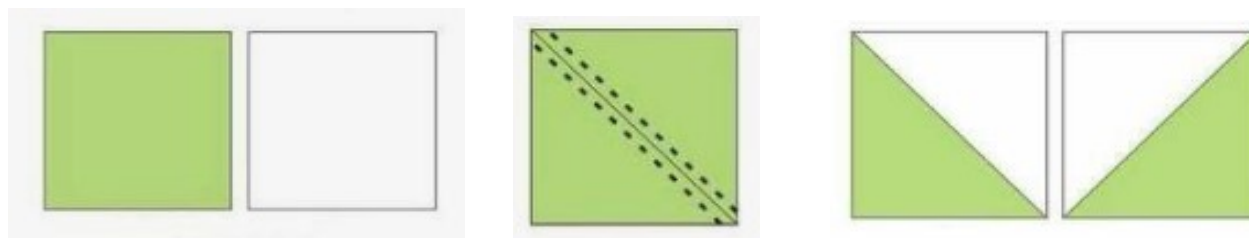
Blue Sky: Cut one 10 7/8" square of blue

Mountain: Cut one 10 7/8" square of brown/beige

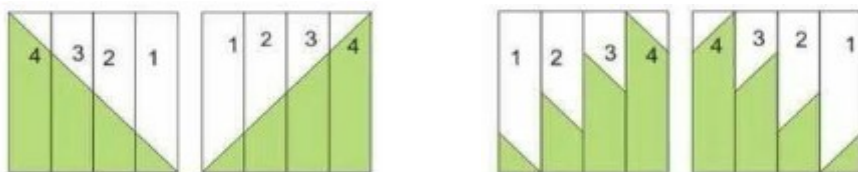


### LET'S GO PIECE THIS BLOCK

**FIRST:** Start with two contrasting 10 7/8" squares of fabric and place them right sides together. Draw a diagonal line from one corner to the other corner. Pin the edges and sew a scant 1/4" away from both sides of the center diagonal line. Cut along the diagonal line and you will obtain two half square triangles (HST). Press both HSTs open. Each block measures a 10 1/2" square. Trim off the dog ears on the corners. Spray starch to stabilize the fabric more.

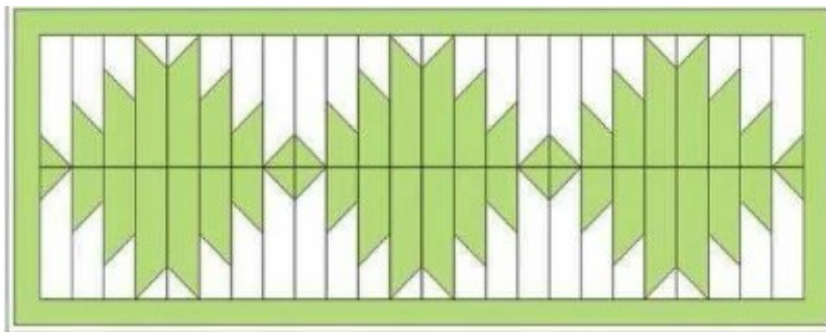
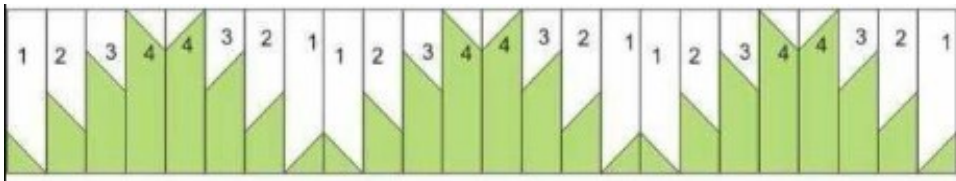


**SECOND:** Place each HST on your cutting mat and make sure they mirror each other to make that mountain—see above. (This step is very important, or you will end up with two blocks exactly the same and you can't make the mountain) Mark each square in four vertical strips which will measure 2 5/8" for each strip. Cut on each line. Invert and move each strip so the mountain looks like the second picture below. Sew each strip together using a scant 1/4" seam allowance. Press all seams going in the same direction,






**THIRD:** This pattern will make two blocks that are finished at 10 1/2" x 9". Do not sew the blocks together because the person winning these blocks can make the decision to sew the same fabric together or maybe put with other blocks to make a scrappy quilt. There are many arrangement options, a few of which are shown below.



Let's get creative and dig into those scraps that you have and use a light blue for the sky and all sorts of browns, beiges and golden browns for the mountains. These blocks will make a gorgeous scrappy mountain quilt. The possibilities are endless.





As always, we strive to have blocks that turn out all the same size so when they are pieced together, they all match. All seams are  $\frac{1}{4}$ ". Using a scant  $\frac{1}{4}$ " seam helps to maintain the integrity of the block size.

Colors: NAVY, WHITE, & NAVY/WHITE PRINT

**Cutting: (Your kit already has these pieces cut)**

Solid Navy Fabric-

Cut 4 - 3" x 5  $\frac{1}{2}$ " rectangles

Cut 4 - 3" squares

Cut 2 - 5" squares

Print Navy/White Fabric-

Cut 2 - 5" squares

White Fabric-

Cut 2 - 5" squares

Cut 1 - 3" square



**LET'S GO PIECE THIS BLOCK!**


**Piecing:**

We are going to learn a method for making 4 HSTs at a time. For this block we will need 4 HST in 3 different combinations.



**FIRST:** Take the 5" squares and place right sides together as follows: (navy/white, print/white, & navy/print.

Pin on all 4 sides of each set and sew a  $\frac{1}{4}$ " seam around each of the units. (Note: at this point I sprayed starch on each unit to help keep it from stretching.)






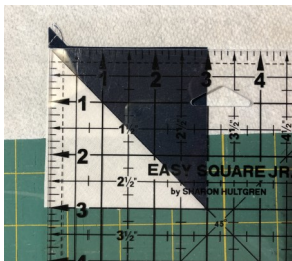


You will then make 2 diagonal cuts on each unit to form 4 HSTs per unit.




Please note the HST units are cut on the bias & will stretch very easily & become distorted. Open each HST and lightly press seam towards the darker fabric. I have made an allowance in the initial measurements so you can true-up your HST to an accurate 3” square after sewing & pressing. Place your 45-degree line on your ruler on the diagonal line of the square and trim to 3” square. You will end up with 3 different sets of 4 HST. This method is a lot better than doing them one at a time. Don’t you think?

“.



**SECOND:** Make 4-patch units using a solid 3” navy square and one each of the different HST blocks. Place the 3” squares in the order shown below. Sew together the top two squares and then the bottom two squares. Press the seams in opposite directions and sew those sections together, matching center seams. Make them mirror images of each other and make 2 of each.



Finished bock measures 12.75”.

**THIRD:** Arrange the 4-patch units in 2 rows with a navy 3”x5 1/2” rectangle between using mirror images of each 4-patch. Arrange a center row with the navy 3”x5 1/2” rectangles on either side of the center 3” white square. Sew each row together as shown. Then sew all rows together, matching seam lines, to finish the block.



## Tri-County's Fabulous Bees



*Remember: you must be a paid member to participate in our Bees.*



Barbara Clark, Queen Bee

Our Bees create a strong sense of a quilting community within the guild. Consider becoming a Beekeeper! Organize your bee, find a location, contact Queen Bee Barbara Clark [bclark448@sbcglobal.net](mailto:bclark448@sbcglobal.net) to let her know, and go from there! If your bee does something unique, contact Janice Toler so she can recognize your bee in the newsletter.



**BEE Czars:** Meets the 3rd Monday from 5PM-8PM at Quilters Crossing. We choose projects as a group or work on our UFO's. We usually go on two retreats a year. If you are interested in joining this be please call to be put on a waiting list.

Ann Keilers 832-515-1081 or Marian Page 281-797-3014.



### Chicks With Feathers

**Sarah Yuhr-Beekeeper** ([sarah\\_hoffpaur@yahoo.com](mailto:sarah_hoffpaur@yahoo.com)) These are quilters who love their Featherweight machines. They meet at Quilter's Crossing on the first Thursday of the month from 2-5. Contact Sarah if you are interested in this bee.



**Day Strippers:** Barbara Clark, BeeKeeper. [bclark448@sbcglobal.net](mailto:bclark448@sbcglobal.net) Daystrippers is the only bee that has been with TCQG since its beginning. It meets at Cypress Crossing Christian Church on the second Friday of each month from 10 - 2. They work on personal projects and occasionally go on retreats and to quilt shows together. There are currently no openings in this bee. However, you can contact beekeeper, Barbara Clark to be put on a waiting list. New members have been moving in through the list!



**Quilter's Dozen:** Charmaine Fritchey Beekeeper. [cfritchey@gmail.com](mailto:cfritchey@gmail.com). Meets the 2nd Thursday at Quilters Crossing from 10-2:30. We have great times together! We have openings for 3 members.



**We Bee Quilters:** Nancy Terlikoski Co Beekeeper. [Nancy\\_terlikoski@sbcglobal.net](mailto:Nancy_terlikoski@sbcglobal.net). Sarah Ballard, Co beekeeper— [mballard11@comcast.net](mailto:mballard11@comcast.net) Meets the 2nd and 4th Wednesday of each month at Quilters Crossing from 1-4 PM. This bee is a group of quilters who just want to enjoy spending time doing what we love with fellow quilters. We work on our own projects, group projects, exchanges. Anyone who would like to join us is welcome!



**Quilts for Soldiers' Families:** Meets the 2nd Tuesday of each month at Quilters Crossing.  
Contact Marian Page for more information.



**Charity Bee** meets the 4th Wednesday at Cypress Crossing Christian Church from 9:30am to 1:30pm.

Sharon Castillo

*All Bees are on break!*

## Storybook Quilts

Now that the Quilt Show 2020 is in the history books, I want to call your attention to an on-going project that is sponsored by Tri-County Quilt Guild. This project is one that focuses on the students who, we hope, might become interested in quilting someday. This project, supported by the guild, is called Storybook Quilts. We have about 40 books and matching quilts that are available for members, schools, libraries, day care centers, etc. to borrow. The list, along with a summary of each book and information about each quilt, is on the blog.

It is a wonderful way to share our love of quilting with students, teachers, caregivers, and family members. It is simple to check them out. All that needs to be done is to contact Sara Ballard at [mballard11@comcast.net](mailto:mballard11@comcast.net) or call her cell 713-515-5670. At that point, she will make arrangements for you to get the quilt and book to you.

If you know of a group that might be interested, please pass along this information to them. It's another great way for Tri-County Quilt Guild to become known in the community.



Please support our great family of sponsors ... We couldn't do this without them!

**CabinQuilter Custom Quilting**  
 Diane Anderson  
 Award-Winning Longarm Quilter

www.cabinquilter.com      Georgetown, Texas  
 diane@cabinquilter.com      713-817-0279

**SHADYWOOD QUILTS**

Betty Baker  
 Professional Machine Quilting

17412 Bobcat Trail  
 Cypress, Texas 77429  
 (NW Houston)  
 P. ((281) 250-5991  
 Info@ShadywoodQuilts.com  
 www.ShadywoodQuilts.com

STACY DONG  
832.392.3625  
quilterscabintx@gmail.com



23101 Petrich Ln,  
Tomball, 77377 TX

www.quilterscabin.com

quilterscabinretreat.blogspot.com @quilterscabin @quilterscabinretreat

LONGARMRENTAL.COM



NOLTING ~ 713 • 203 • 6259

**HOBBS & BAIR, INC.**  
 Tax Preparation \* IRS Audits \* Accounting & Bookkeeping

17515 Spring Cypress, Ste. C-Box 160  
 Cypress, TX 77429  
 Phone: 832-349-5105  
 Fax: 734-749-0750  
 J. K. KLEVORN      Jkklevorn@taxlady7.com  
 Enrolled Agent

1-877-764-1271 Texas and Michigan

*S. Lori Richter*  
**Quilts & Creations**  
 Long Arm Quilting Services

SLRQuilts.com  
 Lori@slrquilts.com  
 512-636-5203  
 10223 Hedge Way Dr.  
 Houston, TX 77065





Please support our great family of sponsors...we couldn't do this without them!

**Quilters Crossing, LLC**  
 Fabric, Notions, Classes  
 Quilting Services

**Gloyer Pharmacy Plaza**  
 1006 West Main Street  
 Tomball, TX 77375

phone: (281) 516-7515

owner: Deb Morley

website:  
[www.quilterscrossingtx.com](http://www.quilterscrossingtx.com)

email:  
[quilterscrossing@att.net](mailto:quilterscrossing@att.net)

**the Celtic Quilter**  
 PATRICIA LOPES  
 12422 Bent Pine Drive  
 Cypress, Texas 77429  
 713\*203\*6259

PROFESSIONAL LONGARM  
 QUILTING SERVICES  
 T-SHIRT QUILTS - MEMORY QUILTS - EMBROIDERY  
 SUPPLIER OF SUPERIOR THREADS

AUTHORIZED NOTTING DEALER & HOBBS DISTRIBUTOR

[TRISH@CELTICQUILTER.COM](mailto:TRISH@CELTICQUILTER.COM)      [WWW.CELTICQUILTER.COM](http://WWW.CELTICQUILTER.COM)

  
**Makin' Stitches**

Kathie Spargo  
 Owner

By Appointment Only

Contact Tel: 832-671-0696  
[dohamma@hotmail.com](mailto:dohamma@hotmail.com)

Quilting Services  
 Computer Guided  
 Edge to Edge  
 Custom  
 Binding  
 Free Motion  
 Machine Rentals

**VALERIE'S**  
**Thread Tales**

CUSTOM LONGARM QUILTING  
[ValeriesThreadTales.com](http://ValeriesThreadTales.com)    423.836.0654  
[ValeriesThreadTales@gmail.com](mailto:ValeriesThreadTales@gmail.com)

**MAGNOLIA MANOR  
 RETREAT**

LISA RENFROW



26250 RILEY ROAD  
 WALLER, TEXAS 77484  
 (936)-372-5801

[MAGNOLIARETREATS@GMAIL.COM](mailto:MAGNOLIARETREATS@GMAIL.COM)  
[WWW.MAGNOLIAMANORRETREAT.COM](http://WWW.MAGNOLIAMANORRETREAT.COM)

**Mel's Sewing Machine Service**

**Melvin Ballard**  
 Owner

**We Repair all Makes and  
 Models**  
 Sewing Machines  
 Sergers  
 Embroidery Machines  
 Industrial Machines

1923 Hamlin Valley Dr  
 Houston, Texas 77090  
 Phone: 713-515-4774  
 Fax: 281-444-1256  
[1melvin1@sbcglobal.net](mailto:1melvin1@sbcglobal.net)



Please support our great family of sponsors...we couldn't do this without them!

## Painted Pony 'n Quilts

1015 S. Broadway, La Porte, Tx 77571

M-F 10am-5pm; Sat. 10am-4pm



**Perfect  
Mother's Day  
Gift**

Sterling silver  
**Quilter's Bell**

Exclusive only from  
Painted Pony 'n Quilts!

Visit us online:  
[www.ppnq.com](http://www.ppnq.com) ,

Facebook & Instagram

Contact us:

[ppnqstaff@ppnq.com](mailto:ppnqstaff@ppnq.com) or 281-471-5735



**Sandra Goldsby**

Ind. Future Executive Sr. Sales Director

14203 Decker Drive  
Magnolia, TX 77355  
281-356-7747

[sgoldsby@gmail.com](mailto:sgoldsby@gmail.com)  
[www.marykay.com/sgoldsby](http://www.marykay.com/sgoldsby)

MARY KAY



**Handmade by Hart**

Lisa Hart

[HandmadeByHart@gmail.com](mailto:HandmadeByHart@gmail.com)

281-782-6020

Hand dyed fabric, bamboo  
socks--infant through adult  
sizes and much more!

# Loft Supply

Delivering quality batting

[www.LoftSupply.com](http://www.LoftSupply.com)  
832.675.1143

Proudly serving quilters  
in North Houston!

Guild Delivery | Custom Delivery | Customer Pickup  
Become a preferred customer and receive discounts throughout the year!  
Follow us on Facebook for special promotions



Longarm Quilt Machine Rentals  
Professional Quilting Services  
Tryce Beadle, Owner




11703 Spring Cypress Rd., Ste. D, Tomball  
346-236-4353 • [www.honeysucklelanequilting.com](http://www.honeysucklelanequilting.com)

# MagnaFingers™

**Easily Pick Up and Release Pins,  
Needles, Fish Hooks, Paperclips,  
Screws, etc.**

Order online [www.MagnaFingers.com](http://www.MagnaFingers.com)



Use with your  
telescoping tool  
for extended  
reach!

[Christine@MagnaFingers.com](mailto:Christine@MagnaFingers.com) • 832-978-5683 • Invented in Cy-Fair

For more information, please see or email Sharon Castillo at [sharoncastillo@gmail.com](mailto:sharoncastillo@gmail.com).



Advertising: \$25 per year for TCQG members; \$50 per year non-members. Please contact Lynn Loyd at [Lynn.Loyd@att.net](mailto:Lynn.Loyd@att.net)



## Contact someone listed below to volunteer!

<b>President</b>	Janet Winkler	281-373-3434	janet.wink@gmail.com
<b>VP—Administration</b>	Cynthia Blossom	281-304-0979	ceblsm@hotmail.com
<b>VP—Financial Oversight</b>	Sharon Castillo	713-828-0861	sharonfcastillo@gmail.com
<b>Treasurer</b>	Shelly Wiggins	832-338-4079	wiggisa@hotmail.com
<b>Secretary</b>	Shari Stone	713-702-9724	slstone@swbell.net
<b>Membership</b>	Becky Burkett	281-923-4786	burkettbecky@yahoo.com
<b>Programs-Sr. Chair</b>	Lisa Hart	281-782-6020	quickhound@gmail.com
<b>Programs- Jr. Chair</b>	Sheila Kristynik	713-515-3485	sheilakristynik2018@gmail.com
<b>Registered Agent-</b>	Lynn Loyd	803-317-5443	lynn.loyd@att.net
<b>Board of Directors</b>	Linda Love	281-351-8953	L.hlove@yahoo.com
	Mary Jane Sterbanz	713-822-3020	rsterbanz@att.net
	Charmaine Fritchey	281-221-1716	cfritchey@gmail.com
<b>Block of the Month</b>	Catherine Holliday	281-753-3340	catherineholliday25@yahoo.com
<b>Blog</b>	Sharon Castillo	713-828-0861	sharonfcastillo@gmail.com
<b>Charity Bee Chair</b>	Sharon Castillo	713-828-0861	sharonfcastillo@gmail.com
<b>Quilt Show Chairs</b>	Shari Stone	713-702-9724	slstone@swbell.net
	Mary Brownlee	281-469-1618	mary.brownlee@comcast.net
<b>Community Service</b>	Charla Reese	281-787-9868	charla361@yahoo.com
<b>Hugs</b>	Bobbi Miller	720-985-3201	bmiller576@gmail.com
<b>Door Prizes</b>	Buina Collins	832-475-0346	kobuina1979@yahoo.com
<b>Head Bee Keeper</b>	Barbara Clark	281-793-0816	bclark448@sbcglobal.net
<b>Holiday Bash Chair</b>	Lisa Hart	281-782-6020	quickhound@gmail.com
<b>Hospitality</b>	Anna Church	832-622-0887	anna_church@yahoo.com
	Georgia Maynard	406-370-8966	k50j49@gmail.com
	Vicki Brown	713-208-0748	vannbrown1976@gmail.com
	Peggy Wheeler	281-547-8319	pjwhee@aql.com
<b>Magazines</b>	Deborah Dodge	713-862-8365	dodged@flash.net
<b>Newsletter</b>	Janice Toler	281-727-8140	Janice.toler@gmail.com
<b>Property Management</b>	Karl Burkett	713-494-6808	Burkett@rice.edu
	Martha Alderson	281-213-4536	martha_alderson68@yahoo.com
<b>Storybook Quilts</b>	Sara Ballard	713-515-5670	mballard11@comcast.net