



TCQG News

Serving Northwest Harris,
Montgomery & Waller
Counties, Texas

Volume 15 Issue 6

June 2020

From The President's Stash

Hello, Everyone,

Summer is suddenly upon us. The days are getting much warmer and longer. Wearing a face mask during the summer is no piece of cake. I never realized how hot those things can be. I hope everyone is staying healthy and settling in to a new way of life. As stores, restaurants, churches, and other facilities open, please remember to keep yourself as safe as possible.

Getting together in person is still in the distant future. Fairfield Baptist Church does not plan to have services for their congregation until July or August and they are not certain when they will open their facilities for groups such as ours to gather. We are busy coming up with other ways for us to stay in touch. The board held our first "Zoom" meeting in June. It went well, we are looking forward to having a meeting with the entire guild for July using Zoom. We will be sending you more information about this as the time nears. Please check out our facebook page. Many new postings showing our members being creative during the pandemic have been added.

Barbara Boone, our 2022 quilt show chair, is already working on several aspects of our next show. Debbie Kelton will be one of our assistant show chairs. We are very lucky to have such dedicated and capable chairs.


Lisa Hart, our program chair, is working on new and creative ways to bring speakers and presentations to our members. Needless to say, the speakers that were already scheduled have been cancelled. She is trying to schedule a speaker for our meeting in August or September using Zoom.

Many of you have been busy making quilt tops for charity. The Charity Bee, chaired by Sharon Castillo, currently has several quilts that need to be longarmed. The top is made and batting and backing have been cut and added. We just need a few generous longarm quilters to donate their time to help get these quilted. If you are interested, contact me—Janet Winkler at 281-373-3434 or janet.wink@gmail.com. I will be happy to drop off a quilt or two on your doorstep.

Take care, stay healthy, and we'll keep you posted on our plans to keep Tri-County moving forward.

Janet Winkler

Welcome to all Members!! Many of you put in volunteer hours each month but cannot always make a guild meeting, just email me at the guild's email address {tricityguild@gmail.com} and let me know your hours so I can include those in our monthly report. Also, please...when signing in for the guild meeting, give yourself two (2) hours credit for participation plus any volunteer hours you have accumulated. **Becky Burkett**



Meetings begin promptly at 7pm, so we can adjourn on time. The front doors will be closed at 6:55, and the members will be asked to take their seats. This will allow the various committee heads & board members to get into the meeting on time. Come early so you have time to sign in, check out any raffles or upcoming workshops, visit the magazines, etc.

Inside this issue:

| | |
|---|-------|
| <i>President's Stash</i> | 1 |
| <i>Speakers, Workshops & Fun Stuff!</i> | 2 |
| <i>Covid Response</i> | 3-5 |
| <i>BOM</i> | 6-7 |
| <i>Tri-County's Fabulous Bees</i> | |
| <i>Charity Bee & Community Service Bees</i> | 8 |
| <i>Shopping</i> | 10-12 |
| <i>Guild Officers & Committee Chairs</i> | 13 |



June BOM

Meetings

Fairfield Baptist Church
27240 Highway 290
Cypress, Texas
On 290 westbound between Mueschke and Mason Roads
1st Tuesday of the month,
7pm-9pm
tricityguild@gmail.com



Meeting Cancelled out of concern for the Covid 19 Virus


Following is the current update regarding programs for the rest of 2020. There has been some juggling since we have had to cancel meetings and all of the uncertainty with travel and the ability to conduct meetings and workshops.

July 7th, 2020 - To be announced ZOOM? More details to come!

August 4th and 5th, 2020

We are hoping to resume workshops in August. We have scheduled Malka Dubrawsky from Austin to come and speak to us about her quilt process and creations and share a trunk show of her work. Malka has dyed fabric for quite some time and has also designed fabric for Robert Kaufman and Moda. We will have a workshop on Wednesday and it will be on her pattern Maze. This is a great project for any level quilter. Please see the picture on her website.

<http://www.stitchindye.com/workshops-1>



September 1st and 2nd, 2020

In September, we will be welcoming Diane Harris from Nebraska to present her Windy Wonders lecture and trunk show. On Wednesday, we will have the Baby Windmills class and this is a great class for all skill levels. Check out the pictures on her website for inspiration.

<https://stashbandit.net/classes/>

At this time, we are keeping October open in case any other changes occur in our schedule. As has been our tradition for many years, we will have an in house program for November, more to come on that soon. December will be our traditional Holiday Bash and more information will be coming on that as we get closer to December.



SHOW US YOUR SOCIAL DISTANCING QUILTING PROJECTS



This is a lap quilt top made for my son. It is made from all stash fabric. I haven't been able to get backing yet. The pattern was super easy and fun. It is Sock it to Me #1706 by Purple Pineapple Studio.

Gaile Howland



Here's the quilt I made while attending Quilters Crossing's Virtual SIP (Shelter in Place) get-together in March.

It's a revised pattern by Java House Quilts called "We're on a Roll."

Mine is called TP Pandemic. It's 15"x35" and is bound, labelled, and hanging in my powder room.

Diane Anderson



SHOW US YOUR SOCIAL
DISTANCING QUILTING PROJECTS



Barbara Clark expressing herself with her mask.



I enjoyed making these quilts for my friend's twin grandbabies. Thankfully I have been hording fabric for years.

Janice Toler



This baby quilt was gifted to my Great Great Niece, Violet. She was a 4lb preemie. She is adorable.

Cindy Auble



This was a Butterfly Mystery Quilt that I completed. I began it at the Hockley Community Center and I had all of the pieces completed when Covid 19 hit. They gave us the instructions to complete at home. I quilted it myself using Gingerflight Butterfly pattern by Intelligent Quilting.

Jan Heine

June— Birthdays, Special Events, Recognitions, Sympathies

June 1- Nancy Williamson; June 2– Karen Rennar; June 4-Diane Anderson; June 5-Martha Serig; June 7– Nora Haberen; June 8-Marilyn Peery, Bev Volker, June 9-Caili Hildebrandt; June Jaronitzky, Patricia Lopes; June 11-Cynthia Busby, Susan Pavilska, Susie Prather, Katia Scopinich; June 12-Barbara Clark; June 15- Jo Dick; June 17-Candy Rudel, Cathy St. Louis; June 18– Becky Burkett, SuZann Gilbride, Patsy Mosby, Jo Ann Pellegrino, Connie Troutt; June 19– Maritza Cardenas, Tina Lauzon; June 21– Peggy Stockton; June 22- Norma Johnson; June 24-Kathryn Saucedo; June 27-Annette Stover; June 28-Deb Morley; June 29– Zelpha Franzmann



Since we have not been able to meet in a while, I will be delivering April's Blue Sky Mountain Block kits along with this month's kits to Janet Winkler for you to stop by her home and pick them up, and also turn in the blocks you have already sewn. Her address is 14730 Waynewood, Cypress, Tx. **Please email or phone ahead of time to make sure kits are still available. Her phone number is 281-373-3434.**

This month's Bear's Paw quilt block is a classic. A single quilt block requires 16 half square triangles (HSTs). The design lends itself well to the 8 at a time HST method. This method is a more efficient use of your time and extremely accurate.

General Instructions: We will be making a finished 14" block. All seams will be a scant 1/4". Press as noted in the pictures. When you are instructed to press, first press the pieced unit to set the seam. Then open the patch, pressing from the front. I recommend starching your quilt fabric before cutting to increase your stitching accuracy. The HST units are cut oversized and are trimmed to size after stitching.

Step One—Cut the fabric (the kit has the cut pieces)

Fabric A (Bright contrasting colors)

Cut 2 squares 6 1/4" x 6 1/4"

Cut 4 squares 4 1/2" x 4 1/2"

Cut 1 square 2 1/2" x 2 1/2"

Fabric B Background Fabric (Beige)

Cut 2 squares 6 1/4" x 6 1/4"


Cut 4 rectangles 2 1/2" x 6 1/2"

Cut 4 squares 2 1/2" x 2 1/2"




Step Two—Make the HST units

Start by constructing the HST units. Take a 6 1/4" x 6 1/4" square of both Fabric A & B. On the background fabric draw a diagonal line between both pairs of corners. Place them right sides together and pin on four sides. With your favorite quarter inch foot installed on your sewing machine, stitch a 1/4" away from both sides of each diagonal line. Repeat for the other set and you have stitched a total of 16 HSTs. Isn't that pretty cool?




After sewing the unmarked side looks like this.






Now it is time to cut this into the units. Place the sewn unit on your cutting mat, marked side up. Find the midpoint for the block—it's $3 \frac{1}{8}$ ". Align your ruler with the midpoint and cut through the center of the drawn X. Now rotate your mat a quarter turn and find the midpoint and cut again. You've now cut your patches into four $3 \frac{1}{8}$ " squares. Now cut along each of the drawn diagonal lines. Repeat for the other square and you will have...voila!! 16 HSTs.




Press and trim to $2 \frac{1}{2}$ " squares. If you don't have a Bloc-Loc ruler, get one. They are great for squaring up HSTs and come in different sizes.



Step Three—Assemble the corner units

To create the corner sections, stitch four of each of the 2 different units shown below. It is easy to get things discombobulated when you sew these units together. I like to sew one and then keep it by my machine as I piece the others together. With right sides together, sew a pair of the HSTs to the $2 \frac{1}{2}$ " square of Fabric B and press in the direction of the arrow for a total of four sets. Pressing the seam allowances as suggested makes it easy to see where your seam touches the point of the triangle. To finish your corners, add the remaining sub-units as shown below. Press your seam allowances toward the $4 \frac{1}{2}$ " square. Now this is starting to look like a bear's paw.



Step Four—Assemble the Bear's Paw Quilt Block

Arrange the sewn corners and the Fabric B $2 \frac{1}{2}$ " x $6 \frac{1}{2}$ " rectangles along with the Fabric A $2 \frac{1}{2}$ " square as follows. Sew them together in rows and press the seam allowances on the first and third rows toward the center. Press the seam allowances on the second row to the outside. Join the rows together, pinning to match up the seams.

One final press and your Bear's Paw quilt block is complete! It should measure at $14 \frac{1}{2}$ ".





Tri-County's Fabulous Bees



Remember: you must be a paid member to participate in our Bees.



Barbara Clark, Queen Bee

Our Bees create a strong sense of a quilting community within the guild. Consider becoming a Beekeeper! Organize your bee, find a location, contact Queen Bee Barbara Clark bclark448@sbcglobal.net to let her know, and go from there! If your bee does something unique, contact Janice Toler so she can recognize your bee in the newsletter.



BEE Czars: Meets the 3rd Monday from 5PM-8PM at Quilters Crossing. We choose projects as a group or work on our UFO's. We usually go on two retreats a year. If you are interested in joining this be please call to be put on a waiting list.

Ann Keilers 832-515-1081 or Marian Page 281-797-3014.



Chicks With Feathers

Sarah Yuhr-Beekeeper (sarah_hoffpauir@yahoo.com) These are quilters who love their Featherweight machines. They meet at Quilter's Crossing on the first Thursday of the month from 2-5. Contact Sarah if you are interested in this bee.



Day Strippers: Barbara Clark, BeeKeeper. bclark448@sbcglobal.net Daystrippers is the only bee that has been with TCQG since its beginning. It meets at Cypress Crossing Christian Church on the second Friday of each month from 10 - 2. They work on personal projects and occasionally go on retreats and to quilt shows together. There are currently no openings in this bee. However, you can contact beekeeper, Barbara Clark to be put on a waiting list. New members have been moving in through the list!



Quilter's Dozen: Charmaine Fritchey Beekeeper. cfritchey@gmail.com. Meets the 2nd Thursday at Quilters Crossing from 10-2:30. We have great times together! We have openings for 3 members.



We Bee Quilters: Nancy Terlikoski Co Beekeeper. Nancy_terlikoski@sbcglobal.net. Sarah Ballard, Co beekeeper- mballard11@comcast.net Meets the 2nd and 4th Wednesday of each month at Quilters Crossing from 1-4 PM. This bee is a group of quilters who just want to enjoy spending time doing what we love with fellow quilters. We work on our own projects, group projects, exchanges. Anyone who would like to join us is welcome!



Quilts for Soldiers' Families: Meets the 2nd Tuesday of each month at Quilters Crossing.
Contact Marian Page for more information.



Charity Bee meets the 4th Wednesday at Cypress Crossing Christian Church from 9:30am to 1:30pm.

Sharon Castillo

Attention all members...Charity Bee needs your help!!!

The cost of batting has gone beyond our budget and without it creating quilts is impossible. Hobbs has a great program for non-profit organizations needing batting. For every 5 UPC labels (bar codes) we collect, we can order 1 roll of batting, saving a significant amount of money. Only Hobbs offers this discount program.

Although, we cannot gather for a guild meeting, we can prepare for when we do. I ask that if you use Hobbs batting, would you please cut the UPC label out and save it for us. We will have a collection container you can drop them in, or, you can mail them to me at **Sharon Castillo, 17415 Premium Dr., Hockley, TX 77447.**

Helping Hands Bags and Teen Life HUGS

As of July 1st, we are going to continue our bags program for Helping Hands and our HUGS program for Teen Life while we stay our distant from one another. If anyone has any bags and/or HUGS ready, please let me know (Sharon Castillo at 713.828.0861) The instructions for creating the bags is on the blog. Get with Bobbi Miller (720.985.3201), our HUGS chair for information about the program.

Quilt Kits

We have a lot of quilt kits that need quilting, so, the Charity Bee volunteers are creating a new drawing for you to consider. We hope we can generate an interest in getting you to want to help get these quilts completed. More coming soon!!!!



Please support our great family of sponsors ... We couldn't do this without them!

CabinQuilter Custom Quilting
 Diane Anderson
 Award-Winning Longarm Quilter

www.cabinquilter.com Georgetown, Texas
 diane@cabinquilter.com 713-817-0279

SHADYWOOD QUILTS

Betty Baker
 Professional Machine Quilting

17412 Bobcat Trail
 Cypress, Texas 77429
 (NW Houston)
 P. ((281) 250-5991
 Info@ShadywoodQuilts.com
 www.ShadywoodQuilts.com

STACY DONG
832.392.3625
quilterscabinTX@gmail.com



23101 Petrich Ln,
Tomball, 77377 TX

www.quilterscabin.com

quilterscabinretreat.blogspot.com @quilterscabin @quilterscabinretreat

LONGARMRENTAL.COM



NOLTING ~ 713 • 203 • 6259

HOBBS & BAIR, INC.
 Tax Preparation * IRS Audits * Accounting & Bookkeeping

17515 Spring Cypress, Ste. C-Box 160
 Cypress, TX 77429
 Phone: 832-349-5105
 Fax: 734-749-0750
 J. K. KLEVORN Jkklevorn@taxlady7.com
 Enrolled Agent

1-877-764-1271 Texas and Michigan

S. Lori Richter
Quilts & Creations
 Long Arm Quilting Services

SLRQuilts.com
 Lori@slrquilts.com
 512-636-5203
 10223 Hedge Way Dr.
 Houston, TX 77065





Please support our great family of sponsors...we couldn't do this without them!

Quilters Crossing, LLC
 Fabric, Notions, Classes
 Quilting Services

Gloyer Pharmacy Plaza
 1006 West Main Street
 Tomball, TX 77375

phone: (281) 516-7515

owner: Deb Morley

website:
www.quilterscrossingtx.com

email:
quilterscrossing@att.net

the Celtic Quilter
 PATRICIA LOPES
 12422 Bent Pine Drive
 Cypress, Texas 77429
 713-203-6259

PROFESSIONAL LONGARM
 QUILTING SERVICES
 T-SHIRT QUILTS - MEMORY QUILTS - EMBROIDERY
 SUPPLIER OF SUPERIOR THREADS

AUTHORIZED NOTTING DEALER & HOBBS DISTRIBUTOR

TRISH@CELTICQUILTER.COM WWW.CELTICQUILTER.COM


Makin' Stitches

Kathie Spargo
 Owner

By Appointment Only

Contact Tel: 832-671-0696
dohamma@hotmail.com

Quilting Services
 Computer Guided
 Edge to Edge
 Custom
 Binding
 Free Motion
 Machine Rentals

VALERIE'S
Thread Tales

CUSTOM LONGARM QUILTING
ValeriesThreadTales.com 423.836.0654
ValeriesThreadTales@gmail.com

**MAGNOLIA MANOR
 RETREAT**

LISA RENFROW



26250 RILEY ROAD
 WALLER, TEXAS 77484
 (936)-372-5801

MAGNOLIARETREATS@GMAIL.COM
WWW.MAGNOLIAMANORRETREAT.COM

Mel's Sewing Machine Service

Melvin Ballard
 Owner

**We Repair all Makes and
 Models**
 Sewing Machines
 Sergers
 Embroidery Machines
 Industrial Machines

1923 Hamlin Valley Dr
 Houston, Texas 77090
 Phone: 713-515-4774
 Fax: 281-444-1256
1melvin1@sbcglobal.net



Please support our great family of sponsors...we couldn't do this without them!

Painted Pony 'n Quilts

1015 S. Broadway, La Porte, Tx 77571

M-F 10am-5pm; Sat. 10am-4pm



**Perfect
Mother's Day
Gift**

Sterling silver
Quilter's Bell

Exclusive only from
Painted Pony 'n Quilts!

Visit us online:

www.ppnq.com ,

Facebook & Instagram

Contact us:

ppnqstaff@ppnq.com or 281-471-5735



Sandra Goldsby

Ind. Future Executive Sr. Sales Director

14203 Decker Drive
Magnolia, TX 77355
281-356-7747

sgoldsby@gmail.com
www.marykay.com/sgoldsby

MARY KAY

Loft Supply
Delivering quality batting
Proudly serving quilters in North Houston!
www.LoftSupply.com
832.675.1143

Guild Delivery | Custom Delivery | Customer Pickup
Become a preferred customer and receive discounts throughout the year!
Follow us on Facebook for special promotions




Handmade by Hart
Lisa Hart
HandmadeByHart@gmail.com
281-782-6020
Hand dyed fabric, bamboo socks—infant through adult sizes and much more!

h Honeysuckle Lane
QUILTING STUDIO, LLC

Longarm Quilt Machine Rentals
Professional Quilting Services
Tryce Beadle, Owner

11703 Spring Cypress Rd., Ste. D, Tomball
346-236-4353 • www.honeysucklelanequilting.com

MagnaFingers™ Easily Pick Up and Release Pins, Needles, Fish Hooks, Paperclips, Screws, etc.
Order online www.MagnaFingers.com



Use with your telescoping tool for extended reach!

Christine@MagnaFingers.com • 832-978-5683 • Invented in Cy-Fair

For more information, please see or email Sharon Castillo at sharoncastillo@gmail.com.



Advertising: \$25 per year for TCQG members; \$50 per year non-members. Please contact Lynn Loyd at Lynn.Loyd@att.net



| | | | |
|----------------------------------|--------------------|--------------|-------------------------------|
| President | Janet Winkler | 281-373-3434 | janet.wink@gmail.com |
| VP—Administration | Cynthia Blossom | 281-304-0979 | ceblsm@hotmail.com |
| VP—Financial Oversight | Sharon Castillo | 713-828-0861 | sharoncastillo@gmail.com |
| Treasurer | Shelly Wiggins | 832-338-4079 | wiggisa@hotmail.com |
| Secretary | Shari Stone | 713-702-9724 | slstone@swbell.net |
| Membership | Becky Burkett | 281-923-4786 | burkettbecky@yahoo.com |
| Programs-Sr. Chair | Lisa Hart | 281-782-6020 | quickhound@gmail.com |
| Programs— Jr. Chair | Sheila Kristynik | 713-515-3485 | sheilakristynik2018@gmail.com |
| Registered Agent- (Corp) | Lynn Loyd | 803-317-5443 | lynn.loyd@att.net |
| Board of Directors (Corp) | Linda Love | 281-351-8953 | L.hlove@yahoo.com |
| | Mary Jane Sterbanz | 713-822-3020 | rsterbanz@att.net |
| | Charmaine Fritchey | 281-221-1716 | cfritchey@gmail.com |
| Block of the Month | Catherine Holliday | 281-753-3340 | catherineholliday25@yahoo.com |
| Blog | Sharon Castillo | 713-828-0861 | sharoncastillo@gmail.com |
| Charity Bee Chair | Sharon Castillo | 713-828-0861 | sharoncastillo@gmail.com |
| Quilt Show Chair | Barbara Boone | 713-870-5772 | bacboone@gmail.com |
| | Debbie Kelton | 805-760-0490 | kelton0123@gmail.com |
| Community Service | Charla Reese | 281-787-9868 | charla361@yahoo.com |
| Hugs | Bobbi Miller | 720-985-3201 | bmiller576@gmail.com |
| Door Prizes | Buina Collins | 832-475-0346 | kobuina1979@yahoo.com |
| Head Bee Keeper | Barbara Clark | 281-793-0816 | bclark448@sbcglobal.net |
| Holiday Bash Chair | Lisa Hart | 281-782-6020 | quickhound@gmail.com |
| Hospitality | Anna Church | 832-622-0887 | anna_church@yahoo.com |
| | Georgia Maynard | 406-370-8966 | k50j49@gmail. Com |
| | Vicki Brown | 713-208-0748 | vannbrown1976@gmail.com |
| | Peggy Wheeler | 281-547-8319 | pjwhee@aol.com |
| Magazines | Deborah Dodge | 713-862-8365 | dodged@flash.net |
| Newsletter | Janice Toler | 281-727-8140 | Janice.toler@gmail.com |
| Property Management | Karl Burkett | 713-494-6808 | Burkett@rice.edu |
| | Martha Alderson | 281-213-4536 | martha_alderson68@yahoo.com |
| Storybook Quilts | Sara Ballard | 713-515-5670 | mballard11@comcast.net |