



TCQG News

Serving Northwest Harris,
Montgomery & Waller
Counties, Texas

Volume 16 Issue 6

June 2021

From The President's Stash

Janet Winkler

Inside this issue:

Extra! Extra! Read All About It

We have just received word that Tri-County Quilt Guild will be able to meet in person at our August monthly meeting on August 2. We'll have a guest speaker that night and we will celebrate the introduction of our 2022 Quilt Show raffle quilt. Tickets to win the raffle quilt are printed and ready to be sold. Remember—the more you purchase, the better your chances are to win. Please mark your calendars. It has been so long since we've been able to gather. I hope everyone is excited and able to attend.

In other news:

Now that we can see the light at the end of the tunnel, Tri-County is still in need of someone to be our Junior Program Chair. As Junior Program Chair, you will be mentored by our current program chair on how to select and sign up speakers for our guild. Then in 2022, you will become the program chair. This position is extremely important as we need to begin locating speakers for 2022 right now. If this position sounds interesting to you, please contact Mary Jane Sterbanz, Shari Stone, or Mary Brownlee. They can answer any questions you may have.

Fantastic progress is being made on our 2022 Quilt Show—A Kaleidoscope of Color. There are many ways to volunteer to help with the show. Please contact Barbara Boone and/or Deb Kelton to find the perfect way for you to assist.

Enjoy the beginning of summer and I look forward to seeing everyone in August.

Welcome to all Members!! Many of you put in volunteer hours each month but cannot always make a guild meeting, just email me at the guild's email address {tricityguild@gmail.com} and let me know your hours so I can include those in our monthly report. Also, please...when signing in for the guild meeting, give yourself two (2) hours credit for participation plus any volunteer hours you have accumulated. **Becky Burkett**

Welcome New Member!

Deborah Donald

Kathy Mitchener

Meetings begin promptly at 7pm, so we can adjourn on time. The front doors will be closed at 6:55, and the members will be asked to take their seats. This will allow the various committee heads & board members to get into the meeting on time. Come early so you have time to sign in, check out any raffles or upcoming workshops, visit the magazines, etc.


<i>President's Stash</i>	1
Show and Tell	2-3
Show and Tell	4
<i>Speakers, Workshops & Fun Stuff!</i>	5-6
<i>Show News</i>	7-8
<i>BOM</i>	9-12
<i>Other Quilt Shows</i>	11-15
<i>Tri-County's Fabulous Bees</i>	16
<i>Charity Bee, Community Service</i>	13
<i>Shopping</i>	15-17
<i>Guild Officers & Committee Chairs</i>	18



June BOM

Meetings

Fairfield Baptist Church
27240 Highway 290
Cypress, Texas
On 290 westbound between Mueschke and Mason Roads
1st Tuesday of the month,
7pm-9pm
tricityguild@gmail.com







FROM THE VICE- PRESIDENT...

The June business meeting is on the 1st. As we are still meeting via Zoom I will continue to present Show 'n Tell PowerPoints. This means that I need your picture(s) submissions. Here are "The Rules" ...

Send your pics (with you in them, if possible) along with

- A. a brief explanation and
- B. names of quilter or collaborators if applicable. We want to give everyone credit, even if they aren't guild members.

Send to ceblsm@hotmail.com **ONLY**. DO NOT reply via any email notices.

Deadline for submission is **Thursday, May 27 at HIGH NOON!!**

VP-Administration

ceblsm@hotmail.com

We are very happy that so many of you have been joining us via Zoom for our monthly guild meetings. The guild has been paying Zoom for an add-on that allows us to have more than 100 people log in to our meetings. This means that our next meetings will be limited to the first 100 people who sign in. Our meetings are scheduled for 7:00 pm and we begin to admit members around 6:30 pm. We hope you join us as we have many amazing speakers planned for the coming year.



June 1st - Karen Combs



A native of Michigan, Karen Combs began quilting while still in high school. She has a degree in library science and has worked at many state, city and school libraries before finding her calling as a professional quilting instructor, writer and designer.

Her quilts are known for taking a traditional pattern and giving it her own unique "twist." Karen is intrigued with quilts of illusions and has been designing quilts with a 3-D look for several years.

Karen is the author 9 different books, some of the titles include **Optical Illusions for Quilters (AQS)**, **Combing Through Your Scraps (AQS)**, **Floral Illusions (AQS)** , **3 Quilters Celebrate the 4 Seasons (AQS)** & **3-D Fun with Pandora's Box**, co-authored with Sharlene Jorgenson of Quilting from the Heartland, **Celtic Pieced Illusions (AQS)** and **Lone Star Illusions**.

Look for a Zoom Link in your email. You can log on as early as 6:30. The guild meeting begins at 7:00.

Sheila Kristynik

Senior Program Chair 2021



August 4th Workshop

With Karen Overton

Table Runner “Never Alone”

There will be a pattern (\$11.50) and a ruler, The Tucker Trimmer I (\$23.50) recommended for the class. Karen also, has Fabric Kits that will be available for \$85. If anyone would like to pre-order and have the items shipped, please email karen@thequiltrambler.com and tell her you are with Tri-County and your shipping will be FREE.

The Workshop will be held at Quilter’s Crossing 9:30 am—3 pm, Wednesday, August 4th. IF you are interested in attending, please send your \$35 to Sheila Kristynik , 13730 Bonaventure Dr. Houston, Texas 77065. Checks need to be made out to Tri-County Quilt Guild or just TCQG. Any questions, please feel free to call Sheila at 713-515-3485.

More information will be sent after you sign up.

Thank you !



Supply List and Cutting Instructions

Karen E Overton, Studio 180 Design Certified Instructor
karen@thequiltrambler.com

Table Runner Fabric Requirements



Fabric A: Fat Quarter (small triangles)
Fabric B: Background - ½ yard
Fabric C: Fat Quarter (lt blue)
Fabric D: Fat Quarter (med blue)
Fabric E: ½ yard (dk blue)
Finished size 20" x 44"



Never Alone Supply List and Cutting Instructions

Karen E Overton, Studio 180 Design Certified Instructor
karen@thequiltrambler.com

General Supplies Required

Never Alone Pattern by The Quilt Rambler #TQR015
Tucker Trimmer I®, **Quilter's Magic Wand®** by Studio 180 Design
Marking Pencil, General Sewing Tools, Notions

Fabric Requirements



Fabric A: 1 yard (small triangles)
Fabric B: Background - 2¼ yards
Fabric C: ¾ yard (lt blue)
Fabric D: 1 yard (dk blue)
Fabric E: 1½ yards (orange)
Finished size 58" x 70"



2022 Kaleidoscope of Colors

Raffle Quilt Travel

The Raffle Quilt is finished and ready to travel. The Quilt is a Major Fundraiser for the Guild and the goal is to have it shown at as many locations as possible from May 2021 to February 2022. We are in need of a Chair Person to coordinate the dates, time and places the Quilt can travel.

Get in touch with Deborah Kelton, kelton0123@gmail.com or Barbara Boone tricityquiltshow@.

Raffle Quilt Tickets

Tickets, Tickets, Tickets, the Raffle Tickets are printed and ready to be sold. They are bundled in packets of 30. 6 tickets for \$5.00 or \$1.00 each. We will have a raffle for those members who sell \$100.00 of tickets. Please contact Deborah Kelton or Barbara Boone to pickup your tickets.

Quilt Show



Quilters' Treasure Aisle Donations

We are now accepting donations for the resale shop. Everything can be delivered to Cypress Crossing Christian Church on the fourth Wednesday of each month between 9:30 and 2:30.

Please be mindful that all donations **must be quilting/sewing/embroidery related.**

Items not acceptable includes:

- Interior Design patterns, samplers and fabric
- Home improvement fabric
- Knitting supplies including needles, yarn and patterns/books
- Magazines
- Seamstress patterns and fabric
- Clothing, bed sheets and pillowcases
- Non-cotton fabric
- Scrap fabric (Please contact Ginny Phillips at phillips.gail@sbcglobal.net. She uses them for doggy beds)
- Copied quilting patterns

Items will be considered based on condition:

- Sewing machines
- Sergers
- Embroidery machines

All items sold at the Quilters' Treasure Aisle resale shop are expected to be in good condition and ready to be used upon purchase. Items acceptable includes:

- Quilting fabric
- Notions (needles, pins, thread, rulers, etc.)
- Original quilting patterns
- Sewing furniture
- Storage bins
- Stash fabric consisting of pre-cut squares, sashing and under fat quarter size
- Sewing/quilting/embroidery books

These are not all-inclusive lists. They will be modified as needed.

Please call Sharon Castillo at 713.828.0861 or email her at sharoncastillo@gmail.com.



June 2021 BOM Jazzed Up Churn Dash Tri County Quilt Guild

I started with a Churn Dash block and added a few things.

I think it will be a cool quilt!

P.S. I'm going to leave out most of the individual step photos.

Let me know if you'd rather have them.



Cut:

White: 4 @ 5" square

4 @ 4-1/2" x 2-1/2"

Gray: 4 @ 4-1/2" x 2-1/2"

4 @ 2-1/2" squares

Turquoise: 1 @ 4-1/2" square


Directions:

Make the HSTs. Draw a diagonal line on the back of the white 5" squares. Place one white 5" square and one 5" turquoise square right side together. Sew 1/4" on each side of the drawn line. Cut on the drawn line. Set your seams and press the seam allowance towards the dark side.

Square up the HST to 4-1/2". You should have 4 HSTs.

Snowball the HST corners. Draw a diagonal on the back of each gray 2-1/2" square. Place this small square right side down in the white corner of each HST as shown in the photo. Sew on the drawn line and fold the gray square along the sewn line up to the corner making sure the tip of the gray corner matches the tip of the white corner. Set the seam and press towards the white corner of the HST. You can trim the seam allowance on just the middle layer or on the back two layers. I like to trim just the middle layer and leave the already squared back fabric .

Here is a photo of the steps starting at the top left and finishing at the bottom right.





Make the strip units. Place a gray 4-1/2" x 2-1/2" rectangle and a white rectangle of the same size right sides together.

Stitch together along one long side. Set your seam and press toward the dark side. Repeat 3 more times. You should have 4 strip units that are 4-1/2" square.

Assemble the block as shown in the photo.



Sew the top row together. Set the seams and press seam allowance toward the middle.

Sew the middle row together. Set the seams and press seam allowance toward the outside.

Sew the bottom row together. Set the seams and press seam allowance toward the middle.

Give the block a good press and trim to 12 1/2" square.

You're finished!

Here is the completed block.



If you would, please return the plastic bag your block kit came in so we can reuse it.

If you have any questions or comments, please contact me at 918-808-2667 or elainebullard53@yahoo.com.

Thank you for participating in Block of the Month!

Elaine Bullard



July 23-24, 2021

Theme: "It's a Carnival"

Presented by Creative Quilters Guild of Ellis County

Where:

Sokol Hall, East Ennis, Texas

Information:

<https://elliscountyquilters.com/quilt-shows/>

August 19-21, 2021

Theme: Sing your Song in Fabric

Presented by Quilters Guild of Arlington

Where:

Irving Convention Center at Las Colinas

Information:

<https://qgoa.org/quilt-show/>

September 24-25, 2021

Theme: Quilting in the Falls

Presented by Red River's Quilters Guild

Where:

MPEC

1000 5th St., Wichita Falls, TX

Information:

http://www.wichitafallsquiltguild.org/quilt_show.php

November 28-31, 2021

Quilt Festival Houston

Where:

George R. Brown Convention Center

Information:

<https://www.quilts.com/>



KNIGHTS OF COLUMBUS
12th ANNUAL BENEFIT
QUILT SHOW
SATURDAY, NOVEMBER 13,
2021 10am >>7pm
At the COLUMBUS HALL
22892 Mack Washington Lane,
Hempstead, TX

VENDORS INVITED

- Scentsy Carolee
- The Scissors Guy
- Cowgirl Quilt Shop
- Stitches of Bleau
- Cyrilla's Artistic Crochet
- Spoiled Quilter
- Texas Quilt Barn
- Gray Rooster Woodshop
- Modern Vintage Quilting
- Stella and Lace
- Mystic Angels Creations
- Sew Simple Quilting
- The Quilting Escape
- Patty's Pretty Creations
- ZAL & M Farms
- Quilting Ironing Boards
- Heaven in Mind
- Loft Supply
- Flowers 2 Fabric
- The Needle & Hatchet
- Handmade by Hart



KNIGHTS OF COLUMBUS 12TH ANNUAL BENEFIT



QUILT SHOW

SATURDAY, NOVEMBER 13, 2021 10am >>7pm
At the COLUMBUS HALL, Hempstead, Texas

Featuring the QUILT RAMBLER



KAREN E OVERTON

KAREN: I love to ramble, and I dearly love to quilt, so I'm a self-proclaimed quilt rambler with the gift of gab and the glee of show and tell. My mission is to Design, Inspire, and Teach.

WIN Enter a Quilt **WIN** 15 categories **WIN** Open to all

Deadline for Quilt Entry in the Show is Nov 8, 2021

Enter quilts at the website below, or contact
 Lea Ann Franklin at KCQuiltShow@gmail.com

The Knights of Columbus Quilt Show is a Benefit for Local charitable needs, supported by the Piecemakers Quilt Guild in Hempstead, Texas, the Hockley Quilters from the Community Center in Hockley, Texas, and the Sew Devine Quilters in Pine Island, Texas

FOR MORE INFORMATION ABOUT THE SHOW:

Jack Gibbs, Knights of Columbus representative
 At jackgibbs@gmail.com or **713-816-1923** or

Sarah Yuhr, Quilt Show chief executive
 At sarah@sewmuchcharm.com or **832.331.3630**

FACEBOOK:

[@kccharityquiltshow](https://www.facebook.com/kccharityquiltshow)

WEBSITE:

sites.google.com/view/kchempsteadquiltshow

SCAN TO VISIT WEBSITE:



SCAN ME



Tri-County's Fabulous Bees



Remember: you must be a paid member to participate in our Bees.

Our Bees create a strong sense of a quilting community within the guild. Consider becoming a Beekeeper! Organize your bee, find a location, contact Queen Bee Charmaine Fritchey to let her know, and go from there! If your bee does something unique, contact Janice Toler so she can recognize your bee in the newsletter.

Charmaine Fritchey

Queen Bee



BEE Czars: Meets the 3rd Monday from 5PM-8PM at Quilters Crossing. We choose projects as a group or work on our UFO's. We usually go on two retreats a year. If you are interested in joining this be please call to be put on a waiting list.

Ann Keilers 832-515-1081 or Marian Page 281-797-3014.



Chicks With Feathers

Sarah Yuhr-Beekeeper (sarah_hoffpauir@yahoo.com) These are quilters who love their Featherweight machines. They meet at Quilter's Crossing on the first Thursday of the month from 2-5. Contact Sarah if you are interested in this bee.



Day Strippers: Barbara Clark, BeeKeeper. bclark448@sbcglobal.net Daystrippers is the only bee that has been with TCQG since its beginning. It meets at Cypress Crossing Christian Church on the second Friday of each month from 10 - 2. They work on personal projects and occasionally go on retreats and to quilt shows together. There are currently no openings in this bee. However, you can contact beekeeper, Barbara Clark to be put on a waiting list. New members have been moving in through the list!



Quilter's Dozen: Charmaine Fritchey Beekeeper. cfritchey@gmail.com. Meets the 2nd Thursday at Quilters Crossing from 10-2:30. We have great times together! We have openings for 3 members.



We Bee Quilters: Nancy Terlikoski Co Beekeeper. Nancy_terlikoski@sbcglobal.net. Sarah Ballard, Co beekeeper- mballard11@comcast.net Meets the 2nd and 4th Wednesday of each month at Quilters Crossing from 1-4 PM. This bee is a group of quilters who just want to enjoy spending time doing what we love with fellow quilters. We work on our own projects, group projects, exchanges. Anyone who would like to join us is welcome!



Cypress Crossing Christian Church
15751 Cypress Rosehill Rd, Cypress, TX 77429
9:30 am to 2:30 pm
Sharon Castillo – 713.828.0861

Ongoing needs for Charity Bee....

- Flannel for the HUGS we donate.
- Blending fabric for BOM (white, white-on-white, beige, etc.)
- New standard size for our baby quilts (minimum 36”x36” square to lap quilt size.)
- Men’s quilts; both tops and finished quilts.
- All fabric must be returned from a quilt bundle (finished quilt and all scraps)
- A five inch square of backing fabric attached to a donated finished quilt.



June Birthdays, Special Events, Recognitions, Sympathies

Diane	Anderson	04 Jun
Marilyn	Peery	08 Jun
Bev	Volker	08 Jun
Patricia	Lopes	09 Jun
Cynthia	Busby	11 Jun
Susan	Pavliska	11 Jun
Katia	Scopinich	11 Jun
Barbara	Clark	12 Jun
Jo	Dick	15 Jun

Candy	Rudel	17 Jun
Cathy	St. Louis	17 Jun
Becky	Burkett	18 Jun
SuZanne	Gilbride	18 Jun
Patsy	Mosby	18 Jun
Jo Ann	Pellegrino	18 Jun
Connie	Troutt	18 Jun
Tina	Lauzon	19 Jun
Peggy	Stockton	21 Jun

Norma	Johnson	22 Jun
Kathryn	Saucedo	24 Jun
Tahtia	Thomas	24 Jun
Kathy	Mitchener	25 Jun
Deb	Morley	28 Jun
Anne	Riede	29 Jun



Please support our great family of sponsors ... We couldn't do this without them!

CabinQuilter Custom Quilting
 Diane Anderson
 Award-Winning Longarm Quilter

www.cabinquilter.com Georgetown, Texas
 diane@cabinquilter.com 713-817-0279

SHADYWOOD QUILTS

Betty Baker
 Professional Machine Quilting

17412 Bobcat Trail
 Cypress, Texas 77429
 (NW Houston)
 P. ((281) 250-5991
 Info@ShadywoodQuilts.com
 www.ShadywoodQuilts.com

STACY DONG
832.392.3625
quilterscabinTX@gmail.com



23101 Petrich Ln,
Tomball, 77377 TX

www.quilterscabin.com

quilterscabinretreat.blogspot.com @quilterscabin @quilterscabinretreat

LONGARMRENTAL.COM



NOLTING ~ 713 • 203 • 6259

HOBBS & BAIR, INC.
 Tax Preparation * IRS Audits * Accounting & Bookkeeping

17515 Spring Cypress, Ste. C-Box 160
 Cypress, TX 77429
 Phone: 832-349-5105
 Fax: 734-749-0750
 J. K. KLEVORN Jkklevorn@taxlady7.com
 Enrolled Agent

1-877-764-1271 Texas and Michigan

S. Lori Richter
Quilts & Creations
 Long Arm Quilting Services

SLRQuilts.com
 Lori@slrquilts.com
 512-636-5203
 10223 Hedge Way Dr.
 Houston, TX 77065





Please support our great family of sponsors...we couldn't do this without them!

Quilters Crossing, LLC
 Fabric, Notions, Classes
 Quilting Services

Gloyer Pharmacy Plaza
 1006 West Main Street
 Tomball, TX 77375

phone: (281) 516-7515

owner: Deb Morley

website:
www.quilterscrossingtx.com

email:
quilterscrossing@att.net

the Celtic Quilter
 PATRICIA LOPES
 12422 Bent Pine Drive
 Cypress, Texas 77429
 713•203•6259

PROFESSIONAL LONGARM
 QUILTING SERVICES
 T-SHIRT QUILTS - MEMORY QUILTS - EMBROIDERY
 SUPPLIER OF SUPERIOR THREADS

AUTHORIZED NOTTING DEALER & HOBBS DISTRIBUTOR

TRISH@CELTICQUILTER.COM WWW.CELTICQUILTER.COM


Makin' Stitches

Kathie Spargo
 Owner

By Appointment Only

Contact Tel: 832-671-0696
dohamma@hotmail.com

Quilting Services
 Computer Guided
 Edge to Edge
 Custom
 Binding
 Free Motion
 Machine Rentals

VALERIE'S
Thread Tales

CUSTOM LONGARM QUILTING
ValeriesThreadTales.com 423.836.0654
ValeriesThreadTales@gmail.com

**MAGNOLIA MANOR
 RETREAT**

LISA RENFROW



26250 RILEY ROAD
 WALLER, TEXAS 77484
 (936)-372-5801

MAGNOLIARETREATS@GMAIL.COM
WWW.MAGNOLIAMANORRETREAT.COM

Mel's Sewing Machine Service

Melvin Ballard

Owner

We Repair all Makes and Models

Sewing Machines
Sergers
Embroidery Machines
Industrial Machines

1923 Hamlin Valley Dr
Houston, Texas 77090
Phone: 713-515-4774
Fax: 281-444-1256

1melvin1@sbcglobal.net



Please support our great family of sponsors...we couldn't do this without them!

Painted Pony 'n Quilts

1015 S. Broadway, La Porte, Tx 77571

M-F 10am-5pm; Sat. 10am-4pm



**Perfect
Mother's Day
Gift**

Sterling silver
Quilter's Bell

Exclusive only from
Painted Pony 'n Quilts!

Visit us online:
www.ppnq.com ,

Facebook & Instagram

Contact us:

ppnqstaff@ppnq.com or 281-471-5735



Sandra Goldsby

Ind. Future Executive Sr. Sales Director

14203 Decker Drive
Magnolia, TX 77355
281-356-7747

sgoldsby@gmail.com
www.marykay.com/sgoldsby

MARY KAY



Handmade by Hart

Lisa Hart

HandmadeByHart@gmail.com

281-782-6020

Hand dyed fabric, bamboo
socks--infant through adult
sizes and much more!

Loft Supply
Delivering quality batting
Proudly serving quilters in North Houston!

www.LoftSupply.com
832.675.1143

Guild Delivery | Custom Delivery | Customer Pickup
Become a preferred customer and receive discounts throughout the year!
Follow us on Facebook for special promotions



Longarm Quilt Machine Rentals
Professional Quilting Services
Tryce Beadle, Owner




11703 Spring Cypress Rd., Ste. D, Tomball
346-236-4353 • www.honeysucklelanequilting.com

MagnaFingers™

Easily Pick Up and Release Pins, Needles, Fish Hooks, Paperclips, Screws, etc.

Order online www.MagnaFingers.com



Use with your telescoping tool for extended reach!

Christine@MagnaFingers.com • 832-978-5683 • Invented in Cy-Fair

For more information, please see or email Sharon Castillo at sharoncastillo@gmail.com.



Advertising: \$25 per year for TCQG members; \$50 per year non-members. Please contact Lynn Loyd at Lynn.Loyd@att.net



President	Janet Winkler	tcqgpresident@gmail.com
VP—Administration	Cynthia Blossom	tcqgvpresidentadm@gmail.com
VP—Financial Oversight	Shari Stone	tcqgvpresidentfo@gmail.com
Treasurer	Ginny Hilton	tcqgtreasury@gmail.com
Secretary	Dawn Yates	tcqgsecretary@gmail.net
Membership	Becky Burkett	tcqgmembership@gmail.com
Programs-Sr. Chair	Sheila Kristynik	tcqgprograms@gmail.com
Programs— Jr. Chair		tcqgprograms@gmail.com
Registered Agent- (Corp)	Lynn Loyd	
Board of Directors (Corp)	Linda Love Mary Jane Sterbanz Charmaine Fritchey	
Block of the Month	Elaine Bullard	
Blog	Sharon Castillo	
Publicity/Social Media	SuZanne Gilbride	
Charity Bee Chair	Sharon Castillo	
Quilt Show Chair	Barbara Boone Debbie Kelton	
Community Service	Kathy Stoddard	
Door Prizes		
Head Bee Keeper	Charmaine Fritchey	
Holiday Bash Chair	Lisa Hart	
Hospitality	Marie Engelhart	
Magazines	Deborah Dodge	
Newsletter	Janice Toler	
Property Management	Karl Burkett	
Storybook Quilts	Sara Ballard	