



# TCQG News

Serving Northwest Harris,  
Montgomery & Waller  
Counties, Texas

Volume 16 Issue 7

July 2021

*From The President's Stash*

*Janet Winkler*

The temperature keeps on rising. It's a great time to stay indoors and quilt. I really hope that one or two of those projects sitting on your sewing machine will soon be completed and entered into the 2022 quilt show—"A Kaleidoscope of Color". Remember, the deadline for entering your quilt in the show is Dec. 7 at our holiday meeting. Barbara Boone, our quilt show chair, is developing a site for quilt entries to be completed online. This should help streamline the entire process.

Our Bees are beginning to start meeting once again. If you want to get to know other members of our guild and spend a few hours each month doing what you love—quilting, consider joining a bee. Better yet, start your own bee. Charmaine Fritchey, our Queen Bee, can help you organize your bee to get it going.

Our July guild meeting will be held via zoom, but our August meeting will be "in person" at Fairfield Baptist Church. I am so excited about this. It feels like everything is finally getting back to normal. Our zoom meetings have certainly bridged the gap during Covid, but there's nothing like gathering together and actually seeing each other face to face. Please mark your calendars as a reminder to attend both the July zoom meeting and our August "in person" meeting.

Sincerely,  
Janet Winkler

## Inside this issue:

<b>President's Stash</b>	1
Show and Tell	2-3
Next Show and Tell	4
<i>Speakers, Workshops &amp; Fun Stuff!</i>	5-6
Show News	7-8
BOM	10-11
Other Quilt Shows	12-13
Tri-County's Fabulous Bees	14
Charity Bee, Community Service	15
Shopping	17-19
Guild Officers & Committee Chairs	20

**Welcome to all Members!!** Many of you put in volunteer hours each month but cannot always make a guild meeting, just email me at the guild's email address {tricityguild@gmail.com} and let me know your hours so I can include those in our monthly report. Also, please...when signing in for the guild meeting, give yourself two (2) hours credit for participation plus any volunteer hours you have accumulated. **Becky Burkett**



July BOM

Welcome New Member!

Deborah Donald   Kathy Mitchener   Mary Alice Cendoya

### Meetings

Fairfield Baptist Church  
27240 Highway 290  
Cypress, Texas  
On 290 westbound between Mueschke and Mason Roads  
1st Tuesday of the month,  
7pm-9pm  
tricityguild@gmail.com

Meetings begin promptly at 7pm, so we can adjourn on time. The front doors will be closed at 6:55, and the members will be asked to take their seats. This will allow the various committee heads & board members to get into the meeting on time. Come early so you have time to sign in, check out any raffles or upcoming workshops, visit the magazines, etc.





**Suzanne Gilbride**

**Hoffman  
Garden  
State 2021  
Challenge**

2nd Place Applique"

Top Honor as The Hoffman  
Family Best in Show



FROM THE VICE- PRESIDENT...

The July Meeting is Tuesday, **July 6**, which is right after the 4th of July weekend. This will be our LAST Zoom meeting before returning to in person meetings at the church. YAY!!!!. So for one more more time, I need your pics for the PowerPoint Show n Tell. By now you know “The Rules” ...

1. Send your pics (with you in them, if possible) along with
  - A. a brief explanation and
  - B. names of quilter or collaborators if applicable. We want to give everyone credit, even if they aren't guild members.
2. Send to [ceblsm@hotmail.com](mailto:ceblsm@hotmail.com) ONLY. DO NOT reply via any email notices.
3. Deadline for submission is **Wednesday, June 30**, at HIGH NOON!! Yes, This is a day earlier than normal but I 'll be on vacation and want an extra day to get it all done.

That's all there is to it. Last month's show was a bit light so please don't hold back. I continue to look forward to your submissions and putting together another presentation that shows off your hard work so your fellow guild members can appreciate you!

Have a happy 4th of July and play safe. See you on the 6th.

Cynthia Blossom

VP-Administration [ceblsm@hotmail.com](mailto:ceblsm@hotmail.com)





## July 6— Laura Winckel—Zoom Meeting

### A Little About Laura

Laura Winckel has gone from what was simply a hobby 25 years ago to becoming a master of custom quilting and eventually opening her own business merely seven years ago. Her talent is evident with the winnings of numerous awards from competitive quilt shows including “The Wildflower Quilt Show Texas” “The Texas Quilt Show” and “Crossroads to Texas Quilt Show”.



Additionally, designs and work with Quilts of Valor have even been featured in Tax Appeal and The Killeen Daily Harold. With empathy and understanding Laura has helped many bereaved individuals celebrate and honor those who have passed by giving life in her incomparable memory quilts. Her custom heirloom quilts, often called “Hugs from Heaven” not only soothe those during times of suffering and grief, but most importantly connect the loving hearts of those no longer with them. Laura’s ultimate goal in creating these personalized quilts is to provide solace and peace to those in need.

She has touched many around her with these precious designs, so much so, that she has been deemed “The Quilt Angel.” But regardless of the awards, publications, and kind reviews regarding her work, Laura’s remains focused and steadfast in striving to fulfill her passion of quilting with one main goal in mind “helping others heal”. We all have been given a gift and purpose in life, the question often remains whether it is ever recognized and utilized for the betterment of others.

Laura is proof that once an individual becomes aware of his/her

aspirations, a career can truly become a life long journey of embracing self-purpose and bestowing it upon society.

Sheila Kristynik

Senior Program Chair 2021





## August 3—Karen Overton—In Person Meeting

## August 4th Workshop

### With Karen Overton Table Runner “Never Alone”

There will be a pattern (\$11.50) and a ruler, The Tucker Trimmer I (\$23.50) recommended for the class. Karen also, has Fabric Kits that will be available for \$85. If anyone would like to pre-order and have the items shipped, please email [karen@thequiltrambler.com](mailto:karen@thequiltrambler.com) and tell her you are with Tri-County and your shipping will be FREE.

The Workshop will be held at Quilter’s Crossing 9:30 am—3 pm, Wednesday, August 4th. IF you are interested in attending, please send your \$35 to Sheila Kristynik , 13730 Bonaventure Dr. Houston, Texas 77065. Checks need to be made out to Tri-County Quilt Guild or just TCQG. Any questions, please feel free to call Sheila at 713-515-3485.

More information will be sent after you sign up.

Thank you !



**Supply List and Cutting Instructions**  
Karen E Overton, Studio 180 Design Certified Instructor  
[karen@thequiltrambler.com](mailto:karen@thequiltrambler.com)

**Table Runner  
Fabric Requirements**

- Fabric A:** Fat Quarter (small triangles)
- Fabric B:** Background - ½ yard
- Fabric C:** Fat Quarter (lt blue)
- Fabric D:** Fat Quarter (med blue)
- Fabric E:** ½ yard (dk blue)

**Finished size 20" x 44"**





**Never Alone**  
**Supply List and Cutting Instructions**  
Karen E Overton, Studio 180 Design Certified Instructor  
[karen@thequiltrambler.com](mailto:karen@thequiltrambler.com)

**General Supplies Required**  
**Never Alone** Pattern by The Quilt Rambler #TQR015  
**Tucker Trimmer I®**, **Quilter's Magic Wand®** by Studio 180 Design  
Marking Pencil, General Sewing Tools, Notions

**Fabric Requirements**

- Fabric A:** 1 yard (small triangles)
- Fabric B:** Background - 2¼ yards
- Fabric C:** ¾ yard (lt blue)
- Fabric D:** 1 yard (dk blue)
- Fabric E:** 1½ yards (orange)

**Finished size 58" x 70"**






## *2022 Kaleidoscope of Colors*

Happy summer everyone! By now I bet a lot of you have thought about what quilt or quilts you're going to enter in the quilt show - and hopefully even started them! The deadline to turn in quilt entries will be here before we know it. The entries will open on October 1st and the final day to submit a quilt entry will be December 7th.

Oh and the show is **March 4th and 5th, 2022** if it's not on your calendar already!

Debbie and I are busy making plans for the first in-person meeting and can't wait to see everyone. We'll have the opportunity quilt there and like previous years, tickets are \$1 each or 6 tickets for \$5. So bring a buck, honest Abe, an "I'm not gonna waste my shot" spot or more! Or if you're like me and still use checks (those paper things where you write everything out and sign your name in cursive) we'll take those too. I'm hoping to be set up for Square by that time for cred cards...but that's not definite yet.

And if you haven't heard, the website is up and running. I'm sure I'll be adding and editing things in there as the year progresses since we moved the quilt entry process to an online setup so if you haven't been to [tricityquiltguild.org](http://tricityquiltguild.org) yet, check it out!

If at any time you have any questions about the show or want to volunteer, please go to the homepage and fill out the contact form at the bottom. It will go directly to me and I'll do my best to respond quickly.

We also have a big surprise to announce at the August meeting in person that you won't want to miss!

Barbara Boone & Debbie Kelton



## 2022 Kaleidoscope of Colors



### Our Opportunity Quilt is ready to GO!

Thanks go to Darby Albers and Jan Heine for selling tickets at Sew Special Quilts in Katy.

I am looking for volunteers to take the Opportunity Quilt to the following quilt guild meetings.

Date	Location	Time	Address	Volunteers
8/5/2021	Kingwood	6:30pm	Good Shepard Episcopal Church 2929	
8/20-8/21	B & B Quilting		Buda, TX	Becky Burkett Karl Burkett
10/6/2021	The Woodlands Area Quilt Guild	6:15	South Montgomery Community Center is 2235 Lake Robbins Dr, Spring, TX 77380.	

Do you have any suggestions of where we can show off our Opportunity Quilt? Darby and Jan sold tickets to customers a few hours before they attended a class. If you would like to volunteer to take the quilt to the Kingwood or The Woodlands Guild meeting please contact me.

Janice Toler  
281-727-8140  
janice.toler@gmail.com





## Quilters' Treasure Aisle Donations

We are now accepting donations for the resale shop. Everything can be delivered to Cypress Crossing Christian Church on the fourth Wednesday of each month between 9:30 and 2:30.

Please be mindful that all donations **must be quilting/sewing/embroidery related.**

Items not acceptable includes:

- Interior Design patterns, samplers and fabric
- Home improvement fabric
- Knitting supplies including needles, yarn and patterns/books
- Magazines
- Seamstress patterns and fabric
- Clothing, bed sheets and pillowcases
- Non-cotton fabric
- Scrap fabric (Please contact Ginny Phillips at [phillips.gail@sbcglobal.net](mailto:phillips.gail@sbcglobal.net). She uses them for doggy beds)
- Copied quilting patterns

Items will be considered based on condition:

- Sewing machines
- Sergers
- Embroidery machines

All items sold at the Quilters' Treasure Aisle resale shop are expected to be in good condition and ready to be used upon purchase. Items acceptable includes:

- Quilting fabric
- Notions (needles, pins, thread, rulers, etc.)
- Original quilting patterns
- Sewing furniture
- Storage bins
- Stash fabric consisting of pre-cut squares, sashing and under fat quarter size
- Sewing/quilting/embroidery books

These are not all-inclusive lists. They will be modified as needed.

Please call Sharon Castillo at 713.828.0861 or email her at [sharoncastillo@gmail.com](mailto:sharoncastillo@gmail.com).



## Eight Point Star Block Block Name

This block is an eight point star with a beautiful peacock that has been fussy cut for the center square.

I'm offering you enough fabric that will allow for either of two methods to make the 4 flying geese units. You may use either of these methods.



### Cut: For Method I

From Black: 1—6-1/2" square for center square

From Purple: 4 squares @ 4" for flying geese units

From Green: 1 @ 7-1/4" square for flying geese units

4 @ 3-1/2" for corners

### Directions: for Method I:

**NOTE: All seams are sewn with a scant 1/4" seam allowance.**

Using the green 7-1/4" green fabric as the goose and the four 4" purple squares as the sky, construct four matching flying geese using the "No Waste Four Flying Geese" method. There are many tutorials on YouTube and on the internet if you need help. **The fabrics in this kit will need to be cut to size if you're going to make them with this method.** The green square in the kit is 7-1/2" and is too large and the purple fabric is 9" square. (It will yield four 4" squares with a bit leftover.)

Square each flying geese unit to 3-1/2" x 6-1/2".

There is another method to make four flying geese units which I'll reference at the end so as not to confuse anyone.

Once you have your four flying geese units, you're ready to lay out the block and stitch it up!

See the photo to the right for the layout.

Sew row 1 together pressing seam allowances to the outside.

Sew row 2 together, pressing seam allowances to the middle.

Sew row 3 together, pressing seam allowances to the outside.





When sewing the rows together, press the seam allowances to the middle. I think it helps the flying geese points lay flatter. Give your block a good press and square to 12'1/2''.

If you would, please return the plastic bag the kit came in so we can reuse it.

If you have any questions or comments, please contact me at 918-808-2667 or elainebullard53@yahoo.com.

Thank you for participating in Block of the Month!

Elaine Bullard




## Method 2 for constructing four flying geese at a time.

Green: 1 @ 7-1/2" square (Goose)

Purple: 1 @ 9" square (Sky)

The two large squares in your kit are already cut to the correct size for this method.

Someone showed me this method a while back and it's the only way I get beautiful flying geese units. It's very easy! In fact you sew just 4 seams and it doesn't require a special ruler. Those Flying Geese specialty rulers help no matter which method you use, though. I think this method is associated with Eleanor Burns and her rulers, but you can find videos on YouTube that are made by a handful of people. Patchwork Posse, Fat Quarter Shop, Jenny Doan of MSQC and Eleanor Burns all have videos. I like Jenny Doan's video, best and it's about 9 years old..



You start with two fabrics right sides together with the smaller fabric centered on top of the large one .

(I drew both diagonals to make sure the fabrics were centered.)

Sew 1/4" on each side of ONE diagonal like you're making HSTs. Cut on that drawn line, press, twist the top square around and repeat the process. Then you're ready to trim to four beautiful flying geese units!

Of course, there are more details to this method, but that's about how easy it is!

I hope you'll try it!

Elaine



July 23-24, 2021

Theme: "It's a Carnival"

Presented by Creative Quilters Guild of Ellis County

**Where:**

Sokol Hall, East Ennis, Texas

**Information:**

<https://elliscountyquilters.com/quilt-shows/>

August 19-21, 2021

Theme: Sing your Song in Fabric

Presented by Quilters Guild of Arlington

**Where:**

Irving Convention Center at Las Colinas

**Information:**

<https://qgoa.org/quilt-show/>

September 24-25, 2021

Theme: Quilting in the Falls

Presented by Red River's Quilters Guild

**Where:**

MPEC

1000 5<sup>th</sup> St., Wichita Falls, TX

**Information:**

[http://www.wichitafallsquiltguild.org/quilt\\_show.php](http://www.wichitafallsquiltguild.org/quilt_show.php)

November 28-31, 2021

Quilt Festival Houston

**Where:**

George R. Brown Convention Center

**Information:**

<https://www.quilts.com/>



**KNIGHTS OF COLUMBUS**  
**12th ANNUAL BENEFIT**  
**QUILT SHOW**  
**SATURDAY, NOVEMBER 13,**  
**2021 10am >>7pm**  
**At the COLUMBUS HALL**  
**22892 Mack Washington Lane,**  
**Hempstead, TX**

**VENDORS INVITED**

- Scentsy Carolee
- The Scissors Guy
- Cowgirl Quilt Shop
- Stitches of Bleau
- Cyrilla's Artistic Crochet
- Spoiled Quilter
- Texas Quilt Barn
- Gray Rooster Woodshop
- Modern Vintage Quilting
- Stella and Lace
- Mystic Angels Creations
- Sew Simple Quilting
- The Quilting Escape
- Patty's Pretty Creations
- ZAL & M Farms
- Quilting Ironing Boards
- Heaven in Mind
- Loft Supply
- Flowers 2 Fabric
- The Needle & Hatchet
- Handmade by Hart



**KNIGHTS OF COLUMBUS 12TH ANNUAL BENEFIT**



**QUILT SHOW**

**SATURDAY, NOVEMBER 13, 2021 10am >>7pm**  
**At the COLUMBUS HALL, Hempstead, Texas**

*Featuring the QUILT RAMBLER*



**KAREN E OVERTON**

**KAREN:** I love to ramble, and I dearly love to quilt, so I'm a self-proclaimed quilt rambler with the gift of gab and the glee of show and tell. My mission is to Design, Inspire, and Teach.

**WIN** Enter a Quilt **WIN** 15 categories **WIN** Open to all

**Deadline for Quilt Entry in the Show is Nov 8, 2021**

Enter quilts at the website below, or contact

Lea Ann Franklin at [KCQuiltShow@gmail.com](mailto:KCQuiltShow@gmail.com)

**FOR MORE INFORMATION ABOUT THE SHOW:**

**Jack Gibbs**, Knights of Columbus representative  
 At [jackgibbs@gmail.com](mailto:jackgibbs@gmail.com) or **713-816-1923** or

**Sarah Yuhr**, Quilt Show chief executive  
 At [sarah@sewmuchcharm.com](mailto:sarah@sewmuchcharm.com) or **832.331.3630**

**FACEBOOK:**

[@kccharityquiltshow](https://www.facebook.com/kccharityquiltshow)

**WEBSITE:**

[sites.google.com/view/kchempsteadquiltshow](https://sites.google.com/view/kchempsteadquiltshow)

**SCAN TO VISIT WEBSITE:**



SCAN ME



## Tri-County's Fabulous Bees



*Remember: you must be a paid member to participate in our Bees.*

Our Bees create a strong sense of a quilting community within the guild. Consider becoming a Beekeeper! Organize your bee, find a location, contact Queen Bee Charmaine Fritchey to let her know, and go from there! If your bee does something unique, contact Janice Toler so she can recognize your bee in the newsletter.

Charmaine Fritchey

Queen Bee



**BEE Czars:** Meets the 3rd Monday from 5PM-8PM at Quilters Crossing. We choose projects as a group or work on our UFO's. We usually go on two retreats a year. If you are interested in joining this be please call to be put on a waiting list.

Ann Keilers 832-515-1081 or Marian Page 281-797-3014.



### Chicks With Feathers

**Sarah Yuhr-Beekeeper** ([sarah\\_hoffpauir@yahoo.com](mailto:sarah_hoffpauir@yahoo.com)) These are quilters who love their Featherweight machines. They meet at Quilter's Crossing on the first Thursday of the month from 2-5. Contact Sarah if you are interested in this bee.



**Day Strippers:** Barbara Clark, BeeKeeper. [bclark448@sbcglobal.net](mailto:bclark448@sbcglobal.net) Daystrippers is the only bee that has been with TCQG since its beginning. It meets at Cypress Crossing Christian Church on the second Friday of each month from 10 - 2. They work on personal projects and occasionally go on retreats and to quilt shows together. There are currently no openings in this bee. However, you can contact beekeeper, Barbara Clark to be put on a waiting list. New members have been moving in through the list!



**Quilter's Dozen:** Charmaine Fritchey Beekeeper. [cfritchey@gmail.com](mailto:cfritchey@gmail.com). Meets the 2nd Thursday at Quilters Crossing from 10-2:30. We have great times together! We have openings for 3 members.



**We Bee Quilters:** Nancy Terlikoski Co Beekeeper. [Nancy\\_terlikoski@sbcglobal.net](mailto:Nancy_terlikoski@sbcglobal.net). Sarah Ballard, Co beekeeper- [mballard11@comcast.net](mailto:mballard11@comcast.net) Meets the 2nd and 4th Wednesday of each month at Quilters Crossing from 1-4 PM. This bee is a group of quilters who just want to enjoy spending time doing what we love with fellow quilters. We work on our own projects, group projects, exchanges. Anyone who would like to join us is welcome!




Cypress Crossing Christian Church  
15751 Cypress Rosehill Rd, Cypress, TX 77429  
9:30 am to 2:00 pm  
Sharon Castillo – 713.828.0861

## Ongoing needs for Charity Bee....

- Flannel for the HUGS we donate.
- Blending fabric for BOM (white, white-on-white, beige, etc.)
- New standard size for our baby quilts (minimum 36"x36" square to lap quilt size.)
- Men's quilts; both tops and finished quilts.
- All fabric must be returned from a quilt bundle (finished quilt and all scraps)
- A seven inch square of backing fabric attached to a donated finished quilt.

## Christmas Stocking Kits

Christmas Stocking kits are ready for checking out at Quilters Crossing quilt shop and can be picked up at Charity Bee meetings on the fourth Wednesday of each month from 9:30 am to 2:00 pm.





To set up an Amazon Smile Account to contribute to Tri-County

1. Visit [smile.Amazon.com](https://smile.amazon.com)
2. Sign in with you Amazon.com credentials
3. Choose Tri-County Quilt Guild
4. Select our charity
5. Start shopping

Amazon shopping app

1. Turn on AmazonSmile in the Amazon Shopping app
2. Make sure you've signed up for AmazonSmile
4. Do load or update the latest version of the Amazon Shopping app for iOS or Android.
5. Open the app and find " Settings" in the main menu
6. Tap on "AmazonSmile" and follow the on-screen instructions to turn n AmazonSmile in the app.

## July Birthdays, Special Events, Recognitions, Sympathies



Mary Ellen	Adkison	11 Jul
Kathryn	Becker	22 Jul
Marilou	Black	16 Jul
Judy	Briscoe	31 Jul
Sharon	Buffington	19 Jul
Elaine	Bullard	09 Jul
Sue	Couts	14 Jul
Marilyn	Dunagin	14 Jul
Jan	Heine	06 Jul
Virginia	Hilton	25 Jul

Bonnie	Langan	28 Jul
Patricia	Leger	10 Jul
Laurie	Loasby	25 Jul
Lynn	Lucas	29 Jul
Patricia(Tricia)	Macsek	16 Jul
Georgia	Maynard	09 Jul
Debbie	Proctor	18 Jul
Barbara	Riedel	23 Jul
Nancy	Royal	22 Jul
Jan	Strickler	17 Jul
Pat	Terry	27 Jul
Cheryl	Westermann	18 Jul





Please support our great family of sponsors ... We couldn't do this without them!

**CabinQuilter Custom Quilting**  
 Diane Anderson  
 Award-Winning Longarm Quilter

www.cabinquilter.com      Georgetown, Texas  
 diane@cabinquilter.com      713-817-0279

**SHADYWOOD QUILTS**

Betty Baker  
 Professional Machine Quilting

17412 Bobcat Trail  
 Cypress, Texas 77429  
 (NW Houston)  
 P. ((281) 250-5991  
 Info@ShadywoodQuilts.com  
 www.ShadywoodQuilts.com

STACY DONG  
832.392.3625  
quilterscabinTX@gmail.com



23101 Petrich Ln,  
Tomball, 77377 TX

www.quilterscabin.com

quilterscabinretreat.blogspot.com @quilterscabin @quilterscabinretreat

LONGARMRENTAL.COM



NOLTING ~ 713 • 203 • 6259

**HOBBS & BAIR, INC.**  
 Tax Preparation \* IRS Audits \* Accounting & Bookkeeping

17515 Spring Cypress, Ste. C-Box 160  
 Cypress, TX 77429  
 Phone: 832-349-5105  
 Fax: 734-749-0750  
 Jkklevorn@taxlady7.com

J. K. KLEVORN  
 Enrolled Agent

1-877-764-1271 Texas and Michigan

*S. Lori Richter*  
**Quilts & Creations**  
 Long Arm Quilting Services

SLRQuilts.com  
 Lori@slrquilts.com  
 512-636-5203  
 10223 Hedge Way Dr.  
 Houston, TX 77065





Please support our great family of sponsors...we couldn't do this without them!

**Quilters Crossing, LLC**  
 Fabric, Notions, Classes  
 Quilting Services

**Gloyer Pharmacy Plaza**  
 1006 West Main Street  
 Tomball, TX 77375

phone: (281) 516-7515

owner: Deb Morley

website:  
[www.quilterscrossingtx.com](http://www.quilterscrossingtx.com)

email:  
[quilterscrossing@att.net](mailto:quilterscrossing@att.net)

**the Celtic Quilter**  
 PATRICIA LOPES  
 12422 Bent Pine Drive  
 Cypress, Texas 77429  
 713\*203\*6259

PROFESSIONAL LONGARM  
 QUILTING SERVICES  
 T-SHIRT QUILTS - MEMORY QUILTS - EMBROIDERY  
 SUPPLIER OF SUPERIOR THREADS

AUTHORIZED NOTTING DEALER & HOBBS DISTRIBUTOR

[TRISH@CELTICQUILTER.COM](mailto:TRISH@CELTICQUILTER.COM)      [WWW.CELTICQUILTER.COM](http://WWW.CELTICQUILTER.COM)

  
**Makin' Stitches**

Kathie Spargo  
 Owner

By Appointment Only

Contact Tel: 832-671-0696  
[dohamma@hotmail.com](mailto:dohamma@hotmail.com)

Quilting Services  
 Computer Guided  
 Edge to Edge  
 Custom  
 Binding  
 Free Motion  
 Machine Rentals

**VALERIE'S**  
**Thread Tales**

CUSTOM LONGARM QUILTING  
[ValeriesThreadTales.com](http://ValeriesThreadTales.com)    423.836.0654  
[ValeriesThreadTales@gmail.com](mailto:ValeriesThreadTales@gmail.com)

**MAGNOLIA MANOR  
 RETREAT**

LISA RENFROW



26250 RILEY ROAD  
 WALLER, TEXAS 77484  
 (936)-372-5801

[MAGNOLIARETREATS@GMAIL.COM](mailto:MAGNOLIARETREATS@GMAIL.COM)  
[WWW.MAGNOLIAMANORRETREAT.COM](http://WWW.MAGNOLIAMANORRETREAT.COM)

**Mel's Sewing Machine Service**

**Melvin Ballard**  
 Owner

**We Repair all Makes and  
 Models**  
 Sewing Machines  
 Sergers  
 Embroidery Machines  
 Industrial Machines

1923 Hamlin Valley Dr  
 Houston, Texas 77090  
 Phone: 713-515-4774  
 Fax: 281-444-1256  
[1melvin1@sbcglobal.net](mailto:1melvin1@sbcglobal.net)



Please support our great family of sponsors...we couldn't do this without them!

*Painted Pony 'n Quilts*

1015 S. Broadway, La Porte, Tx 77571

M-F 10am-5pm; Sat. 10am-4pm



**Perfect  
Mother's Day  
Gift**

Sterling silver  
**Quilter's Bell**

Exclusive only from  
Painted Pony 'n Quilts!

Visit us online:  
[www.ppnq.com](http://www.ppnq.com) ,

Facebook & Instagram

Contact us:

[ppnqstaff@ppnq.com](mailto:ppnqstaff@ppnq.com) or 281-471-5735



**Sandra Goldsby**

Ind. Future Executive Sr. Sales Director

14203 Decker Drive  
Magnolia, TX 77355  
281-356-7747

[sgoldsby@gmail.com](mailto:sgoldsby@gmail.com)  
[www.marykay.com/sgoldsby](http://www.marykay.com/sgoldsby)

MARY KAY

**Loft Supply**  
Delivering quality batting  
www.LoftSupply.com  
832.675.1143

Proudly serving quilters in North Houston!

Guild Delivery | Custom Delivery | Customer Pickup  
Become a preferred customer and receive discounts throughout the year!  
Follow us on Facebook for special promotions




**Handmade by Hart**  
Lisa Hart  
HandmadeByHart@gmail.com  
281-782-6020  
Hand dyed fabric, bamboo socks--infant through adult sizes and much more!

**h Honeysuckle Lane**  
QUILTING STUDIO, LLC

Longarm Quilt Machine Rentals  
Professional Quilting Services  
Tryce Beadle, Owner

11703 Spring Cypress Rd., Ste. D, Tomball  
346-236-4353 • [www.honeysucklelanequilting.com](http://www.honeysucklelanequilting.com)

**MagnaFingers™** Easily Pick Up and Release Pins, Needles, Fish Hooks, Paperclips, Screws, etc.  
Order online [www.MagnaFingers.com](http://www.MagnaFingers.com)



[Christine@MagnaFingers.com](mailto:Christine@MagnaFingers.com) • 832-978-5683 • Invented in Cy-Fair

For more information, please see or email Sharon Castillo at [sharoncastillo@gmail.com](mailto:sharoncastillo@gmail.com).



Advertising: \$25 per year for TCQG members; \$50 per year non-members. Please contact Lynn Loyd at [Lynn.Loyd@att.net](mailto:Lynn.Loyd@att.net)



<b>President</b>	Janet Winkler	tcqgpresident@gmail.com
<b>VP—Administration</b>	Cynthia Blossom	tcqgvpresidentadm@gmail.com
<b>VP—Financial Oversight</b>	Shari Stone	tcqgvpresidentfo@gmail.com
<b>Treasurer</b>	Ginny Hilton	tcqgtreasury@gmail.com
<b>Secretary</b>	Dawn Yates	tcqgsecretary@gmail.net
<b>Membership</b>	Becky Burkett	tcqgmembership@gmail.com
<b>Programs-Sr. Chair</b>	Sheila Kristynik	tcqgprograms@gmail.com
<b>Programs— Jr. Chair</b>		tcqgprograms@gmail.com
<b>Registered Agent- (Corp)</b>	Lynn Loyd	
<b>Board of Directors (Corp)</b>	Linda Love Mary Jane Sterbanz Charmaine Fritchey	
<b>Block of the Month</b>	Elaine Bullard	
<b>Blog</b>	Sharon Castillo	
<b>Publicity/Social Media</b>	SuZanne Gilbride	
<b>Charity Bee Chair</b>	Sharon Castillo	
<b>Quilt Show Chair</b>	Barbara Boone Debbie Kelton	
<b>Community Service</b>	Kathy Stoddard	
<b>Door Prizes</b>		
<b>Head Bee Keeper</b>	Charmaine Fritchey	
<b>Holiday Bash Chair</b>	Lisa Hart	
<b>Hospitality</b>	Marie Engelhart	
<b>Magazines</b>	Deborah Dodge	
<b>Newsletter</b>	Janice Toler	
<b>Property Management</b>	Karl Burkett	
<b>Storybook Quilts</b>	Sara Ballard	