



TCQG News

Serving Northwest Harris,
Montgomery & Waller
Counties, Texas

Volume 15 Issue 8

August 2020

From The President's Stash

Good day to you all,

Thank you to everyone who joined us for the July Guild meeting on zoom. It was so good to see familiar faces and have a sense of normalcy. We had very few glitches and, overall, it went very well. Next month, we will have another meeting via zoom, but this time we will also have a speaker. Thanks to Lisa Hart for arranging this.

I am pleased to announce a new chair position—Publicity/Social Media. Suzanne Gilbride, our guild photographer, has actually, been handling this position for quite some time. We are so glad SuZanne has agreed to take on the Publicity/Social Media Chair.

The efforts of all of you who have taken some of our charity bee quilts and completed them doing the longarm quilting is greatly appreciated. Your help allows our guild to continue suppling the charities we support beautiful quilts. We can always use more help, so if you are interested, please let me know (janet.wink@gmail.com) and we can deliver quilt tops with batting and backing, to your front porch.

I urge each of you to keep track of all of your volunteer hours. These are hours spent making face masks, calling to check on friends and neighbors during our quarantine, creating quilt tops for charity bee, longarming and binding quilts for charity bee, attending our guild meetings via zoom, etc., etc., etc. These hours should be reported to Becky Burkett, our Membership Chair, at tricountyguild@gmail.com.

While our inability to get together for meetings, bees, and workshops has gone on much longer than I ever expected, I hope we will be able to gather again safely in the near future. Until then, I look forward to seeing each of you at our next meeting via zoom, in August.

Sincerely,
Janet Winkler

Welcome to all Members!! Many of you put in volunteer hours each month but cannot always make a guild meeting, just email me at the guild's email address {tricountyguild@gmail.com} and let me know your hours so I can include those in our monthly report. Also, please...when signing in for the guild meeting, give yourself two (2) hours credit for participation plus any volunteer hours you have accumulated. **Becky Burkett**

Welcome New Member!
Margaret Beegle

Meetings begin promptly at 7pm, so we can adjourn on time. The front doors will be closed at 6:55, and the members will be asked to take their seats. This will allow the various committee heads & board members to get into the meeting on time. Come early so you have time to sign in, check out any raffles or upcoming workshops, visit the magazines, etc.

Inside this issue:

<i>President's Stash</i>	1
<i>Speakers, Workshops & Fun Stuff!</i>	2
<i>Show News</i>	3-6
<i>BOM</i>	7-8
<i>Tri-County's Fabulous Bees</i>	9
<i>Charity Bee & Community Service Bees</i>	10
<i>Shopping</i>	11-13
<i>Guild Officers & Committee Chairs</i>	14



August BOM

Meetings

Fairfield Baptist Church
27240 Highway 290
Cypress, Texas
On 290 westbound between Mueschke and Mason Roads
1st Tuesday of the month,
7pm-9pm
tricountyguild@gmail.com



In person meetings Cancelled out of concern for the Covid 19 Virus

From the Office of the Vice President (of Administration),

Want to be a part of the August Zoom general membership meeting? Send me a picture for Show and Tell! What have you been doing these past several months? Working on UFO's, making masks, working on boutique projects or working on plotting your next quilting masterpiece? Have someone take a pic of you with your project and send it to me and I'll cobble it into a PowerPoint presentation for the meeting on **Tuesday, August 4!**

Requirements (aren't there always?):

- 1) Be signed up for the Zoom meeting on **Tuesday, August 4**
- 2) Send me a picture(s)- Send to ceblsm@hotmail.com only. Indicate if someone else did the quilting so they get credit too.
- 3) Deadline to submit pictures is July 31, at Noon. Yes, High Noon!
- 4) Attend the meeting on August 4 and bask in the pleasure your pics bring to the group.

Want to participate in the meeting but are unsure of how to do it?? Email me at ceblsm@hotmail.com and I'll be happy to outline the steps or arrange a time to talk you through it. It's not difficult, but I know how leery some might be to download an app if you aren't comfortable with it.

Time to show off what we got, not to mention our summertime bods (just joking!)

Cynthia Blossom (aka Blue Boa lady)

VP-ADMIN



August Speaker - Teresa Duryea Wong

August 4, 2020 Zoom Meeting

Big Love: Texas Cotton & Quilts

From the rotunda of the state capitol in Austin, you can almost see some of the state's six million acres of cotton farms. Texas is the most concentrated cotton growing region in the world. Texas is also chock full of people who love to make and collect quilts. This lecture will illustrate the big love between these two worlds. We'll explore the 20th century masterpiece quilts made by Texas farm women and city folk, including the quilts from the epic Texas Quilt Search that hung in the rotunda of the Texas Capitol in 1986. We'll also study the beautiful modern and contemporary quilts being made in Texas today.

Speakers for September and October will be presented through Zoom.

Lisa Hart, Programs-Sr. Chair



QUILT SHOW 2020 – The Final Report

A heartfelt thank you to our guild and all the volunteers who were involved in the 2020 quilt show. The quilt show is a fun and exciting event and it takes a small army to pull it off!! Whether you donated time working the show, preparing for the show, advertising the show, planning the show... You are all very appreciated!!

A special thank you to Mary Brownlee for helping to lead this quilting army! Mary, as many of you know, is a wonderful organizer, planner, delegator...leader! I have really enjoyed working with her and feel like we made a good team.

Looking back at how close we were to the pandemic closures, we are so very grateful that our show was held the first weekend in March and was very successful. Our hearts go out to the guilds who had to cancel their shows, although with good reason.

I hope you all had a great time and will look forward to helping with the next quilt show in 2022.

Final numbers for the 2020 quilt show are in and the major categories are as listed. We made a profit of \$15,991.29. This money goes to supporting all the functions of our guild, mainly the cost of our monthly speakers and workshops (which we will start up as soon as possible).

Shari Stone



ACCOUNT	INCOME	EXPENSES	TOTAL
Raffle Quilt Ticket Sales	\$ 6,440.80	\$ 1,700.25	\$ 4,740.55
Vendor Rental (36 vendors, 55 booths)	16,650.00	173.09	16,476.91
Quilt Entry Fees (221 quilts hung at show)	1,195.00	0	1,195.00
Program Advertising	750.00	0	750.00
Silent Auction (6 quilts)	935.00	0	935.00
Admissions (approx. 1160)	11,570.85	48.41	11,522.44
Boutique	4,194.00	431.08	3,762.92
Emporium (extra storage unit expense was high)	4,988.00	3,232.55	1,755.45
Tin Can Raffle	3,613.80	129.94	3,483.86

ACCOUNT	INCOME	EXPENSE	TOTAL
Volunteer Admissions	\$ 1,011.60	\$ 1.66	\$ 1,009.94
Donations	414.00	0	414.00
Operational	0	3,018.89	-3,018.89
Judges (we had 4 judges)	0	3,339.45	-3,339.45
Ribbons (awarded 1 st -61, 2 nd -49, 3 rd -32, HM-27)	0	450.00	- 450.00
Phoenix Design	150.00	5,320.38	-5,170.38
Berry Center	0	18,076.06	-18,076.06
TOTALS	\$ 51,913.05	\$ 33,696.22	

Historical Financial Data for Quilt Show



2016	2018	2020
\$14,091	\$11,248	\$15,991



It was great to see so many people on the quilt guild meeting earlier this month! Hopefully many of you can now put a name to the faces is Barbara Boone and Debbie Kelton- aka your 2022 quilt show chairs.

The raffle quilt is almost ready to be quilted; I can't wait to show it to everyone and am hoping that will get to happen in person when we show it off for the first time in December. In the meantime, I wanted to highlight a couple of positions where we are looking for volunteers - publicity and emporium. For the emporium lead, there isn't much to be done this early in the stage but it would be great to get that position filled so the individual can begin thinking about how to collect and organize donations for it.

The publicity position is also available. This is a perfect position for anyone who wants to get involved but needs a flexible schedule to work on things ahead of time. By the time we get to the show, the publicity chair can sit back, relax and just enjoy the quilts! If you are interested in chairing or assisting with either of these positions, please let me know at tcqg2022show@gmail.com.

Barbara Boone

Quilt Show Chair

tcqg2022show@gmail.com



Quilt Boutique

We have been working hard as a committee to bring you fun and exciting new projects to be sold at our 2022 show. Currently we will be continuing to do virtual boutique project workshops. Please watch your email for the video link and any updates. Thank you for your continued support and help making the 2022 quilt show a success.

We hope you will join us.

If you have questions call, text or email:

Mindy Danforth- 630-251-2321, Mjdanforth@sbcglobal.net

Vicki Tate- 832-515-3139, Vickitatie@live.com



Check out this **You Tube** video where Deby Dodge explains how to construct the Jar Grippers!
Search Quilt Boutique Virtual Workshop June 2020-Jar Grippers



The MELLOW YELLOW quilt block came about in a funny way. I was browsing Pinterest and a lady posted a picture of a block that she had sewn incorrectly, but it turned out pretty cool. I don't even know what it was originally supposed to look like. I did not have a pattern, so I decided to experiment and came up with this. I started out calling it the double bow tie, then my husband said he saw Sulphur butterflies and I finally settled on Mellow Yellow. Don't ask me why. You can call yours whatever you like.

This easy quilt block consists of 8 rectangles with a square sewed on each end. Pretty simple, right?

Cutting Instructions: (Pieces already cut in your packet)

Black Print – Cut four 6 ½" x 3 ½" rectangles

Gray Print – Cut four 6 ½" x 3 ½" rectangles

Cut four 3 ½" squares

Yellow Print – Cut four 3 ½" squares

LET'S GO PIECE THIS BLOCK! All seams are a scant ¼".



Finished size 12" x 12"

First – (1) On the four gray 3 ½" squares, draw a diagonal line from corner to corner. Place the gray 3 ½" squares on one end of the black 3 ½" x 6 ½" rectangles. Note the direction of the diagonal line shown below. **(2)** Stitch on the line and trim the seam to ¼". **(3)** Press the seam toward the black fabric.

(1)



(2)



(3)



Second – (1) On the four yellow 3 ½" squares, draw a diagonal line from corner to corner. Place the yellow 3 ½" squares on one end of the gray 3 ½" x 6 ½" rectangles. Note the direction of the diagonal line shown below. The direction of the diagonal line is opposite of the one stitched above. **(2)** Stitch on the line and trim the seam to ¼". **(3)** Press the seam toward the yellow fabric.

(1)



(2)



(3)






Third – Lay out all of the rectangles in the order shown.




Fourth – (1) Stitch the top row together using a scant $\frac{1}{4}$ " seam and making sure to match the seams. If you pressed your seams in the direction stated above, they should nest together nicely. **Note:** If you put a drop of Elmer's School Glue where you are matching your seams and using a dry iron press it, it will stay in place while you stitch and not slip like it might with pins. Press all the seams to the left. (2) Stitch the bottom row together using a scant $\frac{1}{4}$ " seam and making sure to match the seams. These seams should nest together also. Press all the seams to the right.

(1)



(2)



Last, sew the top row to the bottom row using a scant $\frac{1}{4}$ " seam, matching the seams and press seam open to reduce bulk. Your block should measure 12 $\frac{1}{2}$ " unfinished.

HAPPY QUILTING!



ATTENTION: Since we have not been able to meet in a while, the last 3 month's kits, along with this month's kits, will be delivered to Quilters Crossing in Tomball for you to stop by and pick up. When you do this, also turn in the blocks you have already sewn since January.



Tri-County's Fabulous Bees

Remember: you must be a paid member to participate in our Bees.



Barbara Clark, Queen Bee

Our Bees create a strong sense of a quilting community within the guild. Consider becoming a Beekeeper! Organize your bee, find a location, contact Queen Bee Barbara Clark bclark448@sbcglobal.net to let her know, and go from there! If your bee does something unique, contact Janice Toler so she can recognize your bee in the newsletter.



BEE Czars: Meets the 3rd Monday from 5PM-8PM at Quilters Crossing. We choose projects as a group or work on our UFO's. We usually go on two retreats a year. If you are interested in joining this be please call to be put on a waiting list.

Ann Keilers 832-515-1081 or Marian Page 281-797-3014.



Chicks With Feathers

Sarah Yuhr-Beekeeper (sarah_hoffpauir@yahoo.com) These are quilters who love their Featherweight machines. They meet at Quilter's Crossing on the first Thursday of the month from 2-5. Contact Sarah if you are interested in this bee.



Day Strippers: Barbara Clark, BeeKeeper. bclark448@sbcglobal.net Daystrippers is the only bee that has been with TCQG since its beginning. It meets at Cypress Crossing Christian Church on the second Friday of each month from 10 - 2. They work on personal projects and occasionally go on retreats and to quilt shows together. There are currently no openings in this bee. However, you can contact beekeeper, Barbara Clark to be put on a waiting list. New members have been moving in through the list!



Quilter's Dozen: Charmaine Fritchey Beekeeper. cfritchey@gmail.com. Meets the 2nd Thursday at Quilters Crossing from 10-2:30. We have great times together! We have openings for 3 members.



We Bee Quilters: Nancy Terlikoski Co Beekeeper. Nancy_terlikoski@sbcglobal.net. Sarah Ballard, Co beekeeper- mballard11@comcast.net Meets the 2nd and 4th Wednesday of each month at Quilters Crossing from 1-4 PM. This bee is a group of quilters who just want to enjoy spending time doing what we love with fellow quilters. We work on our own projects, group projects, exchanges. Anyone who would like to join us is welcome!



Quilts for Soldiers' Families: Meets the 2nd Tuesday of each month at Quilters Crossing.
Contact Marian Page for more information.



Charity Bee meets the 4th Wednesday at Cypress Crossing Christian Church from 9:30am to 1:30pm.
Sharon Castillo

August Birthdays, Special Events, Recognitions, Sympathies

August 1-Pamela Jackson; August 2- Debbie Spoelker; August 6-Phyllis Behrend, Linda Weeks; August 7-Barbara Thieme, Teresa Wavra; August 8-Barbara Garcia; August 9-Mickey Garcia; August 10-Darby Albers, Brenda Clark; August 11-Kathryn Archer, Carolyn Watkins; August 13-Jane Hancock, Kari Souchuk; August 16-Lee Icenhower, August 17-Lane Devereux, Rosann Allen; August 18- Regene Allen, Angelette Jakobsen, Peggy Wheeler; August 21- Mary Bowers, Mary Willyerd; August 22-Linda Love; August 23-Vicki Bland; August 24- Patricia Swift; August 26-Jill Bedford, Claire Engelhardt; August 27-Georgia Peplaski; August 28-Margaret DiCarlo, Susan Siegel; August 29-Mary Ann Coleman, Jennifer Dupuis, Deborah Woolley



Please support our great family of sponsors ... We couldn't do this without them!

CabinQuilter Custom Quilting
Diane Anderson
Award-Winning Longarm Quilter

www.cabinquilter.com
diane@cabinquilter.com

Georgetown, Texas
713-817-0279

SHADYWOOD QUILTS

Betty Baker
Professional Machine Quilting

17412 Bobcat Trail
Cypress, Texas 77429
(NW Houston)

P. ((281) 250-5991
Info@ShadywoodQuilts.com
www.ShadywoodQuilts.com

STACY DONG

832.392.3625
quilterscabinTX@gmail.com

23101 Petrich Ln,
Tomball, 77377 TX

www.quilterscabin.com

quilterscabinretreat.blogspot.com [@quilterscabin](https://www.facebook.com/quilterscabin) [@quilterscabinretreat](https://www.instagram.com/quilterscabinretreat)



LONGARMRENTAL.COM



NOLTING ~ 713 • 203 • 6259

HOBBS & BAIR, INC.
Tax Preparation * IRS Audits * Accounting & Bookkeeping

17515 Spring Cypress, Ste. C-Box 160
Cypress, TX 77429
Phone: 832-349-5105
Fax: 734-749-0750
Jkklevorn@taxlady7.com

J. K. KLEVORN
Enrolled Agent

1-877-764-1271 Texas and Michigan

S. Lori Richter
Quilts & Creations
Long Arm Quilting Services

SLRQuilts.com
Lori@slrquilts.com

512-636-5203
10223 Hedge Way Dr.
Houston, TX 77065



Please support our great family of sponsors...we couldn't do this without them!

Quilters Crossing, LLC
Fabric, Notions, Classes
Quilting Services

Gloyer Pharmacy Plaza
1006 West Main Street
Tomball, TX 77375

phone: (281) 516-7515

owner: Deb Morley

website:
www.quilterscrossingtx.com

email:
quilterscrossing@att.net

 **the Celtic Quilter**
PATRICIA LOPES
12422 Bent Pine Drive
Cypress, Texas 77429
713-203-6259

PROFESSIONAL LONGARM
QUILTING SERVICES
T-SHIRT QUILTS - MEMORY QUILTS - EMBROIDERY
SUPPLIER OF SUPERIOR THREADS

AUTHORIZED NOTTING DEALER & HOBBS DISTRIBUTOR

TRISH@CELTICQUILTER.COM WWW.CELTICQUILTER.COM


Makin' Stitches

Kathie Spargo
Owner

By Appointment Only

Contact Tel: 832-671-0696
dohamamma@hotmail.com

Quilting Services
Computer Guided
Edge to Edge
Custom
Binding
Free Motion
Machine Rentals

VALERIE'S
Thread Tales

CUSTOM LONGARM QUILTING
ValeriesThreadTales.com 423.836.0654
ValeriesThreadTales@gmail.com

**MAGNOLIA MANOR
RETREAT**

LISA RENFROW



26250 RILEY ROAD
WALLER, TEXAS 77484
(936)-372-5801

MAGNOLIARETREATS@GMAIL.COM
WWW.MAGNOLIAMANORRETREAT.COM

Mel's Sewing Machine Service

Melvin Ballard

Owner

**We Repair all Makes and
Models**

Sewing Machines
Sergers
Embroidery Machines
Industrial Machines

1923 Hamlin Valley Dr
Houston, Texas 77090
Phone: 713-515-4774
Fax: 281-444-1256

1melvin1@sbcglobal.net



Please support our great family of sponsors...we couldn't do this without them!

Painted Pony 'n Quilts

1015 S. Broadway, La Porte, Tx 77571

M-F 10am-5pm; Sat. 10am-4pm



**Perfect
Mother's Day
Gift**

Sterling silver
Quilter's Bell

Exclusive only from
Painted Pony 'n Quilts!

Visit us online:

www.ppnq.com,

Facebook & Instagram

Contact us:

ppnqstaff@ppnq.com or 281-471-5735



Handmade by Hart

Lisa Hart

HandmadeByHart@gmail.com

281-782-6020

Hand dyed fabric, bamboo
socks—infant through adult
sizes and much more!



Sandra Goldsby

Ind. Future Executive Sr. Sales Director

14203 Decker Drive
Magnolia, TX 77355
281-356-7747

sgoldsby@gmail.com
www.marykay.com/sgoldsby

MARY KAY

Loft Supply

Delivering quality batting

www.LoftSupply.com
832.675.1143

Proudly serving quilters
in North Houston!

Guild Delivery | Custom Delivery | Customer Pickup

Become a preferred customer and receive discounts throughout the year!

Follow us on Facebook for special promotions



Honeysuckle Lane
QUILTING STUDIO, LLC

Longarm Quilt Machine Rentals

Professional Quilting Services

Tryce Beadle, Owner




11703 Spring Cypress Rd., Ste. D, Tomball
346-236-4353 • www.honeysucklelanequilting.com

MagnaFingers™

**Easily Pick Up and Release Pins,
Needles, Fish Hooks, Paperclips,
Screws, etc.**

Order online www.MagnaFingers.com



Use with your
telescoping tool
for extended
reach!

Christine@MagnaFingers.com • 832-978-5683 • Invented in Cy-Fair

For more information, please see or email Sharon Castillo at sharonfcastillo@gmail.com.



Advertising: \$25 per year for TCQG members; \$50 per year non-members. Please contact Lynn Loyd at Lynn.Loyd@att.net



President	Janet Winkler	281-373-3434	janet.wink@gmail.com
VP—Administration	Cynthia Blossom	281-304-0979	ceblsm@hotmail.com
VP—Financial Oversight	Sharon Castillo	713-828-0861	sharonfcastillo@gmail.com
Treasurer	Shelly Wiggins	832-338-4079	wiggisa@hotmail.com
Secretary	Shari Stone	713-702-9724	slstone@swbell.net
Membership	Becky Burkett	281-923-4786	tricountyguild@gmail.com
Programs-Sr. Chair	Lisa Hart	281-782-6020	quickhound@gmail.com
Programs— Jr. Chair	Sheila Kristynik	713-515-3485	sheilakristynik2018@gmail.com
Registered Agent- (Corp)	Lynn Loyd	803-317-5443	lynn.loyd@att.net
Board of Directors (Corp)	Linda Love	281-351-8953	L.hlove@yahoo.com
	Mary Jane Sterbanz	713-822-3020	rsterbanz@att.net
	Charmaine Fritchey	281-221-1716	cfritchey@gmail.com
Block of the Month	Catherine Holliday	281-753-3340	catherineholliday25@yahoo.com
Blog	Sharon Castillo	713-828-0861	sharonfcastillo@gmail.com
Publicity/Social Media	SuZanne Gilbride	281-799-0969	gilbride@entouch.net
Charity Bee Chair	Sharon Castillo	713-828-0861	sharonfcastillo@gmail.com
Quilt Show Chair	Barbara Boone	713-870-5772	tcqg2020show@gmail.com
	Debbie Kelton	805-760-0490	kelton0123@gmail.com
Community Service	Charla Reese	281-787-9868	charla361@yahoo.com
Hugs	Bobbi Miller	720-985-3201	bmiller576@gmail.com
Door Prizes	Buina Collins	832-475-0346	kobuina1979@yahoo.com
Head Bee Keeper	Barbara Clark	281-793-0816	bclark448@sbcglobal.net
Holiday Bash Chair	Lisa Hart	281-782-6020	quickhound@gmail.com
Hospitality	Anna Church	832-622-0887	anna_church@yahoo.com
	Georgia Maynard	406-370-8966	k50j49@gmail. Com
	Vicki Brown	713-208-0748	vannbrown1976@gmail.com
	Peggy Wheeler	281-547-8319	pjwhee@aol.com
Magazines	Deborah Dodge	713-862-8365	dodged@flash.net
Newsletter	Janice Toler	281-727-8140	Janice.toler@gmail.com
Property Management	Karl Burkett	713-494-6808	Burkett@rice.edu
	Martha Alderson	281-213-4536	martha_alderon68@yahoo.com
Storybook Quilts	Sara Ballard	713-515-5670	mballard11@comcast.net