



TCQG News

Serving Northwest Harris,
Montgomery & Waller
Counties, Texas

Volume 16 Issue 8

August 2021

From The President's Stash



I am so happy to let everyone know that our August guild meeting will be "in person" at Fairfield Baptist Church on August 3 at 7:00 pm. Let's celebrate getting together once again.

Our raffle quilt for the 2022 Quilt Show will be on display and tickets for the raffle will be available. Our speaker, Karen Overton, will present a workshop the following day at Quilters Crossing. We have been unable to meet for over a year and a half so please plan to attend. Because we will have so much to catch up on, we are going to limit Show and Tell to 20 quilts. Cynthia Blossom, our Show and Tell guru, will pass along more information about this via email. Also, bring any quilts you wish to donate to Charity Bee.

We will also be collecting items for Open Gym, Quilters Treasure Aisle, Tin Can Raffle, and Door Prizes. Please open and read any emails you receive from the guild in the next few weeks. We'll be sharing quite a bit of information prior to the meeting. What a great way to finish the summer. I look forward to seeing everyone.

Hope to see everyone in August.

Janet Winkler

Inside this issue:

President's Stash	1
Show and Tell	2-3
Next Show and Tell	4
<i>Speakers, Workshops & Fun Stuff!</i>	5-6
Show News	7-8
BOM	9-10
Other Quilt Shows	11-13
Tri-County's Fabulous Bees	14
Charity Bee, Community Service	15-16
Shopping	18-20
Guild Officers & Committee Chairs	21



August BOM

Welcome to all Members!! Many of you put in volunteer hours each month but cannot always make a guild meeting, just email me at the guild's email address {tricityguild@gmail.com} and let me know your hours so I can include those in our monthly report. Also, please...when signing in for the guild meeting, give yourself two (2) hours credit for participation plus any volunteer hours you have accumulated. Becky Burkett

Welcome New Member!


Ginger Tolar

Meetings begin promptly at 7pm, so we can adjourn on time. The front doors will be closed at 6:55, and the members will be asked to take their seats. This will allow the various committee heads & board members to get into the meeting on time. Come early so you have time to sign in, check out any raffles or upcoming workshops, visit the magazines, etc.

Meetings

Fairfield Baptist Church
27240 Highway 290
Cypress, Texas
On 290 westbound between Mueschke and Mason Roads
1st Tuesday of the month,
7pm-9pm
tricityguild@gmail.com







From the Vice President

WOW! We're finally going to start meeting in person again!!! Mark your calendars for Tuesday, August 3rd.

Due to an anticipated longer than normal business meeting as we play catch up, we are going to modify the Show N Tell segment this month. With a limit of 20 pieces, we will be doing a pre-meeting sign up sheet. To maximize the number of members showing their work, you will be limited to 1 item.

This is a one time, one off, first come, first served deal! Email me – ceblsm@hotmail.com to be included on the list! I will respond to all emails, letting you know the status of your request.

I'm looking forward to seeing everyone again at the meetings.

Cynthia Blossom



August 3—Karen Overton



Karen E Overton

I love to ramble, and I dearly love to quilt, so I'm a self-proclaimed quilt Rambler with the gift of gab and the glee of show and tell.



Design

My focus is on pattern designing, offering quilters fully illustrated, detailed, clear and precise instructions in an easy to read format.

August 4th Workshop

Table Runner “Never Alone”

There will be a pattern (\$11.50) and a ruler, The Tucker Trimmer I (\$23.50) recommended for the class. Karen also, has Fabric Kits that will be available for \$85. If anyone would like to pre-order and have the items shipped, please email karen@thequiltrambler.com and tell her you are with Tri-County and your shipping will be FREE.

The Workshop will be held at Quilter’s Crossing 9:30 am—3 pm, Wednesday, August 4th. IF you are interested in attending, please send your \$35 to Sheila Kristynik , 13730 Bonaventure Dr. Houston, Texas 77065. Checks need to be made out to Tri-County Quilt Guild or just TCQG. Any questions, please feel free to call Sheila at 713-515-3485.

More information will be sent after you sign up.




Supply List and Cutting Instructions
 Karen E Overton, Studio 180 Design Certified Instructor
karen@thequiltrambler.com

**Table Runner
 Fabric Requirements**

- Fabric A:** Fat Quarter (small triangles)
- Fabric B:** Background - ½ yard
- Fabric C:** Fat Quarter (lt blue)
- Fabric D:** Fat Quarter (med blue)
- Fabric E:** ½ yard (dk blue)

Finished size 20" x 44"






Never Alone
Supply List and Cutting Instructions
 Karen E Overton, Studio 180 Design Certified Instructor
karen@thequiltrambler.com

General Supplies Required
Never Alone Pattern by The Quilt Rambler #TQR015
Tucker Trimmer I®, **Quilter's Magic Wand®** by Studio 180 Design
 Marking Pencil, General Sewing Tools, Notions

Fabric Requirements


- Fabric A:** 1 yard (small triangles)
- Fabric B:** Background - 2¼ yards
- Fabric C:** ¾ yard (lt blue)
- Fabric D:** 1 yard (dk blue)
- Fabric E:** 1½ yards (orange)

Finished size 58" x 70"





September 7—Nance Prince



Nancy Prince, an award winning quilt artist from Orlando, FL, specializes in thread painting. She has authored two books, has appeared on The Quilt Show with Alex Anderson and her quilts have appeared in numerous magazines. Nancy's quilts have won numerous awards the most prestigious being the 2014 Best of Show at the International Quilt Festival in Houston the 2015 Best of World Show at Mancuso's Quilt World in New England and the Marie White Masterpiece award at Road to California. Her quilts have also won 8 other Best of Show awards at other events and 20 Viewers' Choice awards throughout the years. Other awards include Best Pictorial, Artistic Merit and Best Wall Quilt just to name a few. In addition to onsite workshops and lectures Nancy now offers virtual workshops to shows and guilds and @Home with Nancy which are Open Enrollment workshops that anyone can sign up for.

Workshop Description: This workshop briefly introduces you to both thread painting and thread sketching. A preprinted design easily guides you through each step to assure your success right from the start. You will be amazed how a straight and zigzag stitch creates magic right before your eyes. All aspects of each design are demoed via camera and projector so it is almost like having a private lesson with me. So come see how easy the process is and how much fun creating designs in thread can be. !



More information email tcqgprograms@gmail.com

Sheila Kristynik



2022 Kaleidoscope of Colors

Your quilt show chairs are excited to get to see all of you in person in August! We are looking for individuals who are willing, ready, and able to take the raffle quilt to various quilt shops in the area. If you have any traveling plans that include going to a shop, this is a great way to help out the show. To sign up, go to <https://tricountyquiltguild.org/> and click on the link for "opportunity quilt" on the right-hand side. Alternatively, you can also contact Janice Toler directly at Janice.toler@gmail.com.

We also have plenty of open booth space available for vendors at the show. If you have a side business and would like a booth or are interested in more information, please go to <https://tricountyquiltguild.org/> and click on "vendor opportunity" on the side menu. This will route an email directly to Sheila who will get back in touch with you.

In the meantime, we are always looking for baskets to hold items for Tin Can Raffle so if you have any you can donate to the cause, please bring them to any guild meeting and we will put them to good use.

Barbara Boone & Debbie Kelton

Membership News

QUILT SHOW RULES: Entrant must be a member in good standing (dues paid) of TCQG BY THE OCTOBER meeting before the show, which is October 7, 2021. If mailed, must be received by October 10, 2021.

This means that you will need to renew your membership by the October meeting. We currently have 260 members. If everyone tries to renew at once, there will be congestion and confusion. Because of this, I will start pushing renewals in SEPTEMBER!! Please renew early and void the rush!

Becky Burkett

Membership Chair



Quilters' Treasure Aisle Donations

Donations can be delivered to Fairfield Baptist Church at our regular guild meeting on the first Tuesday of each month between 6:15 pm and 7:00 pm. Please be mindful that all donations **must be quilting/sewing/embroidery related.**

Items will be considered based on condition:

- Sewing machines
- Sergers
- Embroidery machines

All items sold at the Quilters' Treasure Aisle resale shop are expected to be in good condition and ready to be used upon purchase. Items needed include:

- Quilting fabric

- Batting

- Notions (needles, pins, thread, rulers, etc.)

- Original quilting patterns

- Sewing furniture

- Storage bins

- Stash fabric consisting of pre-cut squares, sashing and under fat quarter size

- Sewing/quilting/embroidery books

These are not all-inclusive lists. They will be modified as needed.

Please call Sharon Castillo at 713.828.0861 or email her at sharonfcastillo@gmail.com.



August 2021 BOM Tri County Quilt Guild Strip Tube Block

You know the saying, “You make plans and God laughs?” That’s my life right now. It’s all good, but I’m having some unexpected surgery on my right hand and needed fast and easy blocks for August and September so I could create the blocks and get the directions typed up quickly before my hand is immobilized.

The August block is so quick and easy AND you should be able to make two blocks from the strip tube you’ll create, so please make two if you can. Otherwise, return the leftover strip tube and I’ll get them made up in September when my hand is healed.

Cut:

Cream—1 strip 2-3/4” by WOF

Rose—1 strip 2-3/4” by WOF

Floral—1 strip 5” by WOF



Directions:

Sew the two 2-3/4” X WOF strips right sides together along one long side. Press to set the seam and then press toward the rose fabric. You should have a strip that’s 5” X WOF. Lay the 5” floral strip on top of the two color strip right sides together and sew along BOTH long sides. You now have a strip tube!

You can use a Strip Tube Ruler, a speciality HST trimming ruler, or a square quilting ruler. I have used a 6-1/2” square ruler and the HST ruler. On a specialty ruler, put the dashed 6-1/2” line on one stitching line on the floral fabric as shown. The pointed end of the ruler should be about at the other stitching line of the floral fabric. Make sure your ruler is completely on the fabric and not on the selvage. Cut along both angled sides of the ruler. Do NOT cut along the stitched side. Rotate your ruler and using the previous cut line, line up your ruler the same way and cut another triangle (upside down). There should be no wasted fabric from cut to cut.


You may want to rotate your fabric around for easier cutting or use a rotating mat. If you start close to the selvage, you should be able to cut triangles which will be enough for two blocks.





When using a 6-1/2" square ruler for this block, I put masking tape on the 45 degree line and I'm using the two sides marked with the extra 1/2". The masking tape is just to make it easier to see. The 45 degree line is placed on the stitching line of the floral fabric. You can always check YouTube for help with strip tubes.

You should have blocks where the pieced side shows two color patterns.



The cream fabric is in the middle on some blocks and there will be an equal number of blocks where the rose fabric is in the middle when you open up the strip tube pieces you've cut.

Set your long seam and press toward the floral fabric when the cream fabric is next to the floral. Press toward the rose fabric if it is next to the floral.



Arrange four blocks as shown.

Sew the top row together and press your seam to the left.

Sew the bottom row together and press your seam to the right,

Sew the two rows together and press the seam to row one.



Give the block a good press and trim to 12 1/2" square.

You are finished!

You are now finished!

If you would, please return the plastic bag your block kit came in so we can reuse it. If you have any questions or comments, please contact me at 918-808-2667 or elainebullard53@yahoo.com.

Thank you for participating in Block of the Month.

Elaine Bullard

2021 BOM Chairperson



July 30-31, 2021

Theme: Quilty Pleasures Quilt Show

Presented by Common Threads Quilt Guild

Where:

Gainsville Texas

Information:

<https://gainsvillecommonthreads.com/>

August 19-21, 2021

Theme: Sing your Song in Fabric

Presented by Quilters Guild of Arlington

Where:

Irving Convention Center as Las Colinas

Information:

<https://qgoa.org/quilt-show/>

September 10-11, 2021

Theme: 34th Annual Quilt Show

Presented by Creative Memories Quilt Guild

Where:

Caldwell Civic Center, 103 TX-21 Caldwell, TX 77836

Information:

<https://www.facebook.com/events/169847545087836>

September 24-25, 2021

Theme: Quilting in the Falls

Presented by Red River's Quilters Guild

Where:

MPEC

1000 5th St., Wichita Falls, TX

Information:



September 24-25, 2021

Theme: Memories in the Making

Presented by Quilt Guild of Greater Victoria

Where:

Holy Family Church, Victoria, Texas

Information:

<https://www.facebook.com/Victoria-2021-Quilt-Show-Memories-In-The-Making-104076734288625/>

October 1-2, 2021

Theme: Historic Montgomery Quilt Walk

Where:

Montgomery , Texas

Information:

<http://www.montgomeryquiltwalk.com/>

October 8-9, 2021

Theme: Quilt Plano 2021

Presented by Quilter's Guild of Plano

Where:

Plano Event Center

Plano, TX

Information:

<https://www.qgplano.org/quilt-show/plano-quilt-show/>

October 28—31, 2021


International Quilt Festival Houston

Where:

George R. Brown Convention Center

Information:

<https://www.quilts.com/>



KNIGHTS OF COLUMBUS
12th ANNUAL BENEFIT
QUILT SHOW
SATURDAY, NOVEMBER 13,
2021 10am >>7pm
At the COLUMBUS HALL
22892 Mack Washington Lane,
Hempstead, TX

VENDORS INVITED

- Scentsy Carolee
- The Scissors Guy
- Cowgirl Quilt Shop
- Stitches of Bleau
- Cyrilla's Artistic Crochet
- Spoiled Quilter
- Texas Quilt Barn
- Gray Rooster Woodshop
- Modern Vintage Quilting
- Stella and Lace
- Mystic Angels Creations
- Sew Simple Quilting
- The Quilting Escape
- Patty's Pretty Creations
- ZAL & M Farms
- Quilting Ironing Boards
- Heaven in Mind
- Loft Supply
- Flowers 2 Fabric
- The Needle & Hatchet
- Handmade by Hart



KNIGHTS OF COLUMBUS 12TH ANNUAL BENEFIT



QUILT SHOW

SATURDAY, NOVEMBER 13, 2021 10am >>7pm
At the COLUMBUS HALL, Hempstead, Texas

Featuring the QUILT RAMBLER



KAREN E OVERTON

KAREN: I love to ramble, and I dearly love to quilt, so I'm a self-proclaimed quilt rambler with the gift of gab and the glee of show and tell. My mission is to Design, Inspire, and Teach.

WIN Enter a Quilt **WIN** 15 categories **WIN** Open to all

Deadline for **Quilt Entry** in the Show is **Nov 8, 2021**

Enter quilts at the website below, or contact

Lea Ann Franklin at KCQuiltShow@gmail.com

FOR MORE INFORMATION ABOUT THE SHOW:

Jack Gibbs, Knights of Columbus representative
 At jackgibbs@gmail.com or **713-816-1923** or

Sarah Yuhr, Quilt Show chief executive
 At sarah@sewmuchcharm.com or **832.331.3630**

FACEBOOK:

[@kccharityquiltshow](https://www.facebook.com/kccharityquiltshow)

WEBSITE:

sites.google.com/view/kchempsteadquiltshow

SCAN TO VISIT WEBSITE:



SCAN ME



Tri-County's Fabulous Bees



Remember: you must be a paid member to participate in our Bees.

Our Bees create a strong sense of a quilting community within the guild. Consider becoming a Beekeeper! Organize your bee, find a location, contact Queen Bee Charmaine Fritchey to let her know, and go from there! If your bee does something unique, contact Janice Toler so she can recognize your bee in the newsletter.

Charmaine Fritchey
Queen Bee



BEE Czars: Meets the 3rd Monday from 5PM-8PM at Quilters Crossing. We choose projects as a group or work on our UFO's. We usually go on two retreats a year. If you are interested in joining this be please call to be put on a waiting list.

Ann Keilers 832-515-1081 or Marian Page 281-797-3014.



Chicks With Feathers

Sarah Yuhr-Beekeeper (sarah_hoffpauir@yahoo.com) These are quilters who love their Featherweight machines. They meet at Quilter's Crossing on the first Thursday of the month from 2-5. Contact Sarah if you are interested in this bee.



Day Strippers: Barbara Clark, BeeKeeper. bclark448@sbcglobal.net Daystrippers is the only bee that has been with TCQG since its beginning. It meets at Cypress Crossing Christian Church on the second Friday of each month from 10 - 2. They work on personal projects and occasionally go on retreats and to quilt shows together. There are currently no openings in this bee. However, you can contact beekeeper, Barbara Clark to be put on a waiting list. New members have been moving in through the list!



Quilter's Dozen: Charmaine Fritchey Beekeeper. cfritchey@gmail.com. Meets the 2nd Thursday at Quilters Crossing from 10-2:30. We have great times together! We have openings for 3 members.



We Bee Quilters: Nancy Terlikoski Co Beekeeper. Nancy_terlikoski@sbcglobal.net. Sarah Ballard, Co beekeeper- mballard11@comcast.net Meets the 2nd and 4th Wednesday of each month at Quilters Crossing from 1-4 PM. This bee is a group of quilters who just want to enjoy spending time doing what we love with fellow quilters. We work on our own projects, group projects, exchanges. Anyone who would like to join us is welcome!



Cypress Crossing Christian Church
15751 Cypress Rosehill Rd, Cypress, TX 77429
9:30 am to 2:30 pm
Sharon Castillo – 713.828.0861



Ongoing needs for Charity Bee....

- Flannel yardage for the HUGS we donate.
- Blending fabric for BOM (white, white-on-white, beige, etc.)
- New standard size for our baby quilts (minimum 36”x36” square to lap quilt size.)
- Men’s quilts; both tops and finished quilts.
- All fabric must be returned from a quilt bundle (finished quilt and all scraps)
- Please include a seven inch square of backing fabric attached to a donated finished quilt.

CHRISTMAS IS JUST AROUND THE CORNER

The stocking kits have been distributed and now it's time to start planning for stocking stuffers. The wishlists will be coming out in the next couple of months. More to come!!!



Smile for Your Guild

Did you know that you can help our guild everytime you shop with Amazon? Just make Tri-County Quilt Guild your designated charity and our guild receives a percentage of the amount you spend with Amazon. What's even better is that it is so easy to do.

To set up an Amazon Smile Account to contribute to Tri-County

1. Visit smile.amazon.com
2. Sign in with you Amazon.com credentials
3. Choose Tri-County Quilt Guild
4. Select our charity
5. Start shopping



Amazon shopping app

1. Turn on AmazonSmile in the Amazon Shopping app
2. Make sure you've signed up for AmazonSmile
4. Do load or update the latest version of the Amazon Shopping app for iOS or Android.
5. Open the app and find " Settings" in the main menu
6. Tap on "AmazonSmile" and follow the on-screen instructions to turn n AmazonSmile in the app.

August Birthdays, Special Events, Recognitions, Sympathies



Albers	Darby	10 Aug
Allen	Regene	18 Aug
Bedford	Jill	26 Aug
Bowers	Mary	21 Aug
Coleman	Mary Ann	29 Aug

Devereux	Lane	17 Aug
DiCarlo	Margaret	28 Aug
Donald	Deborah	16 Aug
Engelhardt	Claire	26 Aug
Garcia	Barbara	08 Aug
Gilbert	Rosann	17 Aug
Hancock	Jane	13 Aug
Jackson	Pamela	01 Aug
Love	Linda	22 Aug
Patrick	Donna	24 Aug


Siegel	Susan	28 Aug
Spoelker	Debbie	02 Aug
Swift	Patricia	24 Aug
Thieme	Barbara	07 Aug
Watkins	Carolyn	11 Aug
Wavra	Teresa	07 Aug
Wheeler	Peggy	18 Aug
Willyerd	Mary	21 Aug
Woolley	Deborah	29 Aug
Wyatt	Lavena	04 Aug



Door Prize Chair Needed

Now that we will be meeting in person, again, our guild really needs a Door Prize Chair. The guild has an amazing stash of donated items to use for door prizes. As door prize chair, you would need to select a few items to group into three separate prizes, display the items at each monthly meeting, and distribute the prizes to our winners at the end of each meeting. It is a fun job and a great way to meet other guild members.

If you are interested, please contact Janet Winkler at janet.wink@gmail.com.



Open Gym Donations

One of the groups that our guild supports is the Open Gym at Fairfield Baptist Church where our monthly meetings are held. This August we will focus on non-perishable food items. If you can provide granola bars, cereal, pudding cups, canned fruit, etc., please bring them to our next meeting. There will be a drop off spot just inside the reception area where we meet. Thank you for your generosity.



Please support our great family of sponsors ... We couldn't do this without them!

CabinQuilter Custom Quilting
 Diane Anderson
 Award-Winning Longarm Quilter

www.cabinquilter.com Georgetown, Texas
 diane@cabinquilter.com 713-817-0279

SHADYWOOD QUILTS

Betty Baker
 Professional Machine Quilting

17412 Bobcat Trail
 Cypress, Texas 77429
 (NW Houston)
 P. ((281) 250-5991
 Info@ShadywoodQuilts.com
 www.ShadywoodQuilts.com

STACY DONG
832.392.3625
quilterscabintx@gmail.com



23101 Petrich Ln,
Tomball, 77377 TX

www.quilterscabin.com

quilterscabinretreat.blogspot.com @quilterscabin @quilterscabinretreat

LONGARMRENTAL.COM



NOLTING ~ 713 • 203 • 6259

HOBBS & BAIR, INC.
 Tax Preparation * IRS Audits * Accounting & Bookkeeping

17515 Spring Cypress, Ste. C-Box 160
 Cypress, TX 77429
 Phone: 832-349-5105
 Fax: 734-749-0750
 J. K. KLEVORN Jkklevorn@taxlady7.com
 Enrolled Agent

1-877-764-1271 Texas and Michigan

S. Lori Richter
Quilts & Creations
 Long Arm Quilting Services

SLRQuilts.com
 Lori@slrquilts.com
 512-636-5203
 10223 Hedge Way Dr.
 Houston, TX 77065





Please support our great family of sponsors...we couldn't do this without them!

Quilters Crossing, LLC
 Fabric, Notions, Classes
 Quilting Services

Gloyer Pharmacy Plaza
 1006 West Main Street
 Tomball, TX 77375

phone: (281) 516-7515

owner: Deb Morley

website:
www.quilterscrossingtx.com

email:
quilterscrossing@att.net

the Celtic Quilter
 PATRICIA LOPES
 12422 Bent Pine Drive
 Cypress, Texas 77429
 713-203-6259

PROFESSIONAL LONGARM
 QUILTING SERVICES
 T-SHIRT QUILTS - MEMORY QUILTS - EMBROIDERY
 SUPPLIER OF SUPERIOR THREADS

AUTHORIZED NOTTING DEALER & HOBBS DISTRIBUTOR

TRISH@CELTICQUILTER.COM WWW.CELTICQUILTER.COM


Makin' Stitches

Kathie Spargo
 Owner

By Appointment Only

Contact Tel: 832-671-0696
dohamma@hotmail.com

Quilting Services
 Computer Guided
 Edge to Edge
 Custom
 Binding
 Free Motion
 Machine Rentals

VALERIE'S
Thread Tales

CUSTOM LONGARM QUILTING
ValeriesThreadTales.com 423.836.0654
ValeriesThreadTales@gmail.com

**MAGNOLIA MANOR
 RETREAT**

LISA RENFROW



26250 RILEY ROAD
 WALLER, TEXAS 77484
 (936)-372-5801

MAGNOLIARETREATS@GMAIL.COM
WWW.MAGNOLIAMANORRETREAT.COM

Mel's Sewing Machine Service

Melvin Ballard
 Owner

**We Repair all Makes and
 Models**
 Sewing Machines
 Sergers
 Embroidery Machines
 Industrial Machines

1923 Hamlin Valley Dr
 Houston, Texas 77090
 Phone: 713-515-4774
 Fax: 281-444-1256
1melvin1@sbcglobal.net



Please support our great family of sponsors...we couldn't do this without them!

Painted Pony 'n Quilts

1015 S. Broadway, La Porte, Tx 77571

M-F 10am-5pm; Sat. 10am-4pm



**Perfect
Mother's Day
Gift**

Sterling silver
Quilter's Bell

Exclusive only from
Painted Pony 'n Quilts!

Visit us online:
www.ppnq.com ,

Facebook & Instagram

Contact us:

ppnqstaff@ppnq.com or 281-471-5735



Sandra Goldsby

Ind. Future Executive Sr. Sales Director

14203 Decker Drive
Magnolia, TX 77355
281-356-7747

sgoldsby@gmail.com
www.marykay.com/sgoldsby

MARY KAY

Loft Supply
Delivering quality batting
www.LoftSupply.com
832.675.1143

Proudly serving quilters in North Houston!

Guild Delivery | Custom Delivery | Customer Pickup
Become a preferred customer and receive discounts throughout the year!
Follow us on Facebook for special promotions



Handmade by Hart
Lisa Hart
HandmadeByHart@gmail.com
281-782-6020
Hand dyed fabric, bamboo socks--infant through adult sizes and much more!

h Honeysuckle Lane
QUILTING STUDIO, LLC


Longarm Quilt Machine Rentals
Professional Quilting Services
Tryce Beadle, Owner

11703 Spring Cypress Rd., Ste. D, Tomball
346-236-4353 • www.honeysucklelanequilting.com

MagnaFingers™

Easily Pick Up and Release Pins, Needles, Fish Hooks, Paperclips, Screws, etc.

Order online www.MagnaFingers.com



Use with your telescoping tool for extended reach!

Christine@MagnaFingers.com • 832-978-5683 • Invented in Cy-Fair

For more information, please see or email Sharon Castillo at sharoncastillo@gmail.com.



Advertising: \$25 per year for TCQG members; \$50 per year non-members. Please contact Lynn Loyd at Lynn.Loyd@att.net



President	Janet Winkler	tcqgpresident@gmail.com
VP—Administration	Cynthia Blossom	tcqgvpresidentadm@gmail.com
VP—Financial Oversight	Shari Stone	tcqgvpresidentfo@gmail.com
Treasurer	Ginny Hilton	tcqgtreasury@gmail.com
Secretary	Dawn Yates	tcqgsecretary@gmail.net
Membership	Becky Burkett	tcqgmembership@gmail.com
Programs-Sr. Chair	Sheila Kristynik	tcqgprograms@gmail.com
Programs— Jr. Chair	Char Peterson	tcqgprograms@gmail.com
Registered Agent- (Corp)	Lynn Loyd	
Board of Directors (Corp)	Linda Love	
	Mary Jane Sterbanz	
	Charmaine Fritchey	
Block of the Month	Elaine Bullard	
Blog	Sharon Castillo	
Publicity/Social Media	SuZanne Gilbride	
Charity Bee Chair	Sharon Castillo	
Quilt Show Chair	Barbara Boone	
	Debbie Kelton	
Community Service	Kathy Stoddard	
Door Prizes		
Head Bee Keeper	Charmaine Fritchey	
Holiday Bash Chair	Lisa Hart	
Hospitality	Marie Engelhart	
Magazines	Deborah Dodge	
Newsletter	Janice Toler	
Property Management	Karl Burkett	
Storybook Quilts	Sara Ballard	