



TCQG News

Serving Northwest Harris,
Montgomery & Waller
Counties, Texas

Volume 15 Issue 10

October 2020

From The President's Stash

Happy Autumn Everyone.

Hopefully, the 100+ degree days are behind us. I know August had me feeling like I would melt just walking out to the mailbox each day.

Thank you to everyone who attended our September guild meeting. The proposed changes to our by-laws were voted on and approved by 100% of the members in attendance. Our speaker, Malka Dubrawsky, was excellent. Her fabric and designs are so colorful and bright. Hopefully, she will be able to lead a workshop once we are able to meet again.

Before you know it, the end of the year will be here. We are beginning to think about filling board and chair positions for 2021. I hope each of you will consider volunteering. The guild cannot run without the help of you, our members. Filling a position is a great way to keep our guild strong and a wonderful way for you to meet people and become more involved.

October is membership renewal month. Please send in your membership form and check to Becky Burkett as soon as possible. The membership dues help provide for speakers, fabric and batting for the charity bee to create quilts for the many organizations we support, and to help finance our guild operations for the year.

We still need long arm quilters. The charity bee has several quilt tops with batting and backing that need to be completed. We have had some wonderful volunteers helping with this the past few months, but the need is never ending. Please stop by Cypress Crossing Christian Church on any of the following days—9/23, 10/7, 10/21, and 11/4— to pick up one or two. We really appreciate your help.

I look forward to seeing each of you at our October Zoom meeting.

Janet Winkler

President

Welcome to all Members!! Many of you put in volunteer hours each month but cannot always make a guild meeting, just email me at the guild's email address {tricountyguild@gmail.com} and let me know your hours so I can include those in our monthly report. Also, please...when signing in for the guild meeting, give yourself two (2) hours credit for participation plus any volunteer hours you have accumulated. **Becky Burkett**

Welcome New Member!

Char Peterson

Meetings begin promptly at 7pm, so we can adjourn on time. The front doors will be closed at 6:55, and the members will be asked to take their seats. This will allow the various committee heads & board members to get into the meeting on time. Come early so you have time to sign in, check out any raffles or upcoming workshops, visit the magazines, etc.

Inside this issue:


President's Stash	1
September Show and Tell	2-5
Membership Drive	6
<i>Speakers, Workshops & Fun Stuff!</i>	7-8
2022 Show News	9-10
BOM	11-12
Other Quilt Shows	13-15
Tri-County's Fabulous	16
Charity Bee, Community Service	17
Shopping	18-20
Guild Officers & Committee Chairs	21



October BOM

Meetings

Fairfield Baptist Church
27240 Highway 290
Cypress, Texas
On 290 westbound between Mueschke and Mason Roads
1st Tuesday of the month,
7pm-9pm
tricountyguild@gmail.com







Your Guild Needs You

Tri-County Quilt Guild has openings for 2021. No previous experience necessary. We need someone to serve as Treasurer, Secretary, Junior Program Chair, Block of the Month Chair, and Community Service Chair. The duties of each position are described under the "Duties of the Executive Board" and "Duties of Standing Chairs". These can be located on the blog under Membership and Forms. The good news is that we have now created detailed step-by-step guides for each position. Our guild really needs your involvement to continue running smoothly. Please consider helping. Most of these positions can be shared with another member if you aren't sure you want to take on the entire responsibility yourself. We'd love to get some new faces involved or old faces to fill new positions. If you think you might be interested, please contact Mary Jane Sterbanz, Shari Stone, Mary Brownlee, or Janet Winkler. Their contact information is on the last page of the newsletter, which can be found on our blog site.



From the Office of the Vice President (of Administration),

Want to be a part of the October Zoom general membership meeting?

Send me a picture for Show and Tell! What have *you* been doing these past several months? Working on UFO's, making masks, working on boutique projects or blocking your next quilting masterpiece? We like to have pictures w/you in it if possible and a brief description of inspiration/ motivation. Send it to me and I'll cobble it into a PowerPoint presentation for the meeting on Tuesday, October 6!

Requirements (aren't there always?):

- 1) Send me a picture(s)- Send to ceblsm@hotmail.com only. Indicate if someone else did the quilting so they get credit too. Include short story of why you made it. (I reserve the right to edit for length)
- 2) Deadline to submit pictures is **Thursday, October 1st**, at Noon. **Yes, High Noon!**
- 3) Attend the meeting on September 1 and bask in the pleasure your pics bring to the group.

Time to show off what we got, not to mention our summertime bods (just joking!)

Cynthia Blossom (aka The Blue Boa Lady)

VP-ADMIN

ceblsm@hotmail.com

DO NOT RESPOND BY HITTING REPLY TO THIS EMAIL. EMAIL ME DIRECTLY. THANKS



Membership Renewal

It is that time of year! October is the time to renew your membership in Tri-County Quilt Guild for the coming year.

Normally this would be done at the October meeting BUT, since we won't be meeting in person due to COVID, here's what you need to do:

Step 1: Download the form by clicking [here](#), and selecting **Membership Form**.

Step 2: Fill out the form.

Step 3: Here you have a couple of options. You can mail it, along with a check, directly to me at:

TCQG

c/o Becky Burkett

12703 Campos Dr.

Houston, TX 77065

OR

I'll be at Cypress Crossing Christian Church (15751 Cypress Rosehill Rd, Cypress, TX 77429, USA) on September 23rd and October 7th, 1:00 to 3:00, when the Charity Bee has their drop-off times. Please have your form filled out and payment ready. We will have a basket at the door for you to drop your form into. There will be no need for you to enter the church. As much as we want to see each other, visiting will not be allowed in the church. I will have a limited number of forms available in case you can't print it out from the blog, but we will not be taking credit cards this year.

If you can't make one of those times, I will also be at Quilter's Crossing quilt shop in Tomball (1006 W Main St) on September 26th, and October 10th, 10 a.m. to 2 p.m. (Now you have another excuse to go shopping!) Again, walk in and drop off your form with a check or cash.

If you have any questions about this process, please call me at 281-923-4786.

Becky Burkett

Membership Chair



October - Nova Montgomery

Nova Montgomery, the Queen of Featherweights, will be speaking to us via zoom and presenting her lecture “Those Fabulous Featherweights”. Once we are able to meet in person and hold in person workshops, we will definitely have her back for her amazing Featherweight workshop.

You will not want to miss her lecture for her historical information and expertise. Remember, the meeting will be Tuesday, October 6th at 7 p.m.

<https://www.novamontgomery.com/>



November

Kathy McNeil will share her lecture “The Happiness Project” with us via zoom. She will be sharing tips on design, construction and quilting gained from her 20 years of award winning work.

Join us on Tuesday, November 3rd to learn how creativity in your work affects your joy in life.

<https://www.kathymcneilquilts.com/>

December

This year, our December meeting will be quite different than in past years. Even though we are not able to have the Holiday Bash in person, we will have an exciting night that you will not want to miss! Make sure that you update your membership in a timely fashion and join us for a wonderful, colorful December meeting on Tuesday, December 1st.

We typically do not have a speaker in December, but since we had a few months without meetings or speakers, we have scheduled someone amazing to present to us all the way from Australia. Rachaeldaisy is an incredibly creative quilter that will dazzle you with her use of color and design.

Check out her blog at the link below and on Instagram @bluemountaindaisy

<https://bluemountaindaisy.blogspot.com/>

Even though we will not be meeting in person, we can still carry on some of our fun traditions for the December meeting. Make a festive hat to wear and we will be able to scroll through on zoom to see the pictures of everyone.

Mark your calendars for all of the guild events and remind your friends to join us as well!

Lisa Hart

Programs Senior Chair



Let's Get Creative

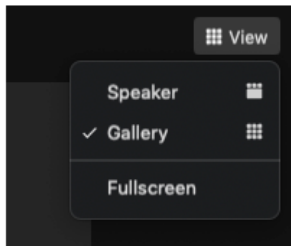
Because of Covid, our Holiday Bash will be a little different this year, but we are planning to bring back one of our traditions for the December Zoom meeting — HOLIDAY HATS! Get started now while all the holiday paraphernalia is still available in the stores. Decorate to your heart's content and be ready to wear your design to our December meeting. We can ooh and aaah at everyone's creativity.



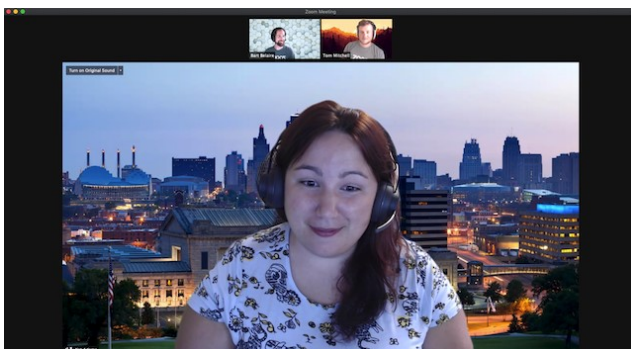
How can I see everyone during a Zoom Meeting?

Click View in the top-right corner of the screen, and then select SPEAKER or GALLERY

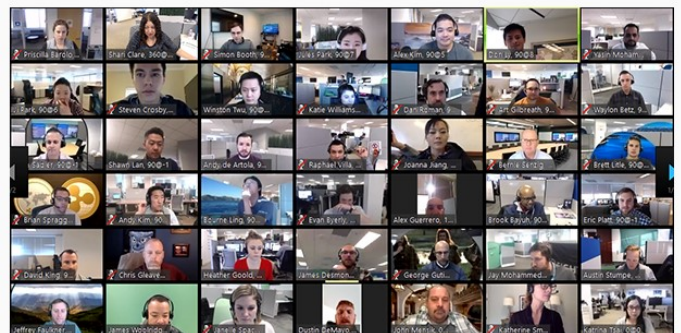
You can change views during the meeting any time you like.



Speaker View



Gallery View





2020 Kaleidoscope of Colors

Our 2022 quilt show is still far away but it is time to start planning for our fabulous Tin Can Raffle. We are really looking forward to 2022 and getting FAR AWAY from the COVID virus that has dominated this year. To that end, we are happily planning the TCR for 2022 and looking forward to working with YOU!

We are currently collecting items from members and friends. If you are reorganizing your sewing/quilting stash and supplies and find some lovely treasures you would like to donate, PLEASE CONTACT US! If you bought a quilt kit, ruler, notion or books that you may not get to, we'd love to have them.

We know the various Bee's have not been meeting as usual and we hope that changes in 2021. If your Bee has been keeping in touch with each other, or if you are part of a group of friends who can join efforts, we would encourage you to create a themed basket for TCR. In the past shows we have had themes like: coffee, chocolate, long arm quilting, fabulous fabrics, special irons & products, quilting books, knitting and/or crocheting, scrapbooking, Astro or Texan sports, etc. We encourage you to think of new and fun themes that will really WOW us all!! Have you seen something somewhere that's REALLY COOL?? Let us know!

A lot of Bees and groups of friends will pick a theme way in advance so they have time to create items or gather resources together. That's why we'd like to start the action now and give everyone something FUN and EXCITING to look forward to!

Thanks so much,
Shari Stone
Mary Brownlee



Quilt Boutique

We have been working hard as a committee to bring you fun and exciting new projects to be sold at our 2022 show. Currently we will be continuing to do virtual boutique project workshops. Please watch your email for the video link and any updates. Thank you for your continued support and help making the 2022 quilt show a success.

We hope you will join us.

If you have questions call, text or email:

Mindy Danforth- 630-251-2321, Mjdanforth@sbcglobal.net

Vicki Tate- 832-515-3139, Vickitrate@live.com

October Birthdays, Special Events, Recognitions, Sympathies

Oct 1-Ann Black, Patricia Lechleiter, Eileen Reed, Jeffifer Setear, Sherry Tierney; Oct 3-Karl Burkett ,Mary Hurd, Terry Reems, Patricia Schoppe,: Oct 5-Catherine Holiday; Oct 8-Anna Church, Mentie Cochran; Oct 9-Aimee Burns, Nancy Terlikoski; Oct 11-Diana Faries Oct 12-Pamela Fitzgerald; Oct 13-Patricia Ferr; Oct 14-Deborah Dodge, Whitney Winston; Oct 15-Lyndy Specer; Oct 16-Jaine Jewell, Renee Johnson; Oct 17- Cheryl Mehl; Oct-19 Mary Lyle; Oct 20- Charmaine Fritchey; Oct 21-Candy Wood; Oct 23- Julia Bailey; Oct 24- Lynda Collins; Oct 25-Maggie Conley, Trish Schultz, Dawn Yates; Oct 27-Terri Dunlap, Jennifer Rossler, Shelly Zacharias; Oct 28-Anita Arendall, Leah Hamlin; Oct 29-Barbara Gomez; Oct 31 - Tara Webb



My research on this month's quilt block, Lady of the Lake, said it was apparently named after a poem by Sir Walter Scott, published in 1810. The pioneer men and women loved the tales of Sir Walter Scott and the women honored him by naming a patchwork block after the poem. The quilt block appeared shortly after publication of the poem. Apparently it is one of the few quilt block patterns that has never been known by other names. It consists of 8 half square triangles (HSTs), 1 larger and 7 smaller.

General Instructions: We will be making an unfinished 12 1/2" block. All seams will be a scant 1/4". Press as noted in the directions. When you are instructed to press, first press the pieced unit to set the seam. Then open the patch, pressing from the front. I recommend starching your quilt fabric before cutting to increase your stitching accuracy. The HST units are cut slightly oversized and are trimmed to size after stitching.

Step One—Cut the fabric (the kit has the cut pieces)

Fabric A (Prints-Blues-Shades of water)

Cut 1 square at 9 7/8"

Cut 1 square at 8"

Fabric B (Background Fabric-Cream)

Cut 1 square at 9 7/8"

Cut 1 square at 8"




Step Two—Make the Half Square Triangle units

(1.) Start by constructing the small HST units. Take an 8" square of both Fabric A & B. On the wrong side of the background fabric B draw a diagonal line between both pairs of corners. Place them right sides together and pin on four sides. With your favorite quarter inch foot installed on your sewing machine, stitch a scant 1/4" away from both sides of each diagonal line. (2.) After sewing it looks like this.

(1.)




(2.)






(3.) Now it is time to cut this into the units. Place the sewn unit on your cutting mat, marked side up. Find the midpoint for the block—it's 4". Align your ruler with the midpoint and cut through the center of the drawn X. Now rotate your mat a quarter turn and find the midpoint and cut again. You've now cut your patches into four 4" squares. (4.) Now cut along each of the drawn diagonal lines. You will have 8 HSTs. You will only need to use 7 of these. Return the extra HST and we can use it in a border. (5.) Press to the dark side and trim to 3 1/2" squares. If you don't have a Bloc-Loc ruler, get you one. They are great for squaring up HSTs and come in different sizes.

(3.)



(4.)



(5.)




Step Three—Assemble the large HST unit

(1.) To create the large HST, take the 9 7/8" square of both Fabric A & B. On the wrong side of the background fabric B draw one diagonal line from corner to corner. Place them right sides together and pin on four sides. (2.) Stitch a scant 1/4" away from both sides of the diagonal line. After sewing it looks like this. (3.) Cut apart on the diagonal line. (4.) Press to the dark side. This makes two large HSTs. We will only use one for this block. Trim to 9 1/2" square.


(1.)



(2.)



(3.)




(4.)



Step Four—Assemble the Lady in the Lake Quilt Block

(1.) Assemble the three small HST units as shown below. Pay attention to the direction the units are facing. Press the seams downward. (2.) Sew the small 3 HST unit to the large HST unit. Make sure to use a scant 1/4" seam as to not cut the points off when sewn. The unit should now measure 9 1/2" x 12 1/2". (3.) Sew the bottom four small HST units together. Paying attention to the direction they are laid out. Press seams to the left. (4.) Sew these to the bottom of the previous block and press the seam towards the block. You should now have a block that measures 12 1/2". This block is usually sewn set "on point".


(1.)



(2.)



(3.)



(4.)





TEXAS QUILT MUSEUM

History in the Making

LA GRANGE, TEXAS – – The upcoming autumn exhibits at the Texas Quilt Museum virtually soar with a retrospective for one of quilting’s biggest superstars and an avian-themed juried show that really takes flight!

Picture Perfect: Quilts by **Cynthia England** and Flying High: For the Love of Birds will be on display from September 24-December 30.

Noted art quilt collector and Museum supporter Frank Klein will give a free gallery talk for Flying High on Saturday, September 26, at 3 pm. Picture Perfect: Quilts by Cynthia England features 13 remarkable quilts by England, who perfected her representational piecing technique in 1992.

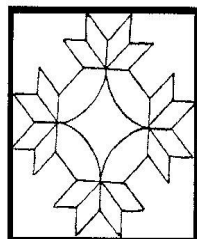
She is recognized internationally as an author, pattern designer, and fiber artist, and has won many competition awards including three Best of Show prizes at International Quilt Association’s annual Judged Show in Houston. Experimentation with quilting techniques led her to develop her own unique style, “picture piecing,” for interpreting photographs in spectacular pictorial quilts.



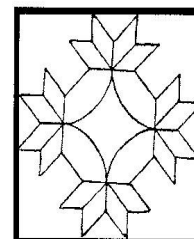
Flying High: For the Love of Birds will feature 41 quilts curated by Museum co-directors Karey Bresenhan and Nancy O’Bryant Puentes. This visually exciting collection of art and contemporary traditional quilts celebrates our feathered friends and the many ways in which they help sustain our ecosystems.

Mask are required in the museum

The Texas Quilt Museum is located at 140 W. Colorado St., La Grange, TX 78945. It is open Thurs.-Sat. from 10 am-4 pm. Learn more at www.TexasQuiltMuseum.org. You can also find us on Facebook and Twitter. Media: For visuals or interviews, contact Bob Ruggiero, Vice President of Communications for Quilts, Inc., at bobr@quilts.com.



**Quilters' Guild of East Texas
Annual Tyler Quilt Show
Ruby Red Celebration
40th Anniversary**



March 26-27, 2021

9:30 - 4:30

Harvey Hall - 2000 W. Front Street

Admission \$8.00

**You are invited to attend and/or enter a quilt in the
2021 Tyler Quilt Show!**

Over 200 beautiful quilts are entered for judging in many varied categories with ribbons awarded as well as monetary awards. In the past, some of the quilts shown in Tyler have gone on to win accolades at Paducah, Dallas, Houston, Road to California and other large shows.

At the Quilters' Guild of East Texas quilt show you can enjoy: over 30 vendors, Guild Country Store, Silent Auction, Raffle Quilt, Bed Turning; Demos by Vendors and Guild Members

Applications for Quilt Entry, category descriptions and instructions are online at www.QGETX.org. The deadline for applications is February 11, 2021.

We would love to see you at the Tyler Quilt Show!

Find us on Facebook www.facebook.com/QuiltersGuildofeasttexas or on Pinterest at Quilters Guild of East Texas



TOM BROWN MEMORIAL COLUMBUS CLUB

BENEFIT FOR LOCAL CHARITIES

SATURDAY, NOVEMBER 14, 2020

At COLUMBUS HALL, HEMPSTEAD, TEXAS

22892 Mack Washington Road, Hempstead, TX 77445

10:00AM TILL 7:00PM

QUILT SHOW

LIVE AUCTION AT 6PM

INCLUDES SEVERAL BEAUTIFUL QUILTS

SILENT AUCTION — HANDMADE ITEMS

THREE RAFFLES... MANY CHANCES TO WIN!!!

DOOR PRIZES EVERY HOUR

15+ VENDORS of all sorts

VINTAGE SEWING DEMONSTRATIONS ALL DAY

LUNCH, SNACKS AND DRINKS AVAILABLE

FLAG RETIREMENT CEREMONY AT 2pm

FREE ADMISSION FREE PARKING

CHICKEN FRIED STEAK DINNER

SERVED FROM 5:00 TO 7:00 PM, \$13 / person

For event information contact Jack Gibbs
At jacklgibbs@gmail.com or 713-816-1923



Tri-County's Fabulous Bees



Remember: you must be a paid member to participate in our Bees.



Barbara Clark, Queen Bee

Our Bees create a strong sense of a quilting community within the guild. Consider becoming a Beekeeper! Organize your bee, find a location, contact Queen Bee Barbara Clark bclark448@sbcglobal.net to let her know, and go from there! If your bee does something unique, contact Janice Toler so she can recognize your bee in the newsletter.



BEE Czars: Meets the 3rd Monday from 5PM-8PM at Quilters Crossing. We choose projects as a group or work on our UFO's. We usually go on two retreats a year. If you are interested in joining this be please call to be put on a waiting list.

Ann Keilers 832-515-1081 or Marian Page 281-797-3014.



Chicks With Feathers

Sarah Yuhr-Beekeeper (sarah_hoffpauir@yahoo.com) These are quilters who love their Featherweight machines. They meet at Quilter's Crossing on the first Thursday of the month from 2-5. Contact Sarah if you are interested in this bee.



Day Strippers: Barbara Clark, BeeKeeper. bclark448@sbcglobal.net Daystrippers is the only bee that has been with TCQG since its beginning. It meets at Cypress Crossing Christian Church on the second Friday of each month from 10 - 2. They work on personal projects and occasionally go on retreats and to quilt shows together. There are currently no openings in this bee. However, you can contact beekeeper, Barbara Clark to be put on a waiting list. New members have been moving in through the list!



Quilter's Dozen: Charmaine Fritchey Beekeeper. cfritchey@gmail.com. Meets the 2nd Thursday at Quilters Crossing from 10-2:30. We have great times together! We have openings for 3 members.



We Bee Quilters: Nancy Terlikoski Co Beekeeper. Nancy_terlikoski@sbcglobal.net. Sarah Ballard, Co beekeeper- mballard11@comcast.net Meets the 2nd and 4th Wednesday of each month at Quilters Crossing from 1-4 PM. This bee is a group of quilters who just want to enjoy spending time doing what we love with fellow quilters. We work on our own projects, group projects, exchanges. Anyone who would like to join us is welcome!



STOCKING STUFFERS FOR BOYS & GIRLS COUNTRY

Cypress Crossing Christian Church
15751 Cypress Rosehill Rd, Cypress, TX 77429
9:30 am to 2:30 pm
Sharon Castillo – 713.828.0861

The drop off days will be every two weeks from 9am to noon starting Wednesday September 9th.

Dates: September 23rd, October 7th, October 21st, November 4th

The following items have been asked for and will be needed by November 4th:

- Shampoo
- Conditioner
- Body Wash
- Bar soap
- Shaving cream (for both genders)
- Razors (both genders)
- Floss
- Q-Tipps
- Loofahs
- Hair Spray
- Colorful socks in original packaging
- Face Mask—All sizes
- Notepads
- Journals
- Pens and pencils
- Craft supplies
- Puzzles
- Playing cards
- Card games
- Crayons
- Flashlights
- Storybooks
- Coloring books
- Sudoku/Crossword puzzle books

Full size stocking stuffers are preferred.

The liaison did not ask for any candy due to the “burden” she felt will be place on our volunteers during this time, but she did not say “absolutely not.” I am buying candy!

We will be supplying for 80 stockings

Quilts Needing Quilting

Please consider going by Cypress Crossing Christian Church on the following days

September 23 rd , October 7 th , October 21 st and November 4 th

to pick up two or three quilt kits to help us meet our partners needs; especially during this time when the season is changing and the holidays are upon us. This is a time when surgeries are being done to beat the new year insurance policy deductibles and the emotional issues that set in during the holidays.



Please support our great family of sponsors ... We couldn't do this without them!

CabinQuilter Custom Quilting
 Diane Anderson
 Award-Winning Longarm Quilter

www.cabinquilter.com Georgetown, Texas
 diane@cabinquilter.com 713-817-0279

SHADYWOOD QUILTS

Betty Baker
 Professional Machine Quilting
 17412 Bobcat Trail
 Cypress, Texas 77429
 (NW Houston)
 P. ((281) 250-5991
 Info@ShadywoodQuilts.com
 www.ShadywoodQuilts.com

STACY DONG
832.392.3625
quilterscabintx@gmail.com



23101 Petrich Ln,
Tomball, 77377 TX

www.quilterscabin.com

quilterscabinretreat.blogspot.com @quilterscabin @quilterscabinretreat

LONGARMRENTAL.COM



NOLTING ~ 713 • 203 • 6259

HOBBS & BAIR, INC.
 Tax Preparation * IRS Audits * Accounting & Bookkeeping

17515 Spring Cypress, Ste. C-Box 160
 Cypress, TX 77429
 Phone: 832-349-5105
 Fax: 734-749-0750
 J. K. KLEVORN Jkklevorn@taxlady7.com
 Enrolled Agent

1-877-764-1271 Texas and Michigan

S. Lori Richter
Quilts & Creations
Long Arm Quilting Services

SLRQuilts.com
 Lori@slrquilts.com
 512-636-5203
 10223 Hedge Way Dr.
 Houston, TX 77065



Please support our great family of sponsors...we couldn't do this without them!

Quilters Crossing, LLC
 Fabric, Notions, Classes
 Quilting Services

Gloyer Pharmacy Plaza
 1006 West Main Street
 Tomball, TX 77375

phone: (281) 516-7515

owner: Deb Morley

website:
www.quilterscrossingtx.com

email:
quilterscrossing@att.net

the Celtic Quilter
 PATRICIA LOPES
 12422 Bent Pine Drive
 Cypress, Texas 77429
 713-203-6259

PROFESSIONAL LONGARM
 QUILTING SERVICES
 T-SHIRT QUILTS - MEMORY QUILTS - EMBROIDERY
 SUPPLIER OF SUPERIOR THREADS

AUTHORIZED NOLTING DEALER & HOBBS DISTRIBUTOR

TRISH@CELTICQUILTER.COM WWW.CELTICQUILTER.COM


Makin' Stitches

Kathie Spargo
 Owner

By Appointment Only

Contact Tel: 832-671-0696
dohamma@hotmail.com

Quilting Services
 Computer Guided
 Edge to Edge
 Custom
 Binding
 Free Motion
 Machine Rentals

VALERIE'S
Thread Tales

CUSTOM LONGARM QUILTING
ValeriesThreadTales.com 423.836.0654
ValeriesThreadTales@gmail.com

**MAGNOLIA MANOR
 RETREAT**

LISA RENFROW



26250 RILEY ROAD
 WALLER, TEXAS 77484
 (936)-372-5801

MAGNOLIARETREATS@GMAIL.COM
WWW.MAGNOLIAMANORRETREAT.COM

Mel's Sewing Machine Service

Melvin Ballard
 Owner

**We Repair all Makes and
 Models**
 Sewing Machines
 Sergers
 Embroidery Machines
 Industrial Machines

1923 Hamlin Valley Dr
 Houston, Texas 77090
 Phone: 713-515-4774
 Fax: 281-444-1256
1melvin1@sbcglobal.net



Please support our great family of sponsors...we couldn't do this without them!

Painted Pony 'n Quilts

1015 S. Broadway, La Porte, Tx 77571

M-F 10am-5pm; Sat. 10am-4pm



**Perfect
Mother's Day
Gift**

Sterling silver
Quilter's Bell

Exclusive only from
Painted Pony 'n Quilts!

Visit us online:
www.ppnq.com ,

Facebook & Instagram

Contact us:

ppnqstaff@ppnq.com or 281-471-5735



Sandra Goldsby

Ind. Future Executive Sr. Sales Director

14203 Decker Drive
Magnolia, TX 77355
281-356-7747

sgoldsby@gmail.com
www.marykay.com/sgoldsby

MARY KAY

Loft Supply
Proudly serving quilters in North Houston!
Delivering quality batting
www.LoftSupply.com
832.675.1143

Guild Delivery | Custom Delivery | Customer Pickup
Become a preferred customer and receive discounts throughout the year!
Follow us on Facebook for special promotions




Handmade by Hart
Lisa Hart
HandmadeByHart@gmail.com
281-782-6020
Hand dyed fabric, bamboo socks--infant through adult sizes and much more!

h Honeysuckle Lane
QUILTING STUDIO, LLC

Longarm Quilt Machine Rentals
Professional Quilting Services
Tryce Beadle, Owner

11703 Spring Cypress Rd., Ste. D, Tomball
346-236-4353 • www.honeysucklelanequilting.com

MagnaFingers™ Easily Pick Up and Release Pins, Needles, Fish Hooks, Paperclips, Screws, etc.
Order online www.MagnaFingers.com



Christine@MagnaFingers.com • 832-978-5683 • Invented in Cy-Fair

For more information, please see or email Sharon Castillo at sharoncastillo@gmail.com.



Advertising: \$25 per year for TCQG members; \$50 per year non-members. Please contact Lynn Loyd at Lynn.Loyd@att.net



President	Janet Winkler	281-373-3434	tcqgpresident@gmail.com
VP—Administration	Cynthia Blossom	281-304-0979	tcqgvpresidentadm@gmail.com
VP—Financial Oversight	Sharon Castillo	713-828-0861	tcqgvpresidentfo@gmail.com
Treasurer	Shelly Wiggins	832-338-4079	tcqgtreasury@gmail.com
Secretary	Shari Stone	713-702-9724	tcqgsecretary@gmail.com
Membership	Becky Burkett	281-923-4786	tricountyguild@gmail.com
Programs-Sr. Chair	Lisa Hart	281-782-6020	tcqgprograms@gmail.com
Programs– Jr. Chair	Sheila Kristynik	713-515-3485	tcqgprograms@gmail.com
Registered Agent- (Corp)	Lynn Loyd	803-317-5443	lynn.loyd@att.net
Board of Directors (Corp)	Linda Love	281-351-8953	L.hlove@yahoo.com
	Mary Jane Sterbanz	713-822-3020	rsterbanz@att.net
	Charmaine Fritchey	281-221-1716	cfritchey@gmail.com
Block of the Month	Catherine Holliday	281-753-3340	catherineholliday25@yahoo.com
Blog	Sharon Castillo	713-828-0861	tcqgtx@gmail.com
Publicity/Social Media	SuZanne Gilbride	281-799-0969	gilbride@entouch.net
Charity Bee Chair	Sharon Castillo	713-828-0861	sharonfcastillo@gmail.com
Quilt Show Chair	Barbara Boone	713-870-5772	tcqg2022show@gmail.com
	Debbie Kelton	805-760-0490	kelton0123@gmail.com
Community Service	Charla Reese	281-787-9868	charla361@yahoo.com
Hugs	Bobbi Miller	720-985-3201	bmiller576@gmail.com
Door Prizes	Buina Collins	832-475-0346	kobuina1979@yahoo.com
Head Bee Keeper	Barbara Clark	281-793-0816	bclark448@sbcglobal.net
Holiday Bash Chair	Lisa Hart	281-782-6020	quikhound@gmail.com
Hospitality	Anna Church	832-622-0887	anna_church@yahoo.com
	Georgia Maynard	406-370-8966	k50j49@gmail. Com
Magazines	Deborah Dodge	713-862-8365	dodged@flash.net
Newsletter	Janice Toler	281-727-8140	Janice.toler@gmail.com
Property Management	Karl Burkett	713-494-6808	Burkett@rice.edu
	Martha Alderson	281-213-4536	martha_alderon68@yahoo.com
Storybook Quilts	Sara Ballard	713-515-5670	mballard11@comcast.net