



TCQG News

Serving Northwest Harris,
Montgomery & Waller
Counties, Texas

Volume 16 Issue 10

October 2021

From The President's Stash

It's so nice to have the oppressing heat of the summer behind us. I just love sitting out on my patio at this time of year. The squirrels and my dogs are having a great time playing chase.

I hope you are all well into your quilt show projects. The time will soon be here to enter them in to the show. We are also needing volunteers in all areas, so please contact Janice Toler ,janice.toler@gmail.com, to let her know where and when you'd like to help.

If you would like to take a more active part in our guild, we'd love to hear from you. There will be a few board and chair positions that will become available in 2022. It's a great way to get to know other members. Please let me, Janet Winkler, or Charmaine Fritchey know if you would be interested.

I look forward to seeing you at the guild meeting.

Janet Winkler



Welcome to all Members!! Many of you put in volunteer hours each month but cannot always make a guild meeting, just email me at the guild's email address {tricityguild@gmail.com} and let me know your hours so I can include those in our monthly report. Also, please...when signing in for the guild meeting, give yourself two (2) hours credit for participation plus any volunteer hours you have accumulated. **Becky Burkett**

Meetings begin promptly at 7pm, so we can adjourn on time. The front doors will be closed at 6:55, and the members will be asked to take their seats. This will allow the various committee heads & board members to get into the meeting on time. Come early so you have time to sign in, check out any raffles or upcoming workshops, visit the magazines, etc.

Inside this issue:

President's Stash	1
Show and Tell	2-3
Next Show and Tell	4
<i>Speakers, Workshops & Fun Stuff!</i>	5-7
Show News	8-10
BOM	12-13
Other Quilt Shows	14-15
Tri-County's Fabulous	16
Charity Bee, Community Service	17
Shopping	19-21
Guild Officers & Committee Chairs	22



October BOM

Meetings

Fairfield Baptist Church
27240 Highway 290
Cypress, Texas
On 290 westbound between Mueschke and Mason Roads
1st Tuesday of the month,
7pm-9pm
tricityguild@gmail.com







From the Office of the Vice President

As we progress from Summer into Fall, the days grow shorter and time seems to compress as we progress toward the end of the year. Every other year the quilt show seems to magnify this feeling and overshadows the other objectives we work toward.

With only 2 months to go we need to pull together a slate of candidates willing to carry our agendas forward into the next year as we continue to recover from the pandemic. Please consider running for an office or fill chairperson position. Information on all positions are on our blog-spot. None of them will take too much of your time. The election takes place at the Annual Meeting in December in conjunction with the Christmas Bash. Come to the October meeting to get more details on both.

Charity Bee will be wrapping up its year at the end of October to prepare to distribute Christmas stockings and quilts to our partners. Sharon Castillo will be sending an email about what the stocking stuffer needs are.

Open Gym is always grateful for our donations. Consider becoming a regular supporter by bringing pantry goods to be passed on through Fairfield Baptist. When we first began participating, one of items that this group provides to its clientele are birthday cakes. It may seem incomprehensible to us that there are kids and adults who have never had the joy of birthday cake ever in their lives. So, please, add in a birthday cake and frosting mixes from time to time.


Going back to the Quilt Show, you know by now that I'm a HUGE cheerleader for this event. It's so exciting, we have built a great show over the years and we strive to make each show better than the last! But it takes everyone doing their part. While we have many that put in a lot of time and yours may be limited, you can do your part by entering a quilt (and finishing it on time, lol!!) and making time to work a minimum of one 2hr shift. There are ways to help regardless of your fitness level and it's a great way to meet people you might not ordinarily see. The various chairs for boutique, tin can raffle, quilter's treasure aisle will gladly talk to you about how you can help pre-show as well.

See you at the meeting on 10/2!

Cynthia Blossom



October 5- Julia McLeod Lecture: The Lone Robin



Julia McLeod was born and raised in England. Graduating with a degree in textile design, she pursued a career in the woolen- and worsted mills of Northern England and Scotland. From there she moved to design for a luxury menswear textile merchant on London's Savile Row, the heart of London's tailoring industry. Still in the menswear industry, Julia made the move to New York City in the early 90's and for most of the years since then, has called the USA her home.

Julia first encountered American quilts while visiting the Amish communities of Pennsylvania. Some of the first quilts she made were for her young children. Many years and many quilts later, Julia's interest is now focused on making quilts with silk and rescued materials. She specializes in sourcing fabrics from neckties, clothing and furnishing fabrics. She loves to salvage vintage quilt blocks and textiles and make them the starting point of a beautiful quilt. Julia is available to bring programming to quilt guilds, shows, retreats and even cruises!

Her lectures are entertaining and informative. With the goal of encouraging quilt makers to experiment with fabrics other than cotton, her workshops offer clear instructions and inclusive encouragement.

Please email Sheila Kristynik for more information tcqgprograms@gmail.com



Workshop – October 6

Starting with Silk

Starting With Silk

a Workshop with Julia McLeod



In this workshop you will learn how to use silk fabrics in your quilts. Gather a selection of silk fabrics. If you have none, start at the thrift shop: This class can be completed using a handful of neckties and a plain silk blouse or jacket. You can also use typical quilters cottons if you're curious to learn the two techniques.

In this 6 hour class we will:

- Identify silk fabrics and distinguish them from those made from other fibers
- Discuss fusible stabilizers and how to use them
- Learn an improvisational crazy-piecing method
- Learn a foundation piecing technique. We will draft our own simple muslin foundations

Many of you will complete the sample shown, measuring 20" square.



Holiday Bash Update We are in the planning stages for our 2021 Holiday Bash that will take place on Tuesday, December 7th. This has been a guild tradition for many years. In 2020 we had a speaker via Zoom and she was with us all the way from Australia. There will be some changes in 2021 from our traditional format, but we will certainly have a great time. Come to the October meeting for an update and continue to watch the newsletter and blog.

In the meantime, you can start working on a festive holiday hat and even a Christmas theme or other holiday mask if you would like. We always enjoy seeing everyone's holiday creations at the Holiday Bash.

Lisa Hart

Silk Available for Purchase for October Workshop

Our October Workshop will be Wednesday, October 6th with Julia McLeod. The title of the workshop is "Starting with Silk" and it involves improvisational and foundation piecing components. If you would like to purchase silk to use in this workshop, please contact Lisa Hart at HandmadeByHart@gmail.com for a variety of options of Dupioni silk and vintage kimono silk.

October Birthdays, Special Events, Recognitions, Sympathies



Anita	Arendall	28 Oct
Patricia	Lechleiter	01 Oct
Jennifer	Setear	01 Oct
Karl	Burkett	03 Oct
Patrice	Schoppe	03 Oct
Patricia	Foret	05 Oct

Catherine	Holliday	05 Oct
Yvonne	Wilson	05 Oct
Anna	Church	08 Oct
Aimee	Burns	09 Oct
Nancy	Terlikoski	09 Oct
Diana	Faries	11 Oct
Pamela	Fitzgerald	12 Oct
Deborah	Dodge	14 Oct
Jaine	Jewell	16 Oct
Renee	Johnson	16 Oct

Charmaine	Fritchey	20 Oct
Lisa	Diamont	21 Oct
Julia	Bailey	23 Oct
Lynda	Collins	24 Oct
Maggie	Conley	25 Oct
Trish	Schultz	25 Oct
Dawn	Yates	25 Oct
Jennifer	Rossler	27 Oct
Shelly	Zacharias	27 Oct
Anita	Arendall	28 Oct
Tara	Webb	31 Oct



2022 Kaleidoscope of Colors

Hurricane Nicholas may have canceled our boutique class last time but hopefully, none of our members had any serious damage at their homes. We will meet again in October and would love to see you there.

As a brief recap, some of the primary areas of our quilt show include not just all the fabulous quilts that our members have made but also the raffle quilt, boutique, tin can raffle, and quilter's treasure aisle (formerly emporium).

The boutique makes and sells items such as large bags to carry quilts or other goodies in, pincushions, sewing organizers, and lots of great other items. If you aren't able to make the meeting but would like to participate please let one of us know and we can get instructions to you. Or if you make items that fit in, such as embroidered zipper cases, please feel free to let us know!

Tin Can Raffle is the area of the show that sells raffle tickets (\$1 for 1 ticket or \$5 for 6 tickets) for baskets that carry new items. The baskets range anywhere from a basket filled with Christmas ornaments to an A&M or UT-themed basket, perhaps a cheese and cracker basket, a baby-themed basket...you get the idea! The baskets are designed to appeal to a broad audience, not just quilters so use your imagination. You can go in with friends to make a basket, with a bee, or by yourself. Or if you have new items but not enough to make a full basket then we'll work it in with another basket.

On that note, if you have any medium or large baskets that you are willing to donate, please bring them to any guild meeting. Because the winners take home the entire basket, we always have to start from scratch to replenish our basket inventory for each show.

If you have used sewing items or parcels of fabric that you would like to donate then the quilter's treasure aisle is the place to be. This might include older (working) sewing machines, sergers, embroidery machines as well as cutting mats, scissors, or just about anything you would use for sewing or quilting. And fabric is always needed.

In addition, we are actively seeking individuals who are willing to travel the raffle quilt to an area quilt show or quilt shop. This could be as close as Quilter's Crossing or if you want to plan a road trip to another city and can work out the details with a quilt shop or show to display our quilt for a few hours then we will make sure you have the quilt, the stand for it, and the tickets to sell. Every bit helps. It's been especially difficult for us to get the usual traction for the raffle quilt during a pandemic so we are so grateful for anyone who is willing to volunteer their time in this area.

tcqg2022show@gmail.com



2022 Kaleidoscope of Colors

Last but not least, let's talk about registering your quilts for the quilt show! As a reminder, all quilt entries must be received no later than our December guild meeting scheduled for December 7th. We had to move to a new system because the old program was no longer being supported. As a result, all entries are going to be received online; our website address is <https://tricountyquiltguild.org/>. You can find the rules and categories on the right, as well as the page to actually enter your quilt.

Any quilt entered must be by a member who is paid up on their dues. Since the online process is new to all of us this year, I strongly encourage you to test out the system (just put it somewhere in the notes if it's not a real entry) well before December. That way if you need any help or have any questions then we can help you before the deadline. I realize that most of the entries typically are handed in person at the December meeting but since all entries are online, there's no need to wait for a guild meeting to do so, and in fact, that will slow down your ability to submit your quilts if you wait to ask questions at a meeting because there are only 2 quilt chairs and a lot of members.

If you don't know the password, please let us know and we can email it to you, call or text you, or tell you in person. I'll be reminding members of this at each meeting. We can't wait to see all the beautiful quilts you've made!

Barbara & Debbie
tcqg2022show@gmail.com

Contact Janice at Janice.toler@gmail.com if you can help present the Opportunity Quilt at a quilt shop, festival, class, retreat, ect.



Quilters' Treasure Aisle Donations

Donations can be delivered to Fairfield Baptist Church at our regular guild meeting on the first Tuesday of each month between 6:15 pm and 7:00 pm. Please be mindful that all donations **must be quilting/sewing/embroidery related.**

Items will be considered based on condition:

- Sewing machines
- Sergers
- Embroidery machines

All items sold at the Quilters' Treasure Aisle resale shop are expected to be in good condition and ready to be used upon purchase. Items needed include:

- Quilting fabric

- Batting

- Notions (needles, pins, thread, rulers, etc.)

- Original quilting patterns

- Sewing furniture

- Storage bins

- Stash fabric consisting of pre-cut squares, sashing and under fat quarter size

- Sewing/quilting/embroidery books

These are not all-inclusive lists. They will be modified as needed.

Please call Sharon Castillo at 713.828.0861 or email her at sharonfcastillo@gmail.com.



MEMBERSHIP RENEWAL

It is time to RENEW your MEMBERSHIP! Because of the quilt show coming up in March 2022, if you wish to enter a quilt, you MUST renew your membership BY OCTOBER 31st. This is different from what we said in the August meeting. After much discussion, the officers decided to extend the deadline for renewal to the end of October instead of making it the October meeting. There are a number of ways you can renew your membership:

Renew online at TriCountyQuiltGuild.org. Here, you can either pay online using a credit card (there is a small convenience fee associated with this) or pay in-person at our next meeting or mail me a check.

Download the form from the old website ([HERE](#)). Fill it out, mail it with your check to the address on the form.

Renew in person at the next meeting by filling out our standard form and paying with cash, check or credit card. (Again there is a convenience fee for using a credit card.)


Fill out the paperwork and pay at Quilter's Crossing.

We've tried to give you as many options as we could. If you have any questions, please email me at tricityguild@gmail.com.

Becky Burkett
Membership Chair



October 2021 BOM
Tri County Quilt Guild
Four Patch Square in a Square



This is one of the easiest blocks yet! A quick four patch that you sew four triangles onto and you're finished. I've been wanting to use this print fabric, but wasn't finding a third fabric to use so I just added white and moved on to another project.

Cut: Brown print—2 squares @ 4-3/4"
Teal—2 squares @ 4-3/4"
White—2 squares @ 7" or 7-1/4" if you prefer to have a little extra when you square your block. Cut each square along one diagonal.




NOTE! There is a right side to the teal fabric. It has a woodgrain look on the right side.

Directions: All seams are sewn with a scant 1/4" seam allowance.

Sew one teal and one brown print square right sides together.
Repeat with the other pair of squares.
Set your seams and press the seam allowance to the brown print fabric.
Sew the two rectangles together so it looks like the picture on the right.
This unit should measure 9" square.



Fold each triangle in half along the diagonal you just cut. (That's the hypotenuse of the triangle) and crease or mark with erasable pen to show the center of the side.



Arrange the triangle around the four patch unit as shown.

Match the fold or mark on the white triangles to the seam between each of the two squares and sew triangles to the four patch unit sewing two opposite sides first. Set your seams and press the seam allowance to the white triangle.





Repeat the process for the other two white triangles so that your block now looks like the photo on the right.

Remove pen markings according to directions given by that company.

You are now finished! An EZPZ block!

Give the block a good press and trim to 12 1/2" square.



TIP: I buy this pen on Amazon. I find it rinses out with just a spritz of water most times. Occasionally I may need to brush a cloth over it, but it washes out completely. And it lasts a long time.

If you would, please return the plastic bag your block kit came in so we can reuse it.
If you have any questions or comments, please contact me at 918-808-2667 or elainebullard53@yahoo.com.

Thank you for participating in Block of the Month.

Elaine Bullard

2021 BOM Chairperson



October 1-2, 2021

Theme: Historic Montgomery Quilt Walk

Where:

Montgomery , Texas

Information:

<http://www.montgomeryquiltwalk.com/>

October 4, 2021

Theme: Piecemakers' 38th Annual Quilt Show

Presented by

Where:

Warehouse Living Arts Center

119 West 6th Avenue, Corsicana, Texas, 75110

Information:

<https://www.corsicanaquiltguild.com/2021.html>

2October 7,8,and 9, 2021

Theme: Presented by Cruisin' the Coast

Fall Shop Hop—Countdown to Christmas

Information:

<https://www.facebook.com/CruisinTexasCoast/>



October 8-9, 2021

Theme: Quilt Plano 2021

Presented by Quilter's Guild of Plano

Where:

Plano Event Center

Plano, TX

Information:

<https://www.qgplano.org/quilt-show/plano-quilt-show/>

October 28—31, 2021

International Quilt Festival Houston

Where:

George R. Brown Convention Center

Information:

<https://www.quilts.com/>



KNIGHTS OF COLUMBUS
12th ANNUAL BENEFIT
QUILT SHOW

SATURDAY, NOVEMBER 13,
2021 10am >>7pm

At the COLUMBUS HALL
22892 Mack Washington Lane,
Hempstead, TX

VENDORS INVITED

- Scentsy Carolee
- The Scissors Guy
- Cowgirl Quilt Shop
- Stitches of Bleau
- Cyrilla's Artistic Crochet
- Spoiled Quilter
- Texas Quilt Barn
- Gray Rooster Woodshop
- Modern Vintage Quilting
- Stella and Lace
- Mystic Angels Creations
- Sew Simple Quilting
- The Quilting Escape
- Patty's Pretty Creations
- ZAL & M Farms
- Quilting Ironing Boards
- Heaven in Mind
- Loft Supply
- Flowers 2 Fabric
- The Needle & Hatchet
- Handmade by Hart





Charmaine Fritchey
Queen Bee

Tri-County's Fabulous Bees

Remember: you must be a paid member to participate in our Bees.



Our Bees create a strong sense of a quilting community within the guild. Consider becoming a Beekeeper! Organize your bee, find a location, contact Queen Bee Charmaine Fritchey to let her know, and go from there! If your bee does something unique, contact Janice Toler so she can recognize your bee in the newsletter.



BEE Czars: Meets the 3rd Monday from 5PM-8PM at Quilters Crossing. We choose projects as a group or work on our UFO's. We usually go on two retreats a year. If you are interested in joining this be please call to be put on a waiting list.

Ann Keilers 832-515-1081 or Marian Page 281-797-3014.



Day Strippers: Barbara Clark, BeeKeeper. bclark448@sbcglobal.net Daystrippers is the only bee that has been with TCQG since its beginning. It meets at Cypress Crossing Christian Church on the second Friday of each month from 10 - 2. They work on personal projects and occasionally go on retreats and to quilt shows together. There are currently no openings in this bee. However, you can contact beekeeper, Barbara Clark to be put on a waiting list. New members have been moving in through the list!



Quilter's Dozen: Charmaine Fritchey Beekeeper. cfritchey@gmail.com. Meets the 2nd Thursday at Quilters Crossing from 10-2:30. We have great times together! We have openings for 3 members.



We Bee Quilters: Nancy Terlikoski Co Beekeeper. Nancy_terlikoski@sbcglobal.net. Sarah Ballard, Co beekeeper— mballard11@comcast.net Meets the 2nd and 4th Wednesday of each month at Quilters Crossing from 1-4 PM. This bee is a group of quilters who just want to enjoy spending time doing what we love with fellow quilters. We work on our own projects, group projects, exchanges. Anyone who would like to join us is welcome!



Charity Bee meets the 4th Wednesday at Cypress Crossing Christian Church
from 9:30am to 2:30pm.

Cypress Crossing Christian Church
15751 Cypress Rosehill Rd, Cypress, TX 77429

Sharon Castillo – 713.828.0861

Ongoing needs for Charity Bee....

- Flannel yardage for the HUGS we donate.
- Blending fabric for BOM (white, white-on-white, beige, etc.)
- New standard size for our baby quilts (minimum 36"x36" square to lap quilt size.)
- Men's quilts; both tops and finished quilts.
- All fabric must be returned from a quilt bundle (finished quilt and all scraps)
- Please include a seven inch square of backing fabric attached to a donated finished quilt.

CHRISTMAS IS JUST AROUND THE CORNER

We have more Christmas stocking kits to be picked up at Quilter's Crossing. If you have completed any, please drop them off at the shop and pick up more to complete. Charity Bee appreciates all the help you are providing.



Please support our great family of sponsors ... We couldn't do this without them!

CabinQuilter Custom Quilting
 Diane Anderson
 Award-Winning Longarm Quilter

www.cabinquilter.com Georgetown, Texas
 diane@cabinquilter.com 713-817-0279

SHADYWOOD QUILTS

Betty Baker
 Professional Machine Quilting

17412 Bobcat Trail
 Cypress, Texas 77429
 (NW Houston)
 P. ((281) 250-5991
 Info@ShadywoodQuilts.com
 www.ShadywoodQuilts.com

STACY DONG
832.392.3625
quilterscabinTX@gmail.com



23101 Petrich Ln,
Tomball, 77377 TX

www.quilterscabin.com

quilterscabinretreat.blogspot.com @quilterscabin @quilterscabinretreat

LONGARMRENTAL.COM



NOLTING ~ 713 • 203 • 6259

HOBBS & BAIR, INC.
 Tax Preparation * IRS Audits * Accounting & Bookkeeping

17515 Spring Cypress, Ste. C-Box 160
 Cypress, TX 77429
 Phone: 832-349-5105
 Fax: 734-749-0750
 J. K. KLEVORN Jkklevorn@taxlady7.com
 Enrolled Agent

1-877-764-1271 Texas and Michigan

S. Lori Richter
Quilts & Creations
 Long Arm Quilting Services

SLRQuilts.com
 Lori@slrquilts.com
 512-636-5203
 10223 Hedge Way Dr.
 Houston, TX 77065





Please support our great family of sponsors...we couldn't do this without them!

Quilters Crossing, LLC
 Fabric, Notions, Classes
 Quilting Services

Gloyer Pharmacy Plaza
 1006 West Main Street
 Tomball, TX 77375

phone: (281) 516-7515

owner: Deb Morley

website:
www.quilterscrossingtx.com

email:
quilterscrossing@att.net

the Celtic Quilter
 PATRICIA LOPES
 12422 Bent Pine Drive
 Cypress, Texas 77429
 713-203-6259

PROFESSIONAL LONGARM
 QUILTING SERVICES
 T-SHIRT QUILTS - MEMORY QUILTS - EMBROIDERY
 SUPPLIER OF SUPERIOR THREADS

AUTHORIZED NOTTING DEALER & HOBBS DISTRIBUTOR

TRISH@CELTICQUILTER.COM WWW.CELTICQUILTER.COM


Makin' Stitches

Kathie Spargo
 Owner

By Appointment Only

Contact Tel: 832-671-0696
dohamma@hotmail.com

Quilting Services
 Computer Guided
 Edge to Edge
 Custom
 Binding
 Free Motion
 Machine Rentals

VALERIE'S
Thread Tales

CUSTOM LONGARM QUILTING
ValeriesThreadTales.com 423.836.0654
ValeriesThreadTales@gmail.com

**MAGNOLIA MANOR
 RETREAT**

LISA RENFROW



26250 RILEY ROAD
 WALLER, TEXAS 77484
 (936)-372-5801

MAGNOLIARETREATS@GMAIL.COM
WWW.MAGNOLIAMANORRETREAT.COM

Mel's Sewing Machine Service

Melvin Ballard
 Owner

**We Repair all Makes and
 Models**
 Sewing Machines
 Sergers
 Embroidery Machines
 Industrial Machines

1923 Hamlin Valley Dr
 Houston, Texas 77090
 Phone: 713-515-4774
 Fax: 281-444-1256
1melvin1@sbcglobal.net



Please support our great family of sponsors...we couldn't do this without them!

Painted Pony 'n Quilts

1015 S. Broadway, La Porte, Tx 77571

M-F 10am-5pm; Sat. 10am-4pm



**Perfect
Mother's Day
Gift**

Sterling silver
Quilter's Bell

Exclusive only from
Painted Pony 'n Quilts!

Visit us online:
www.ppnq.com ,

Facebook & Instagram

Contact us:

ppnqstaff@ppnq.com or 281-471-5735



Sandra Goldsby

Ind. Future Executive Sr. Sales Director

14203 Decker Drive
Magnolia, TX 77355
281-356-7747

sgoldsby@gmail.com
www.marykay.com/sgoldsby

MARY KAY



Handmade by Hart

Lisa Hart

HandmadeByHart@gmail.com

281-782-6020

Hand dyed fabric, bamboo
socks--infant through adult
sizes and much more!

Loft Supply
Delivering quality batting
Proudly serving quilters in North Houston!
www.LoftSupply.com
832.675.1143

Guild Delivery | Custom Delivery | Customer Pickup
Become a preferred customer and receive discounts throughout the year!
Follow us on Facebook for special promotions



Longarm Quilt Machine Rentals
Professional Quilting Services
Tryce Beadle, Owner




11703 Spring Cypress Rd., Ste. D, Tomball
346-236-4353 • www.honeysucklelanequilting.com

MagnaFingers™

Easily Pick Up and Release Pins, Needles, Fish Hooks, Paperclips, Screws, etc.

Order online www.MagnaFingers.com



Use with your telescoping tool for extended reach!

Christine@MagnaFingers.com • 832-978-5683 • Invented in Cy-Fair

For more information, please see or email Sharon Castillo at sharoncastillo@gmail.com.



Advertising: \$25 per year for TCQG members; \$50 per year non-members. Please contact Lynn Loyd at Lynn.Loyd@att.net



Please support our great family of sponsors...we couldn't do this without them!



Please contact Martha

The Hummingbird Retreat

103 Roundabout Lane

Huntsville, TX 77320

phone: 963-661-0684

martha@thehummingbirdretreat.com



President	Janet Winkler	tcqgpresident@gmail.com
VP—Administration	Cynthia Blossom	tcqgvpresidentadm@gmail.com
VP—Financial Oversight	Shari Stone	tcqgvpresidentfo@gmail.com
Treasurer	Ginny Hilton	tcqgtreasury@gmail.com
Secretary	Dawn Yates	tcqgsecretary@gmail.net
Membership	Becky Burkett	tcqgmembership@gmail.com
Programs-Sr. Chair	Sheila Kristynik	tcqgprograms@gmail.com
Programs– Jr. Chair	Char Peterson	tcqgprograms@gmail.com
Registered Agent- (Corp)	Lynn Loyd	
Board of Directors (Corp)	Linda Love	
	Mary Jane Sterbanz	
	Charmaine Fritchey	
Block of the Month	Elaine Bullard	
Blog	Sharon Castillo	
Publicity/Social Media	SuZanne Gilbride	
Charity Bee Chair	Sharon Castillo	
Quilt Show Chair	Barbara Boone	
	Debbie Kelton	
Community Service	Kathy Stoddard	
Door Prizes	Donna Vandiver	
Head Bee Keeper	Charmaine Fritchey	
Holiday Bash Chair	Lisa Hart	
Hospitality	Marie Engelhart	
Magazines	Deborah Dodge	
Newsletter	Janice Toler	
Property Management	Karl Burkett	
Storybook Quilts	Sara Ballard	