



# TCQG News

Serving Northwest Harris,  
Montgomery & Waller  
Counties, Texas

Volume 15 Issue 11

November 2020

## From The President's Stash

Hello

I have really been enjoying the cooler weather. It has been wonderful to get out in the yard and get some work done that I put off when the temperatures were too high this summer. I've also started working on a quilt or two that I hope will be ready to enter in our 2022 show.

Even though we are not able to meet in person yet, we have had the opportunity to hear several wonderful speakers. Nova Montgomery's presentation on featherweights was chocked full of information about this little workhorse of a machine. We have two more presenters before the end of the year. I hope each of you will log in to the next meeting and get some inspiration.

We have some board and standing chair positions that are currently open for the 2021 year. I realize that it is difficult to imagine filling one of these spots during this time, but, the work of the guild goes on even if we are not meeting in person. Please consider stepping up and volunteering. We really need your help. Many positions do not require a lot of time and of course, we welcome you to share the position with another member. There is more information on the available positions in this newsletter and on our blog.

We are still collecting items for stocking stuffers. If you would like to donate items or donate cash toward the purchase of items, please contact Sharon Castillo.

Have a wonderful Thanksgiving,  
Janet Winkler

**Welcome to all Members!!** Many of you put in volunteer hours each month but cannot always make a guild meeting, just email me at the guild's email address {tricountyguild@gmail.com} and let me know your hours so I can include those in our monthly report. Also, please...when signing in for the guild meeting, give yourself two (2) hours credit for participation plus any volunteer hours you have accumulated. **Becky Burkett**

Welcome New Member!

Laura Harston

Meetings begin promptly at 7pm, so we can adjourn on time. The front doors will be closed at 6:55, and the members will be asked to take their seats. This will allow the various committee heads & board members to get into the meeting on time. Come early so you have time to sign in, check out any raffles or upcoming workshops, visit the magazines, etc.

## Inside this issue:

<b>President's Stash</b>	<b>1</b>
September Show and Tell	2-4
Membership Drive	7
<i>Speakers, Workshops &amp; Fun Stuff!</i>	<b>8</b>
2022 Show News	9-10
BOM	11-12
Other Quilt Shows	13-15
Tri-County's Fabulous Bees	16
Charity Bee, Community Service	17
Shopping	18—20
Guild Officers & Committee Chairs	22



November BOM

## Meetings

Fairfield Baptist Church  
27240 Highway 290  
Cypress, Texas  
On 290 westbound between Mueschke and Mason Roads  
1st Tuesday of the month,  
7pm-9pm  
tricountyguild@gmail.com









From the [Office of the Vice President](#) (of Administration),

Want to be a part of the November Zoom general membership meeting?

Time is speeding up as we head for the holidays! We are still doing the Zoom meetings for November and December so I'm still looking for Show n Tell projects for the meetings. We want to see what you're doing!!! Send me pictures of the project, with you in the pic if possible, along with a brief story (which I may edit) and I will put a PowerPoint presentation together. For November's meeting deadline for inclusion is **Thursday Oct 30**. at Noon.

In December, we'll be doing a Christmas themed Show n Tell. So take those pictures before sending them off for Santa to deliver! Ill send out the call for those projects after the November meeting.

Requirements ([aren't there always?](#)):

- 1) Send me a picture(s)- Send to [ceblsm@hotmail.com](mailto:ceblsm@hotmail.com) only. Indicate if someone else did the quilting so they get credit too. Include short story of why you made it. (I reserve the right to edit for length)
- 2) Deadline to submit pictures is **Thursday, October 30** at Noon. **Yes, High Noon!**
- 3) Attend the meeting on November 3 and bask in the pleasure your pics bring to the group.

Time to show off what we got!

Cynthia Blossom ([aka The Blue Boa Lady](#))

VP-ADMIN

[ceblsm@hotmail.com](mailto:ceblsm@hotmail.com)

**DO NOT RESPOND BY HITTING REPLY TO THIS EMAIL. EMAIL ME DIRECTLY. THANKS**





## Annual Meeting—December 1

We will have our annual Tri-County Quilt Guild meeting December 1, 2020.

We normally have our pot luck dinner and Holiday Bash at this meeting. This year we will still have a festive atmosphere via our zoom meeting. I hope each of you will wear your holiday hat, send in a photo of a holiday project for Show and Tell, and hear our speaker, Rachael Daisy who will be joining us all the way from Australia. We will also have our board elections for 2021.

Please join us. It is so easy to log on. You will receive an invitation to the meeting a day or two before the Dec. 1 date. The evening of the meeting, just pull up the email with the invitation and click on the link. Voila!!!! You will then be attending the meeting. See you then.

Because of Covid, our Holiday Bash will be a little different this year, but we are planning to bring back one of our traditions for the December Zoom meeting — HOLIDAY HATS! Get started now while all the holiday paraphernalia is still available in the stores. Decorate to your heart's content and be ready to wear your design to our December meeting. We can oooh and aaah at everyone's creativity.





## Your Guild Needs You

Tri-County Quilt Guild has openings for 2021. No previous experience necessary. We need someone to serve as Secretary, Junior Program Chair, Block of the Month Chair, Hospitality Chair, and Community Service Chair. Below is a brief description of each position.

**Secretary**—Take the minutes of the monthly Guild and Board meetings. Type the minutes and retain copies for the guild's files.

**Junior Program Chair**—work with the senior program chair to locate and sign up speakers for monthly guild meetings. The junior program chair will become the senior program chair the following year.

**Block of the Month**—Select a block for members to create from their own stash or one of the kits. Cut and bag approximately ten sets of fabric for block and sign out to members at meeting. Present block at each meeting and write directions to create the block for publishing in the monthly newsletter.

**Hospitality Chair**—meet and greet visitors and new members to our guild meetings. Help them become familiar with everything our guild has to offer—magazines sales, show and tell, door prizes, etc. Also send sympathy and get well cards to members.

**Community Service Chair**—act as a liaison between the guild and the contact person for Open Net. Make the guild aware of the needs of Open Net. These are generally food items that members bring to guild meeting. You do not deliver or load these items. There is a drop off area at the church and the items will be collected Open Net.

More information on the duties of each position are described under the "Duties of the Executive Board" and "Duties of Standing Chairs". These can be located on the blog under Membership and Forms. The good news is that we have now created detailed step-by-step guides for each position. Our guild really needs your involvement to continue running smoothly. Please consider helping. Most of these positions can be shared with another member if you aren't sure you want to take on the entire responsibility yourself. We'd love to get some new faces involved or old faces to fill new positions.

If you think you might be interested, please contact Mary Jane Sterbanz, Shari Stone, Mary Brownlee, or Janet Winkler. Their contact information is on the last page of the newsletter, which can be found on our blog site.



## MEMBERSHIP RENEWAL UPDATE

Membership Renewals are going GREAT! We have over 184 members that have renewed their memberships! Those that have done so, THANK YOU!! Those that still haven't renewed, please get your form and \$30 (check or cash) to me ASAP!

Get your form [HERE](#).

Fill it out and send it to:

TCQG Membership

c/o Becky Burkett

12703 Campos Dr

Houston, TX 77065

You should get your new membership card back in the mail in a couple of weeks. Thank you!!

If you have any questions about this process, please call me at 281-923-4786.

Becky Burkett

Membership Chair



## November 3—Kathy McNeil



Kathy McNeil will share her lecture “The Happiness Project” with us via zoom. She will be sharing tips on design, construction and quilting gained from her 20 years of award winning work.

Join us on Tuesday, November 3<sup>rd</sup> to learn how creativity in your work affects your joy in life.

<https://www.kathymcneilquilts.com/>

## December

This year, our December meeting will be quite different than in past years. Even though we are not able to have the Holiday Bash in person, we will have an exciting night that you will not want to miss! Make sure that you update your membership in a timely fashion and join us for a wonderful, colorful December meeting on Tuesday, December 1<sup>st</sup>.

We typically do not have a speaker in December, but since we had a few months without meetings or speakers, we have scheduled someone amazing to present to us all the way from Australia. Rachaeldaisy is an incredibly creative quilter that will dazzle you with her use of color and design.

Check out her blog at the link below and on Instagram @bluemountaindaisy

<https://bluemountaindaisy.blogspot.com/>

Even though we will not be meeting in person, we can still carry on some of our fun traditions for the December meeting. Make a festive hat to wear and we will be able to scroll through on zoom to see the pictures of everyone.

Mark your calendars for all of the guild events and remind your friends to join us as well!

Lisa Hart

Programs Senior Chair





## *2020 Kaleidoscope of Colors*

We had great success this year at our quilt show with the silent auction. In fact, it went so well, we want to repeat it for 2022!

We would love to have quilts or wall hangings of any size for the silent auction. The great thing about this is there are no categories so you can sew something that's easy (or not), try out a new pattern, do some stash busting or whatever you want and be able to contribute to the success of the quilt show.

We would prefer finished quilts. However, if you like to sew the tops but need some help on the quilting, we may be able to help you out. Just supply enough material for the back and binding, and batting that is at least 6 inches taller and 6 inches wider than the top and we will try to pair you up with someone who can quilt it. I can't wait to see what all of you talented members come up with!

Barbara Boone

Quilt Show Chairman

[tcqg2022show@gmail.com](mailto:tcqg2022show@gmail.com)



## Quilt Boutique

We have been working hard as a committee to bring you fun and exciting new projects to be sold at our 2022 show. Currently we will be continuing to do virtual boutique project workshops. Please watch your email for the video link and any updates. Thank you for your continued support and help making the 2022 quilt show a success.

We hope you will join us.

If you have questions call, text or email:

Mindy Danforth- 630-251-2321, [Mjdanforth@sbcglobal.net](mailto:Mjdanforth@sbcglobal.net)

Vicki Tate- 832-515-3139, [Vickitater@live.com](mailto:Vickitater@live.com)

## November Birthdays, Special Events, Recognitions, Sympathies

Nov 1-Kathy Ranney, Marie Scantlebury; Nov 2-Ida Anderson, Rachel Clemence, Shelly Wiggins; Nov 5-Candi Hays, Charlotte Landgraf; Nov 8-Susan Kahlich, Shirley Whitley; Nov 10-Jill Carter, Sheila Kristynik; Nov 12- Valerie Wagner; Nov 13- Eileen Egloff; Nov 14-Jan Chambers; Nov 15-Buina Collins, Ann McMullin; Nov. 16- Jeanette Hopper; Nov. 17-Janet Winkler; Nov 18-Cindy Gillentine; Nov. 19- Kim Baker; Nov 20-Barbara O'Donnell; Nov 21-Virginia Phillips, Donna Welmaker; Nov 24-Theda Flournoy; Nov 25-Jan Davidson; Nov 26-Elaine Beshara, Cathy Brown, Diana Reed; Nov 27-Janet Cary, Paula Love.



Quilts made with disappearing blocks are intriguing. I have been wanting to try one to see what it was all about. You start with a simple block such as a Four-Patch, Nine-Patch or Pinwheel. Then you carefully slice it into sections and rearrange the sections to give the block an entirely new look. It seems the options are almost endless. This month we are going to be starting with a nine-patch.

**Cutting Instructions:** (Pieces already cut in your packet)

**Dark Red** – Cut one 4 1/2” squares

**Medium Red** – Cut four 4 1/2” squares

**Tan (Background)** – Cut four 4 1/2” squares



Unfinished size 11 3/4” x 11 3/4”

**LET'S GO PIECE THIS BLOCK!** All seams are a scant 1/4”.

**First – (1)** Place all of the 4 1/2” squares in the order shown below. The dark red square is the center and the four medium red squares are placed in the corners with the tan squares placed in between **(2)** Sew the top row together and press seams toward the medium red squares. Sew the middle row together and press seams toward the center red square. **(3)** Sew the top row to the middle row, the seams should nest together to line up. Press the seam toward the middle row. Next sew the bottom row to the middle row, the seams will nest together to line up. Press the seam toward the middle row. Your nine-patch is now finished and should measure 12 1/2”.

(1)



(2)



(3)



**Second – Now let's transform this ordinary nine-patch into something new.** **(4)** Find the middle of the block, it should be 6 1/4” in from the left side. Make a vertical cut down the middle. Don't move the fabric and next find the horizontal middle of the block, again it should be about 6 1/4” from the bottom. Make a horizontal cut across the middle. You now have 4 cut sections. **(5)**. Take the top right section and rotate it 180 degrees. Rotate the bottom left section 180 degrees also. This block is now a four-patch.

(4)



(5)







***Third*** – Take the top two sections and sew them together. Press the seam to the right side. Next sew the bottom two sections together and press the seam to the left side. Finally, sew the top section to the bottom section matching seams which should be nested together. Your block is now finished. Once all the blocks are laid out together, you will see secondary designs appear. There are so many ways to slice and dice different blocks. Have fun with them.



**ATTENTION:** This month's kits, will be available to pick up at Quilter's Crossing. If you have any previous month's blocks that you have sewn, please turn them in at Quilter's Crossing and we will pick them up and get them to Charity Bee.

**If you have any questions, my email is [catherineholliday25@yahoo.com](mailto:catherineholliday25@yahoo.com).**

HAPPY QUILTING!



# TEXAS QUILT MUSEUM

*History in the Making*

LA GRANGE, TEXAS – – The upcoming autumn exhibits at the Texas Quilt Museum virtually soar with a retrospective for one of quilting’s biggest superstars and an avian-themed juried show that really takes flight!

Picture Perfect: Quilts by **Cynthia England** and *Flying High: For the Love of Birds* will be on display from September 24-December 30.

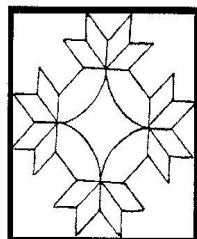
She is recognized internationally as an author, pattern designer, and fiber artist, and has won many competition awards including three Best of Show prizes at International Quilt Association’s annual Judged Show in Houston. Experimentation with quilting techniques led her to develop her own unique style, “picture piecing,” for interpreting photographs in spectacular pictorial quilts.



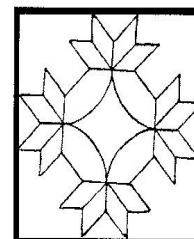
*Flying High: For the Love of Birds* will feature 41 quilts curated by Museum co-directors Karey Bresenhan and Nancy O’Bryant Puentes. This visually exciting collection of art and contemporary traditional quilts celebrates our feathered friends and the many ways in which they help sustain our ecosystems.

Mask are required in the museum

The Texas Quilt Museum is located at 140 W. Colorado St., La Grange, TX 78945. It is open Thurs.-Sat. from 10 am-4 pm. Learn more at [www.TexasQuiltMuseum.org](http://www.TexasQuiltMuseum.org). You can also find us on Facebook and Twitter. Media: For visuals or interviews, contact Bob Ruggiero, Vice President of Communications for Quilts, Inc., at [bobr@quilts.com](mailto:bobr@quilts.com).



**Quilters' Guild of East Texas  
Annual Tyler Quilt Show  
Ruby Red Celebration  
40<sup>th</sup> Anniversary**



**March 26-27, 2021**

**9:30 - 4:30**

**Harvey Hall - 2000 W. Front Street**

**Admission \$8.00**

**You are invited to attend and/or enter a quilt in the  
2021 Tyler Quilt Show!**

**Over 200 beautiful quilts are entered for judging in many varied categories with ribbons awarded as well as monetary awards. In the past, some of the quilts shown in Tyler have gone on to win accolades at Paducah, Dallas, Houston, Road to California and other large shows.**

**At the Quilters' Guild of East Texas quilt show you can enjoy: over 30 vendors, Guild Country Store, Silent Auction, Raffle Quilt, Bed Turning; Demos by Vendors and Guild Members**

**Applications for Quilt Entry, category descriptions and instructions are online at [www.QGETX.org](http://www.QGETX.org). The deadline for applications is February 11, 2021.**

**We would love to see you at the Tyler Quilt Show!**

**Find us on Facebook [www.facebook.com/QuiltersGuildofeasttexas](http://www.facebook.com/QuiltersGuildofeasttexas) or on Pinterest at Quilters Guild of East Texas**





TOM BROWN MEMORIAL COLUMBUS CLUB

**BENEFIT FOR LOCAL CHARITIES**

**SATURDAY, NOVEMBER 14, 2020**

**At COLUMBUS HALL, HEMPSTEAD, TEXAS**

22892 Mack Washington Road, Hempstead, TX 77445

**10:00AM TILL 7:00PM**

# QUILT SHOW

**LIVE AUCTION AT 6PM**

**INCLUDES SEVERAL BEAUTIFUL QUILTS**

**SILENT AUCTION — HANDMADE ITEMS**

**THREE RAFFLES... MANY CHANCES TO WIN!!!**

**DOOR PRIZES EVERY HOUR**

**15+ VENDORS of all sorts**

**VINTAGE SEWING DEMONSTRATIONS ALL DAY**

**LUNCH, SNACKS AND DRINKS AVAILABLE**

**FLAG RETIREMENT CEREMONY AT 2pm**

**FREE ADMISSION    FREE PARKING**

**CHICKEN FRIED STEAK DINNER**

**SERVED FROM 5:00 TO 7:00 PM, \$13 / person**

For event information contact Jack Gibbs  
At [jacklgibbs@gmail.com](mailto:jacklgibbs@gmail.com) or 713-816-1923



## Tri-County's Fabulous Bees



*Remember: you must be a paid member to participate in our Bees.*



Barbara Clark, Queen Bee

Our Bees create a strong sense of a quilting community within the guild. Consider becoming a Beekeeper! Organize your bee, find a location, contact Queen Bee Barbara Clark [bclark448@sbcglobal.net](mailto:bclark448@sbcglobal.net) to let her know, and go from there! If your bee does something unique, contact Janice Toler so she can recognize your bee in the newsletter.



**BEE Czars:** Meets the 3rd Monday from 5PM-8PM at Quilters Crossing. We choose projects as a group or work on our UFO's. We usually go on two retreats a year. If you are interested in joining this be please call to be put on a waiting list.

Ann Keilers 832-515-1081 or Marian Page 281-797-3014.



### Chicks With Feathers

**Sarah Yuhr-Beekeeper** ([sarah\\_hoffpauir@yahoo.com](mailto:sarah_hoffpauir@yahoo.com)) These are quilters who love their Featherweight machines. They meet at Quilter's Crossing on the first Thursday of the month from 2-5. Contact Sarah if you are interested in this bee.



**Day Strippers:** Barbara Clark, BeeKeeper. [bclark448@sbcglobal.net](mailto:bclark448@sbcglobal.net) Daystrippers is the only bee that has been with TCQG since its beginning. It meets at Cypress Crossing Christian Church on the second Friday of each month from 10 - 2. They work on personal projects and occasionally go on retreats and to quilt shows together. There are currently no openings in this bee. However, you can contact beekeeper, Barbara Clark to be put on a waiting list. New members have been moving in through the list!



**Quilter's Dozen:** Charmaine Fritchey Beekeeper. [cfritchey@gmail.com](mailto:cfritchey@gmail.com). Meets the 2nd Thursday at Quilters Crossing from 10-2:30. We have great times together! We have openings for 3 members.



**We Bee Quilters:** Nancy Terlikoski Co Beekeeper. [Nancy\\_terlikoski@sbcglobal.net](mailto:Nancy_terlikoski@sbcglobal.net). Sarah Ballard, Co beekeeper- [mballard11@comcast.net](mailto:mballard11@comcast.net) Meets the 2nd and 4th Wednesday of each month at Quilters Crossing from 1-4 PM. This bee is a group of quilters who just want to enjoy spending time doing what we love with fellow quilters. We work on our own projects, group projects, exchanges. Anyone who would like to join us is welcome!



## STOCKING STUFFERS FOR BOYS & GIRLS COUNTRY

Cypress Crossing Christian Church  
15751 Cypress Rosehill Rd, Cypress, TX 77429  
9:30 am to 2:30 pm  
Sharon Castillo – 713.828.0861

The drop off days will be every two weeks from 9am to noon starting Wednesday September 9<sup>th</sup>.

Dates: November 4<sup>th</sup>

The following items have been asked for and will be needed by November 4th:

- 50 Adult Face Mask
- 50 Teen Face Mask
- Shampoo
- Conditioner
- Body Wash
- Bar soap
- Shaving cream (for both genders)
- Razors (both genders)
- Floss
- Q-Tipps
- Loofahs
- Hair Spray
- Colorful socks in original packaging
- Notepads
- Journals
- Pens and pencils
- Craft supplies
- Puzzles
- Playing cards
- Card games
- Crayons
- Flashlights
- Storybooks
- Coloring books
- Sudoku/Crossword puzzle books

Full size stocking stuffers are preferred.

The liaison did not ask for any candy due to the “burden” she felt will be place on our volunteers during this time, but she did not say “absolutely not.” I am buying candy!

We will be supplying for 80 stockings

## Quilts Needing Quilting

Please consider going by Cypress Crossing Christian Church on the following days

November 4 th to pick up two or three quilt kits to help us meet our partners needs; especially during this time when

the season is changing and the holidays are upon us. This is a time when surgeries are being done to beat the new year insurance policy deductibles and the emotional issues that set in during the holidays.





Please support our great family of sponsors ... We couldn't do this without them!

**CabinQuilter Custom Quilting**  
 Diane Anderson  
 Award-Winning Longarm Quilter

www.cabinquilter.com      Georgetown, Texas  
 diane@cabinquilter.com      713-817-0279

**SHADYWOOD QUILTS**

Betty Baker  
 Professional Machine Quilting  
 17412 Bobcat Trail  
 Cypress, Texas 77429  
 (NW Houston)  
 P. ((281) 250-5991  
 Info@ShadywoodQuilts.com  
 www.ShadywoodQuilts.com

STACY DONG  
832.392.3625  
quilterscabinTX@gmail.com



23101 Petrich Ln,  
Tomball, 77377 TX

www.quilterscabin.com

quilterscabinretreat.blogspot.com @quilterscabin @quilterscabinretreat

LONGARMRENTAL.COM



NOLTING ~ 713 • 203 • 6259

**HOBBS & BAIR, INC.**  
 Tax Preparation \* IRS Audits \* Accounting & Bookkeeping

17515 Spring Cypress, Ste. C-Box 160  
 Cypress, TX 77429  
 Phone: 832-349-5105  
 Fax: 734-749-0750  
 J. K. KLEVORN  
 Enrolled Agent  
 Jkklevorn@taxlady7.com

1-877-764-1271 Texas and Michigan

*S. Lori Richter*  
**Quilts & Creations**  
 Long Arm Quilting Services

SLRQuilts.com  
 Lori@slrquilts.com  
 512-636-5203  
 10223 Hedge Way Dr.  
 Houston, TX 77065





Please support our great family of sponsors...we couldn't do this without them!

**Quilters Crossing, LLC**  
 Fabric, Notions, Classes  
 Quilting Services

**Gloyer Pharmacy Plaza**  
 1006 West Main Street  
 Tomball, TX 77375

phone: (281) 516-7515

owner: Deb Morley

website:  
[www.quilterscrossingtx.com](http://www.quilterscrossingtx.com)

email:  
[quilterscrossing@att.net](mailto:quilterscrossing@att.net)

**the Celtic Quilter**  
 PATRICIA LOPES  
 12422 Bent Pine Drive  
 Cypress, Texas 77429  
 713-203-6259

PROFESSIONAL LONGARM  
 QUILTING SERVICES  
 T-SHIRT QUILTS - MEMORY QUILTS - EMBROIDERY  
 SUPPLIER OF SUPERIOR THREADS

AUTHORIZED NOTTING DEALER & HOBBS DISTRIBUTOR

[TRISH@CELTICQUILTER.COM](mailto:TRISH@CELTICQUILTER.COM)      [WWW.CELTICQUILTER.COM](http://WWW.CELTICQUILTER.COM)

  
**Makin' Stitches**

Kathie Spargo  
 Owner

By Appointment Only

Contact Tel: 832-671-0696  
[dohamma@hotmail.com](mailto:dohamma@hotmail.com)

Quilting Services  
 Computer Guided  
 Edge to Edge  
 Custom  
 Binding  
 Free Motion  
 Machine Rentals

**VALERIE'S**  
**Thread Tales**

CUSTOM LONGARM QUILTING  
[ValeriesThreadTales.com](http://ValeriesThreadTales.com)    423.836.0654  
[ValeriesThreadTales@gmail.com](mailto:ValeriesThreadTales@gmail.com)

**MAGNOLIA MANOR  
 RETREAT**

LISA RENFROW



26250 RILEY ROAD  
 WALLER, TEXAS 77484  
 (936)-372-5801

[MAGNOLIARETREATS@GMAIL.COM](mailto:MAGNOLIARETREATS@GMAIL.COM)  
[WWW.MAGNOLIAMANORRETREAT.COM](http://WWW.MAGNOLIAMANORRETREAT.COM)

**Mel's Sewing Machine Service**

**Melvin Ballard**  
 Owner

**We Repair all Makes and  
 Models**  
 Sewing Machines  
 Sergers  
 Embroidery Machines  
 Industrial Machines

1923 Hamlin Valley Dr  
 Houston, Texas 77090  
 Phone: 713-515-4774  
 Fax: 281-444-1256  
[1melvin1@sbcglobal.net](mailto:1melvin1@sbcglobal.net)





Please support our great family of sponsors...we couldn't do this without them!

*Painted Pony 'n Quilts*

1015 S. Broadway, La Porte, Tx 77571

M-F 10am-5pm; Sat. 10am-4pm



**Perfect  
Mother's Day  
Gift**

Sterling silver  
**Quilter's Bell**

Exclusive only from  
Painted Pony 'n Quilts!

Visit us online:  
[www.ppnq.com](http://www.ppnq.com) ,

Facebook & Instagram

Contact us:

[ppnqstaff@ppnq.com](mailto:ppnqstaff@ppnq.com) or 281-471-5735



**Sandra Goldsby**

Ind. Future Executive Sr. Sales Director

14203 Decker Drive  
Magnolia, TX 77355  
281-356-7747

[sgoldsby@gmail.com](mailto:sgoldsby@gmail.com)  
[www.marykay.com/sgoldsby](http://www.marykay.com/sgoldsby)

MARY KAY



**Handmade by Hart**

Lisa Hart

[HandmadeByHart@gmail.com](mailto:HandmadeByHart@gmail.com)

281-782-6020

Hand dyed fabric, bamboo  
socks--infant through adult  
sizes and much more!

**Loft Supply**  
Proudly serving quilters in North Houston!  
Delivering quality batting  
[www.LoftSupply.com](http://www.LoftSupply.com)  
832.675.1143

Guild Delivery | Custom Delivery | Customer Pickup  
Become a preferred customer and receive discounts throughout the year!  
Follow us on Facebook for special promotions



Longarm Quilt Machine Rentals  
Professional Quilting Services  
Tryce Beadle, Owner




11703 Spring Cypress Rd., Ste. D, Tomball  
346-236-4353 • [www.honeysucklelanequilting.com](http://www.honeysucklelanequilting.com)

**MagnaFingers™**

Easily Pick Up and Release Pins, Needles, Fish Hooks, Paperclips, Screws, etc.

Order online [www.MagnaFingers.com](http://www.MagnaFingers.com)



Use with your telescoping tool for extended reach!

[Christine@MagnaFingers.com](mailto:Christine@MagnaFingers.com) • 832-978-5683 • Invented in Cy-Fair

For more information, please see or email Sharon Castillo at [sharoncastillo@gmail.com](mailto:sharoncastillo@gmail.com).



Advertising: \$25 per year for TCQG members; \$50 per year non-members. Please contact Lynn Loyd at [Lynn.Loyd@att.net](mailto:Lynn.Loyd@att.net)



Dear Tri-County Quilt Guild,

This is to let you know officially that I will not be appraising quilts after December 31. I have announced this decision to some of you, but just in case word has not reached you, this is officially the end of Hancock Appraisal Services.

I decided to retire in 2020, and I have been trying to progress to the point where I really feel retired. Due to some age-related eye problems, I have decided now is the right time. I hope to continue doing some of the craft and sewing projects that I have enjoyed all my life. I appreciate all of the people in our guild who have helped me along the way. I consider Tri-County to be my guild. I will be around to volunteer for meetings and shows.

In this official end and clean-out, I am selling some excellent books by experts in the fabric and quilt history field. If anyone is interested, I invite them to contact me.

Thank you for welcoming my service, and I appreciate all that you have done to help me.

Sincerely,

Jane Hancock  
Cell: 713-825-9290  
JaneH7@sbcglobal.net







<b>President</b>	Janet Winkler	281-373-3434	tcqgpresident@gmail.com
<b>VP—Administration</b>	Cynthia Blossom	281-304-0979	tcqgvpresidentadm@gmail.com
<b>VP—Financial Oversight</b>	Sharon Castillo	713-828-0861	tcqgvpresidentfo@gmail.com
<b>Treasurer</b>	Shelly Wiggins	832-338-4079	tcqgtreasury@gmail.com
<b>Secretary</b>	Shari Stone	713-702-9724	tcqgsecretary@gmail.com
<b>Membership</b>	Becky Burkett	281-923-4786	tricountyguild@gmail.com
<b>Programs-Sr. Chair</b>	Lisa Hart	281-782-6020	tcqgprograms@gmail.com
<b>Programs– Jr. Chair</b>	Sheila Kristynik	713-515-3485	tcqgprograms@gmail.com
<b>Registered Agent- (Corp)</b>	Lynn Loyd	803-317-5443	lynn.loyd@att.net
<b>Board of Directors (Corp)</b>	Linda Love	281-351-8953	L.hlove@yahoo.com
	Mary Jane Sterbanz	713-822-3020	rsterbanz@att.net
	Charmaine Fritchey	281-221-1716	cfritchey@gmail.com
<b>Block of the Month</b>	Catherine Holliday	281-753-3340	catherineholliday25@yahoo.com
<b>Blog</b>	Sharon Castillo	713-828-0861	tcqgtx@gmail.com
<b>Publicity/Social Media</b>	SuZanne Gilbride	281-799-0969	gilbride@entouch.net
<b>Charity Bee Chair</b>	Sharon Castillo	713-828-0861	sharonfcastillo@gmail.com
<b>Quilt Show Chair</b>	Barbara Boone	713-870-5772	tcqg2022show@gmail.com
	Debbie Kelton	805-760-0490	kelton0123@gmail.com
<b>Community Service</b>	Charla Reese	281-787-9868	charla361@yahoo.com
<b>Hugs</b>	Bobbi Miller	720-985-3201	bmiller576@gmail.com
<b>Door Prizes</b>	Buina Collins	832-475-0346	kobuina1979@yahoo.com
<b>Head Bee Keeper</b>	Barbara Clark	281-793-0816	bclark448@sbcglobal.net
<b>Holiday Bash Chair</b>	Lisa Hart	281-782-6020	quikhound@gmail.com
<b>Hospitality</b>	Anna Church	832-622-0887	anna_church@yahoo.com
	Georgia Maynard	406-370-8966	k50j49@gmail. Com
<b>Magazines</b>	Deborah Dodge	713-862-8365	dodged@flash.net
<b>Newsletter</b>	Janice Toler	281-727-8140	Janice.toler@gmail.com
<b>Property Management</b>	Karl Burkett	713-494-6808	Burkett@rice.edu
	Martha Alderson	281-213-4536	martha_alderson68@yahoo.com
<b>Storybook Quilts</b>	Sara Ballard	713-515-5670	mballard11@comcast.net