



TCQG News

Serving Northwest Harris,
Montgomery & Waller
Counties, Texas

Volume 15 Issue 12

December 2020

From The President's Stash

Happy Holidays,

It's hard to believe that the holidays are upon us. This year may turn out to be a very unique holiday season for us all. Perhaps you will be able to be with family and friends, but if not, I hope you are happy and safe.

Our Charity Bee has been hard at work making quilts and filling stockings with treats for the various charitable groups we support. Thank you to everyone who donated items and time to help make this a memorable holiday for our clients.

I hope you are all planning to attend the December guild meeting. Rachel Daisy will be presenting all the way from Australia and we will be electing guild officers for 2021. It is so easy to participate in the meeting. When you receive the invitation you will see a link that invites you to join the meeting. On the night of the meeting, just click on that link and it will take you to the zoom site. Click on "join meeting" and you will automatically be admitted to the meeting. There is absolutely no cost to you. To add to the festive occasion, we encourage you to wear a holiday hat of your own creation.

My wish is for you all to stay healthy and have a wonderful holiday season.

Janet Winkler

Welcome to all Members!! Many of you put in volunteer hours each month but cannot always make a guild meeting, just email me at the guild's email address {tricityguild@gmail.com} and let me know your hours so I can include those in our monthly report. Also, please...when signing in for the guild meeting, give yourself two (2) hours credit for participation plus any volunteer hours you have accumulated. **Becky Burkett**

Welcome New Member!

Bonnie Langan

Christina Ward

Meetings begin promptly at 7pm, so we can adjourn on time. The front doors will be closed at 6:55, and the members will be asked to take their seats. This will allow the various committee heads & board members to get into the meeting on time. Come early so you have time to sign in, check out any raffles or upcoming workshops, visit the magazines, etc.

Inside this issue:

President's Stash	1
September Show and Tell	2-6
Membership Drive	8
<i>Speakers, Workshops & Fun Stuff!</i>	9
<i>Show News</i>	10
<i>BOM</i>	11-12
<i>Other Quilt Shows</i>	13-14
<i>Tri-County's Fabulous Bees</i>	15
<i>Charity Bee, Community Service</i>	16
<i>Shopping</i>	17-19
<i>Guild Officers & Committee Chairs</i>	20



December BOM

Meetings

Fairfield Baptist Church
27240 Highway 290
Cypress, Texas
On 290 westbound between Mueschke and Mason Roads
1st Tuesday of the month,
7pm-9pm
tricityguild@gmail.com












From the Office of the Vice President (of Administration),

Want to be a part of the December Zoom general membership meeting?



Time is speeding up as we head for the holidays! We are still doing the Zoom meetings for December, so I'm still looking for Show n Tell projects for the meetings. December's Show and Tell will be featuring YOUR holiday creations...Quilts, vests, runners, bags, whatever!... If it's winter/Christmas related, send it in!!

For December's meeting deadline for inclusion is **Wednesday, November 25** at Noon.

Requirements (aren't there always?):

- 1) Send me a picture(s)- Send to ceblsm@hotmail.com only. Indicate if someone else did the quilting so they get credit too. Include short story of why you made it. (I reserve the right to edit for length)
- 2) Deadline to submit pictures is **Wednesday, November 25** at Noon. **Yes, High Noon!**
- 3) Attend the meeting on December 1st and bask in the pleasure your pics bring to the group.

Time to show off what we got!

Cynthia Blossom (aka The Blue Boa Lady)

VP-ADMIN

ceblsm@hotmail.com

DO NOT RESPOND BY HITTING REPLY TO THIS EMAIL. EMAIL ME DIRECTLY. THANKS



Annual Meeting—December 1

We will have our annual Tri-County Quilt Guild meeting December 1, 2020.

We normally have our pot luck dinner and Holiday Bash at this meeting. This year we will still have a festive atmosphere via our zoom meeting. I hope each of you will wear your holiday hat, send in a photo of a holiday project for Show and Tell, and hear our speaker, Rachael Daisy who will be joining us all the way from Australia. We will also have our board elections for 2021.

Please join us. It is so easy to log on. You will receive an invitation to the meeting a day or two before the Dec. 1 date. The evening of the meeting, just pull up the email with the invitation and click on the link. Voila!!!! You will then be attending the meeting. See you then.

Because of Covid, our Holiday Bash will be a little different this year, but we are planning to bring back one of our traditions for the December Zoom meeting — HOLIDAY HATS! Get started now while all the holiday paraphernalia is still available in the stores. Decorate to your heart's content and be ready to wear your design to our December meeting. We can oooh and aaah at everyone's creativity.





2021 Membership Renewals

Remember, you need to have an active membership in order to vote on officers at the December meeting. Indeed, if your membership is not renewed, you will not receive the Zoom invitation for meetings from here on. Which would be a shame, as we have some super speakers lined up for the next few months. And don't forget, you get a discount at many area quilt shops and free admission to the Texas Quilt Museum in La-Grange. We will begin meeting in person again in 2021 and we want you THERE!

If you believe you've sent in your form and check, please call me at 281-923-4786 or email me at the link below. If it's slipped your mind until now, go [HERE](#) and get the form. **DO IT NOW!!** Looking forward to hearing from all of you!

Becky Burkett
Membership Chair
Tri-County Quilt Guild

Your guild Needs You—Volunteer!

Junior Program Chair—work with the senior program chair to locate and sign up speakers for monthly guild meetings. The junior program chair will become the senior program chair the following year.

triountyguild@gmail.com



This year, our December meeting will be quite different than in past years. Even though we are not able to have the Holiday Bash in person, we will have an exciting night that you will not want to miss! Make sure that you update your membership in a timely fashion and join us for a wonderful, colorful December meeting on Tuesday, December 1st.

December 1st—Rachael Daisy

We typically do not have a speaker in December, but since we had a few months without meetings or speakers, we have scheduled someone amazing to present to us all the way from Australia. Rachael Daisy is an incredibly creative quilter that will dazzle you with her use of color and design.

Check out her blog at the link below and on Instagram @bluemountaindaisy

<https://bluemountaindaisy.blogspot.com/>



Even though we will not be meeting in person, we can still carry on some of our fun traditions for the December meeting. Make a festive hat to wear and we will be able to scroll through on zoom to see the pictures of everyone.

Mark your calendars for all of the guild events and remind your friends to join us as well!

Lisa Hart

Programs Senior Chair



January 5 - David Sirota

Topic—Paper piecing made simpler



Quilt Boutique

We have been working hard as a committee to bring you fun and exciting new projects to be sold at our 2022 show. Currently we will be continuing to do virtual boutique project workshops. Please watch your email for the video link and any updates. Thank you for your continued support and help making the 2022 quilt show a success.

We hope you will join us.

If you have questions call, text or email:

Mindy Danforth- 630-251-2321, Mjdanforth@sbcglobal.net

Vicki Tate- 832-515-3139, Vickitate@live.com

December Birthdays, Special Events, Recognitions, Sympathies

Dec 1– Barbara Pavlas; Dec 2– Sarah Yuhr; Dec 5– Joynell Jones; Dec 6– Carol Maloney; Dec 8– Mary Brownlee, Kathy Stoddard; Dec 10- Lucy Supler; Dec 12– Tiffany Engle, Mary Lynn Kimzey, Janet Megason; Dec 13– Michael Eichblatt, Connie Green; Dec. 14– Carol Johnson; Dec 17– Jerry White; Dec 18– Cynthia Blossom, Jeannette Medus, Mariaha Pedder; Dec 19– Janice Toler; Dec 24– Sue Baack; Dec. 26– Denise Hardcastle; Dec 27– Karen Jankiewiz; Dec 28– Char Peterson; Dec 30– Rae Brode; Dec 31– Laura Harston.



Jewel Box quilts are made from multiple 4-block groups and are usually sewn with vibrant jewel-tone fabrics such as in the Gemstones shown at the end of these instructions. These are usually set against a contrasting dark background, often black. Each unit is made up of 2 four patches and 2 half square triangles. Make 4 of these units and sew them together to make one big beautiful block.

Cutting Instructions for 1 block: (Pieces already cut in your packet for 2 of these)


Black – Cut four 3" x 3" squares

 Cut one 5 7/8" x 5 7/8" square

Jewel-Tone Fabrics –

 Cut four 3" x 3" squares from at least two different fabrics.

 Cut one 5 7/8" x 5 7/8" square, cut two to go scrappy




The block unit should measure 10 1/2" square


LET'S GO PIECE THIS BLOCK! All seams are a scant 1/4".

First – Make 2 four patch units. **(1)** Sew a 3" x 3" jewel square to one side of a black square of the same size. Press seam allowances toward the black square. Repeat to make 3 more jewel/black units. **(2)** Sew two of the units together to make a four patch placing blacks on the diagonal from each other and butting seam allowances together for the perfect match. Press new seam allowance in either direction. Repeat to make a second four patch unit. The four patch should measure a 5 1/2" square.

(1)




(2)




Second – Make 2 half square triangle (HST) units. **(1)** Pair a 5 7/8" black square with a jewel square the same size. Draw a diagonal line from one corner to the opposite corner on the reverse side of the lightest square. **(2)** Place the squares right sides together and sew two seams, each a scant 1/4" from the center diagonal line. Cut through both layers on the marked center diagonal line. **(3)** Open up and press seams to the dark side. Trim off dog ears. These should measure a 5 1/2" square.


(1)



(2)




(3)







Third – (1) Arrange all units into a square as illustrated below. Placing the two HST units on opposite corners with the black facing the center. Place the two four patch units in the other opposite corners with the colored squares going down the center to form a chain. **(2)** Sew the top two units together and then sew the bottom two units together to make two rows. Press toward the HST side. **(3)** Next sew the bottom row to the top row matching the center seam.

(1)



(2)



Think of all these jewel tone colors when you make your own blocks. Very pretty set against a black background. When you put 4 blocks together it forms a diamond in the middle with the chain surrounding it.



HAPPY QUILTING!

ATTENTION: This month's kits, will be available to pick up at Quilter's Crossing. If you have any previous month's blocks that you have sewn, please turn them in at Quilter's Crossing and we will pick them up and get them to Charity Bee.

If you have any questions, my email is catherineholliday25@yahoo.com.



TEXAS QUILT MUSEUM

History in the Making

LA GRANGE, TEXAS – – The upcoming autumn exhibits at the Texas Quilt Museum virtually soar with a retrospective for one of quilting’s biggest superstars and an avian-themed juried show that really takes flight!

Picture Perfect: Quilts by **Cynthia England** and **Flying High: For the Love of Birds** will be on display from September 24-December 30.

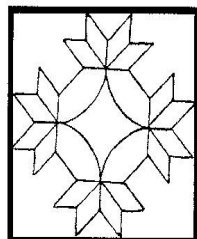
She is recognized internationally as an author, pattern designer, and fiber artist, and has won many competition awards including three Best of Show prizes at International Quilt Association’s annual Judged Show in Houston. Experimentation with quilting techniques led her to develop her own unique style, “picture piecing,” for interpreting photographs in spectacular pictorial quilts.



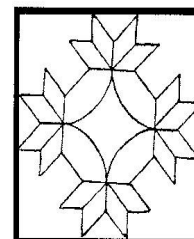
Flying High: For the Love of Birds will feature 41 quilts curated by Museum co-directors Karey Bresenhan and Nancy O’Bryant Puentes. This visually exciting collection of art and contemporary traditional quilts celebrates our feathered friends and the many ways in which they help sustain our ecosystems.

Mask are required in the museum

The Texas Quilt Museum is located at 140 W. Colorado St., La Grange, TX 78945. It is open Thurs.-Sat. from 10 am-4 pm. Learn more at www.TexasQuiltMuseum.org. You can also find us on Facebook and Twitter. Media: For visuals or interviews, contact Bob Ruggiero, Vice President of Communications for Quilts, Inc., at bobr@quilts.com.



**Quilters' Guild of East Texas
Annual Tyler Quilt Show
Ruby Red Celebration
40th Anniversary**



March 26-27, 2021

9:30 - 4:30

Harvey Hall - 2000 W. Front Street

Admission \$8.00

**You are invited to attend and/or enter a quilt in the
2021 Tyler Quilt Show!**

Over 200 beautiful quilts are entered for judging in many varied categories with ribbons awarded as well as monetary awards. In the past, some of the quilts shown in Tyler have gone on to win accolades at Paducah, Dallas, Houston, Road to California and other large shows.

At the Quilters' Guild of East Texas quilt show you can enjoy: over 30 vendors, Guild Country Store, Silent Auction, Raffle Quilt, Bed Turning; Demos by Vendors and Guild Members

Applications for Quilt Entry, category descriptions and instructions are online at www.QGETX.org. The deadline for applications is February 11, 2021.

We would love to see you at the Tyler Quilt Show!

Find us on Facebook www.facebook.com/QuiltersGuildofeasttexas or on Pinterest at Quilters Guild of East Texas



Tri-County's Fabulous Bees



Remember: you must be a paid member to participate in our Bees.



Barbara Clark, Queen Bee

Our Bees create a strong sense of a quilting community within the guild. Consider becoming a Beekeeper! Organize your bee, find a location, contact Queen Bee Barbara Clark bclark448@sbcglobal.net to let her know, and go from there! If your bee does something unique, contact Janice Toler so she can recognize your bee in the newsletter.



BEE Czars: Meets the 3rd Monday from 5PM-8PM at Quilters Crossing. We choose projects as a group or work on our UFO's. We usually go on two retreats a year. If you are interested in joining this be please call to be put on a waiting list.

Ann Keilers 832-515-1081 or Marian Page 281-797-3014.



Chicks With Feathers

Sarah Yuhr-Beekeeper (sarah_hoffpauir@yahoo.com) These are quilters who love their Featherweight machines. They meet at Quilter's Crossing on the first Thursday of the month from 2-5. Contact Sarah if you are interested in this bee.



Day Strippers: Barbara Clark, BeeKeeper. bclark448@sbcglobal.net Daystrippers is the only bee that has been with TCQG since its beginning. It meets at Cypress Crossing Christian Church on the second Friday of each month from 10 - 2. They work on personal projects and occasionally go on retreats and to quilt shows together. There are currently no openings in this bee. However, you can contact beekeeper, Barbara Clark to be put on a waiting list. New members have been moving in through the list!



Quilter's Dozen: Charmaine Fritchey Beekeeper. cfritchey@gmail.com. Meets the 2nd Thursday at Quilters Crossing from 10-2:30. We have great times together! We have openings for 3 members.

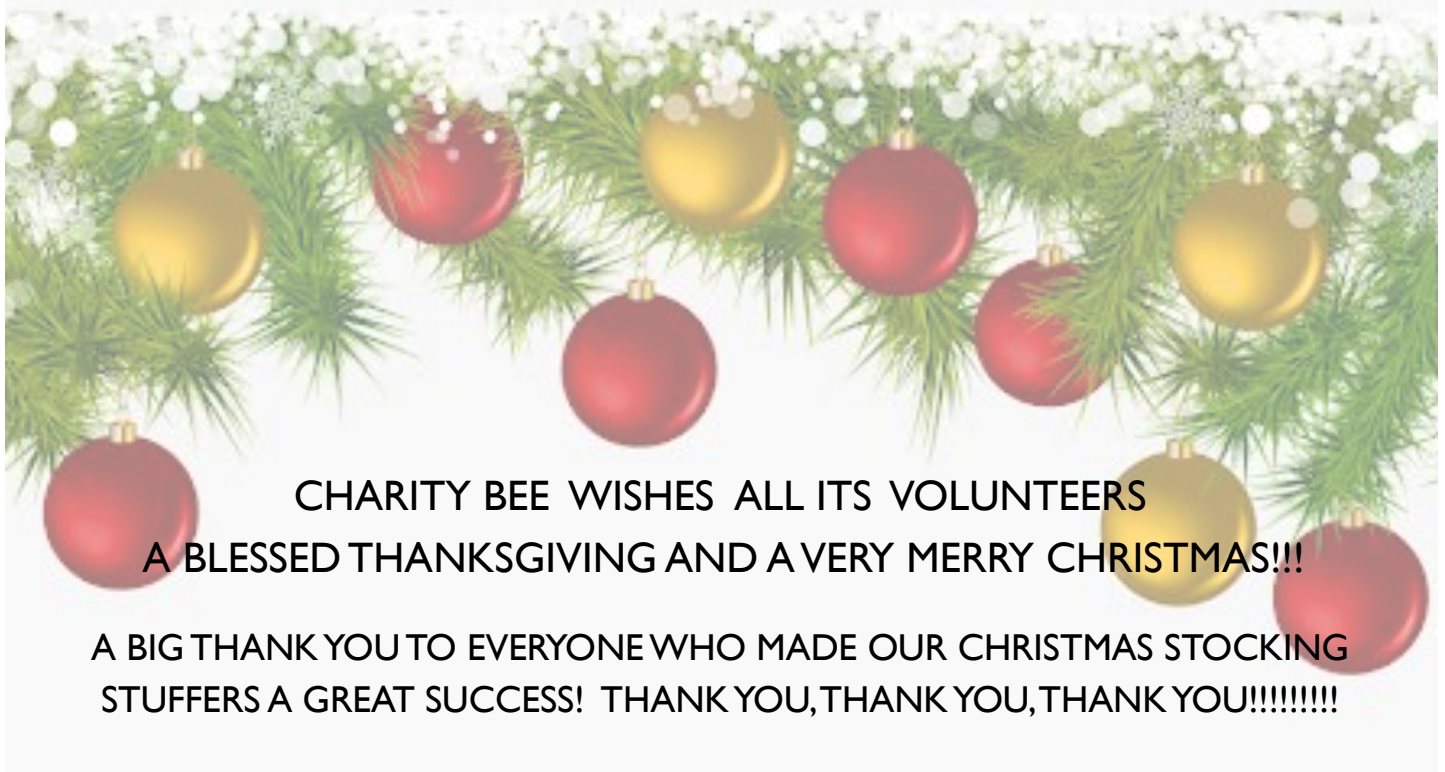


We Bee Quilters: Nancy Terlikoski Co Beekeeper. Nancy_terlikoski@sbcglobal.net. Sarah Ballard, Co beekeeper- mballard11@comcast.net Meets the 2nd and 4th Wednesday of each month at Quilters Crossing from 1-4 PM. This bee is a group of quilters who just want to enjoy spending time doing what we love with fellow quilters. We work on our own projects, group projects, exchanges. Anyone who would like to join us is welcome!



Cypress Crossing Christian Church
15751 Cypress Rosehill Rd, Cypress, TX 77429
9:30 am to 2:30 pm

Charity Bee will not be meeting again until January 27, 2021 and based on the status of where we are with COVID, we expect to still be working with a skeleton crew but having lots of work to work.



The Blog has a new posting under Member Links. You will find this link on the right side of our Blog. The posting is called Did You Know? You will find a cure for removing every stain known to man, I believe!

Sharon Castillo—713.828.0861



Please support our great family of sponsors ... We couldn't do this without them!

CabinQuilter Custom Quilting
 Diane Anderson
 Award-Winning Longarm Quilter

www.cabinquilter.com Georgetown, Texas
 diane@cabinquilter.com 713-817-0279

SHADYWOOD QUILTS

Betty Baker
 Professional Machine Quilting

17412 Bobcat Trail
 Cypress, Texas 77429
 (NW Houston)
 P. ((281) 250-5991
 Info@ShadywoodQuilts.com
 www.ShadywoodQuilts.com

STACY DONG
832.392.3625
quilterscabinTX@gmail.com



23101 Petrich Ln,
Tomball, 77377 TX

www.quilterscabin.com

quilterscabinretreat.blogspot.com @quilterscabin @quilterscabinretreat

LONGARMRENTAL.COM



NOLTING ~ 713 • 203 • 6259

HOBBS & BAIR, INC.
 Tax Preparation * IRS Audits * Accounting & Bookkeeping

17515 Spring Cypress, Ste. C-Box 160
 Cypress, TX 77429
 Phone: 832-349-5105
 Fax: 734-749-0750
 Jkklevorn@taxlady7.com

J. K. KLEVORN
 Enrolled Agent

1-877-764-1271 Texas and Michigan

S. Lori Richter
Quilts & Creations
 Long Arm Quilting Services

SLRQuilts.com
 Lori@slrquilts.com
 512-636-5203
 10223 Hedge Way Dr.
 Houston, TX 77065





Please support our great family of sponsors...we couldn't do this without them!

Quilters Crossing, LLC
 Fabric, Notions, Classes
 Quilting Services

Gloyer Pharmacy Plaza
 1006 West Main Street
 Tomball, TX 77375

phone: (281) 516-7515

owner: Deb Morley

website:
www.quilterscrossingtx.com

email:
quilterscrossing@att.net

the Celtic Quilter
 PATRICIA LOPES
 12422 Bent Pine Drive
 Cypress, Texas 77429
 713*203*6259

PROFESSIONAL LONGARM
 QUILTING SERVICES
 T-SHIRT QUILTS - MEMORY QUILTS - EMBROIDERY
 SUPPLIER OF SUPERIOR THREADS

AUTHORIZED NOTTING DEALER & HOBBS DISTRIBUTOR

TRISH@CELTICQUILTER.COM WWW.CELTICQUILTER.COM


Makin' Stitches

Kathie Spargo
 Owner

By Appointment Only

Contact Tel: 832-671-0696
dohamma@hotmail.com

Quilting Services
 Computer Guided
 Edge to Edge
 Custom
 Binding
 Free Motion
 Machine Rentals

VALERIE'S
Thread Tales

CUSTOM LONGARM QUILTING
ValeriesThreadTales.com 423.836.0654
ValeriesThreadTales@gmail.com

**MAGNOLIA MANOR
 RETREAT**

LISA RENFROW



26250 RILEY ROAD
 WALLER, TEXAS 77484
 (936)-372-5801

MAGNOLIARETREATS@GMAIL.COM
WWW.MAGNOLIAMANORRETREAT.COM

Mel's Sewing Machine Service

Melvin Ballard
 Owner

**We Repair all Makes and
 Models**
 Sewing Machines
 Sergers
 Embroidery Machines
 Industrial Machines

1923 Hamlin Valley Dr
 Houston, Texas 77090
 Phone: 713-515-4774
 Fax: 281-444-1256
1melvin1@sbcglobal.net



Please support our great family of sponsors...we couldn't do this without them!

Painted Pony 'n Quilts

1015 S. Broadway, La Porte, Tx 77571

M-F 10am-5pm; Sat. 10am-4pm



**Perfect
Mother's Day
Gift**

Sterling silver
Quilter's Bell

Exclusive only from
Painted Pony 'n Quilts!

Visit us online:
www.ppnq.com ,

Facebook & Instagram

Contact us:

ppnqstaff@ppnq.com or 281-471-5735



Sandra Goldsby

Ind. Future Executive Sr. Sales Director

14203 Decker Drive
Magnolia, TX 77355
281-356-7747

sgoldsby@gmail.com
www.marykay.com/sgoldsby

MARY KAY

Loft Supply
Delivering quality batting
www.LoftSupply.com
832.675.1143

Proudly serving quilters in North Houston!

Guild Delivery | Custom Delivery | Customer Pickup
Become a preferred customer and receive discounts throughout the year!
Follow us on Facebook for special promotions




Handmade by Hart
Lisa Hart
HandmadeByHart@gmail.com
281-782-6020
Hand dyed fabric, bamboo socks—infant through adult sizes and much more!

h Honeysuckle Lane
QUILTING STUDIO, LLC

Longarm Quilt Machine Rentals
Professional Quilting Services
Tryce Beadle, Owner

11703 Spring Cypress Rd., Ste. D, Tomball
346-236-4353 • www.honeysucklelanequilting.com

MagnaFingers™ Easily Pick Up and Release Pins, Needles, Fish Hooks, Paperclips, Screws, etc.
Order online www.MagnaFingers.com



Christine@MagnaFingers.com • 832-978-5683 • Invented in Cy-Fair

For more information, please see or email Sharon Castillo at sharoncastillo@gmail.com.



Advertising: \$25 per year for TCQG members; \$50 per year non-members. Please contact Lynn Loyd at Lynn.Loyd@att.net



President	Janet Winkler	tcqgpresident@gmail.com
VP—Administration	Cynthia Blossom	tcqgvpresidentadm@gmail.com
VP—Financial Oversight	Sharon Castillo	tcqgvpresidentfo@gmail.com
Treasurer	Shelly Wiggins	tcqgtreasury@gmail.com
Secretary	Shari Stone	tcqgsecretary@gmail.com
Membership	Becky Burkett	tricityguild@gmail.com
Programs-Sr. Chair	Lisa Hart	tcqgprograms@gmail.com
Programs– Jr. Chair	Sheila Kristynik	tcqgprograms@gmail.com
Registered Agent- (Corp)	Lynn Loyd	
Board of Directors (Corp)	Linda Love Mary Jane Sterbanz Charmaine Fritchey	
Block of the Month	Catherine Holliday	
Blog	Sharon Castillo	
Publicity/Social Media	SuZanne Gilbride	
Charity Bee Chair	Sharon Castillo	
Quilt Show Chair	Barbara Boone Debbie Kelton	
Community Service	Charla Reese	
Hugs	Bobbi Miller	
Door Prizes	Buina Collins	
Head Bee Keeper	Barbara Clark	
Holiday Bash Chair	Lisa Hart	
Hospitality	Anna Church Georgia Maynard	
Magazines	Deborah Dodge	
Newsletter	Janice Toler	
Property Management	Karl Burkett Martha Alderson	
Storybook Quilts	Sara Ballard	