



TCQG News

Serving Northwest Harris,
Montgomery & Waller
Counties, Texas

Volume 15 Issue 4

April 2020

From The President's Stash

I know we are all concerned with events surrounding the coronavirus. I hope everyone is staying in and staying healthy. I saw a posting on Facebook that said, "9 o'clock is when you change from your daytime pajamas into your nighttime pajamas". I have been following that belief consistently. Now that we're all just sitting around the house more, it's a great time to get out all those UFO's that we've been putting off and complete a few. You may also want to make a few bags for Charity Bee. The directions are on the blog.

We will be cancelling our April meeting. Rachael Daisy who was scheduled to speak to the guild in April, has canceled both her speaking engagement and her workshop the following Wednesday.

Our 2020 Quilt Show was one of the most successful shows in our history. Thank you to everyone who volunteered to work booths, help set up and take down, check in and hang quilts, sell raffle tickets, etc., etc., etc. The quality of quilts entered in the show was outstanding. People were constantly commenting about how impressed they were with the beauty and workmanship of the quilts. A very special thank you to Shari Stone and Mary Brownlee, our quilt show chairs. They did a truly amazing job and worked tirelessly for months. The funds we earned at the show help us support our charities and pay for speakers to visit the guild. Great job everyone. Our plan was to have all our ribbon winners bring their quilt(s) to the April meeting for Show and Tell. Hopefully, that will happen at our next meeting.

Believe it or not, we are already putting some pieces together to plan our quilt show in 2022. Barbara Boone will be the lead quilt show chair. We will soon be selecting a theme for the show and begin designing the raffle quilt. This needs to be completed by fall so we can print our postcards and schedule times and places to travel with the 2022 quilt.

We have also filled some open chair positions for the guild. Charla Reese is our new Community Service Chair. We have a team of people who have volunteered for the Hospitality Chair. They are Georgia Maynard, Anna Church, Peggy Wheeler, and Vicki Brown. Lisa Hart has agreed to be our Holiday Bash Chair again. I welcome these new volunteers and I know they will do a great job.

Again, thank you to everyone who made our 2020 show such a success. Take care of yourselves and your family.

Janet Winkler

Welcome to all Members!! Many of you put in volunteer hours each month but cannot always make a guild meeting, just email me at the guild's email address {tricountyguild@gmail.com} and let me know your hours so I can include those in our monthly report. Also, please...when signing in for the guild meeting, give yourself two (2) hours credit for participation plus any volunteer hours you have accumulated. Sharon Castillo

Welcome New Members!

Jill Bedford Lori Brunner Jan Davidson Angelette Jakobsen Cheryl Mehl
Thiry Kincaid Sharry Kohler Lori McCaleb Karen Jankiewicz Anita Wiese

Meetings begin promptly at 7pm, so we can adjourn on time. The front doors will be closed at 6:55, and the members will be asked to take their seats. This will allow the various committee heads & board members to get into the meeting on time. Come early so you have time to sign in, check out any raffles or upcoming workshops, visit the magazines, etc.

Inside this issue:

<i>President's Stash</i>	1
<i>November Meeting</i>	2-9
<i>Speakers, Workshops & Fun Stuff!</i>	10-11
<i>Area Quilt Shows</i>	
<i>Quilt Show News</i>	12-17
<i>BOM</i>	18-21
<i>Tri-County's Fabulous Bees</i>	22
<i>Charity Bee & Community Service Bees</i>	23
<i>Shopping</i>	24-26
<i>Guild Officers & Committee Chairs</i>	27



May BOM

Meetings

Fairfield Baptist Church
27240 Highway 290
Cypress, Texas
On 290 westbound between Mueschke and Mason Roads
1st Tuesday of the month,
7pm-9pm
tricountyguild@gmail.com










Apparel, Small, Non-profession, Best Machine Quilted
Fun Flowers







Original Design
 Quilt # 1200-012
 Quilter Lane Deveres
Montezuma

Description: This quilt was inspired by the colorful buildings in Montezuma, New Mexico. I used a variety of fabrics and colors to create a vibrant and eye-catching design. The quilt is made of 100% cotton and is suitable for all seasons.



Original Design
 Quilt # 1200-012
 Quilter Lane Deveres
Multi Faunal Feline

Description: This quilt is a tribute to the beauty of nature. I used a variety of floral fabrics to create a vibrant and eye-catching design. The quilt is made of 100% cotton and is suitable for all seasons.



Original Design
 Quilt # 1200-012
 Quilter Lane Deveres
Seahorse

Description: This quilt is a tribute to the beauty of the ocean. I used a variety of colorful fabrics to create a vibrant and eye-catching design. The quilt is made of 100% cotton and is suitable for all seasons.



Original Design
 Quilt # 1200-012
 Quilter Lane Deveres
Rose

Description: This quilt is a tribute to the beauty of nature. I used a variety of colorful fabrics to create a vibrant and eye-catching design. The quilt is made of 100% cotton and is suitable for all seasons.



Original Design
 Quilt # 1200-012
 Quilter Lane Deveres
Victoria

Description: This quilt shows my youngest daughter, Victoria, when she was six or seven years old. I used collage techniques to create a vibrant and eye-catching design. The quilt is made of 100% cotton and is suitable for all seasons.




Original Design
 Quilt # 1200-012
 Quilter Lane Deveres
Greenery

Description: This quilt is a study in the color green. I used my stash and scraps to pull together the green fabric and background. I added accents to pull together the green fabric and background. I added accents to pull together the green fabric and background. I added accents to pull together the green fabric and background.



Original Design
 Quilt # 1200-012
 Quilter Lane Deveres
Floral Car

Description: This quilt is a tribute to the beauty of nature. I used a variety of colorful fabrics to create a vibrant and eye-catching design. The quilt is made of 100% cotton and is suitable for all seasons.



Original Design
 Quilt # 1200-012
 Quilter Lane Deveres
Waterfall

Description: This quilt is a tribute to the beauty of nature. I used a variety of naturalistic fabrics to create a vibrant and eye-catching design. The quilt is made of 100% cotton and is suitable for all seasons.




Original Design
 Quilt # 1200-012
 Quilter Lane Deveres
Ocean

Description: This quilt is a tribute to the beauty of the ocean. I used a variety of colorful fabrics to create a vibrant and eye-catching design. The quilt is made of 100% cotton and is suitable for all seasons.



Original Design
 Quilt # 1200-012
 Quilter Lane Deveres
Parrot and Flowers

Description: This quilt is a tribute to the beauty of nature. I used a variety of colorful fabrics to create a vibrant and eye-catching design. The quilt is made of 100% cotton and is suitable for all seasons.





Special Notice

Due to concerns over the coronavirus, Tri-County Quilt Guild will not meet April 7 or have a workshop April 8.

June Speaker

Our speaker for the June 2nd meeting will be Karen Combs, a well known quilter, author, fabric designer and teacher. She lives in Tennessee and will be bringing her lecture and trunk show Quilts of Illusions to share with us.

<https://www.karencombs.com/class-detail.php?ID=1>

On Wednesday, June 3rd, we will have a 6 hour workshop at Quilters Crossing. The class fee is \$35 for guild members plus a \$10 fee to be paid to Karen before the end of class for the pattern. We have a maximum of 20 students for this class and sign up is currently open. If you are interested in taking the workshop, please send an email to Lisa Hart at TCQGprograms@gmail.com and she will give you instructions for payment. Remember that the signups for non-members of the guild does not open until we are two weeks out from the workshop. If spots are available for non-members, the fee will be \$40 plus the \$10 to Karen. Following is the link to the supply list and picture of the project.

<https://www.karencombs.com/class-detail.php?ID=22>

During this time when so many are working from home and staying home to flatten the curve, take advantage of the amazing offer from bluprint for free classes through April 9th. Karen has a free

https://shop.mybluprint.com/quilting/classes/new-directions-in-tumbling-blocks/39935?SSAID=1699393&sscid=31k4_I0vw5&sasClickId=31k4_I0vw5&cr_linkid=ShareASale_Banner_ShareASale&cr_maid=46579&cr_source=ShareASale&cr_medium=ShareASale

Stay safe and healthy!

Lisa Hart



Sewing is Good for You

- Allows me time
- Reduces screen time
- You accomplish something
- Increases self confidence
- Effective coping strategy

<https://thisblogisnotforyou.com/6-reasons-why-sewing-benefits-your-mental-health/>

April— Birthdays, Special Events, Recognitions, Sympathies

April 3-JoAnn Lambert; April 4- Donna Vandiver; April 5-Gaile Howland, Linda Niermeyer; April 8- Maudie Engle, Kay Jacobs, Mitzi Stamper; April 10-Cindy Grant; April 13- Bernadette Gonzales, Betty Johnson, Karen Neitzke; April 14-Janice Phillips; April 19- Paulette Dukerich; April 22- Lisa Hart; April 23- Cynthia Bohannon; April 24-Robin Kenna; April 28- Marie Engelhart, Cynthia Hawks; April 29- Beckie Sanderson.



TCQG's 2020 Quilt Show is a WRAP!

Mary and I would like to thank everyone who helped make this show the best experience we could have asked for!! We loved seeing our fellow members getting to know each other better, work together, smiling and having a good time. That kind of comradery is contagious and it makes others want to join us and have fun!! We had 7 new members join at the show!

We also got many reports of members hearing the public say how great our show was and how much they enjoyed coming to it. They loved seeing so many quilts and vendors. They also commented on how nice, friendly and happy our volunteers were!

We would ask all of you to help keep the momentum going! **Find, start, join a BEE!!** Keep connecting to fellow members and enjoy the fellowship that results. Our guild meetings are always full of show & tell quilts, great speakers, and there is time before the meeting and during the break for visiting.

We are asking for comments and suggestions about this quilt show. Please send them to SLSTONE@SWBELL.NET. We'd like to know what you liked, what was not-so-good, what you'd like to see in the next show.

SHOW RIBBON WINNERS – APRIL SHOW & TELL at our general meeting

Normally, in lieu of the regular show & tell, we would ask ribbon winners bring their quilts for show & tell at our APRIL meeting. Because of the Covid-19 virus, we will postpone this until a later date. All ribbon winners - pick up your **Ribbon Label** at the next guild meeting. This is a special label to put on the back of your ribbon. It has the additional information: category, entrant name and, if different, quilter's name.

THE WINNERS LIST is finalized and published here in the newsletter, on the blog, and emailed to all guild members. **VIEWER'S CHOICE & VIEWER'S CHOICE-YOUTH** would have been announced and awarded at our April meeting but due to the Covid-19 virus, we will now announce:

Congratulations!!

Viewer's Choice goes to Barbara Boone for her quilt "Einstein"
Youth Viewer's Choice goes to Madison Johnson & Joynell Jones for the quilt "Rag Quilt"

Many thanks,
Shari Stone, Mary Brownlee & Committee Chairs



Quilt Show: 2020 A Quilt Odyssey

Raffle Quilt Guild Winner

TRI-COUNTY QUILT GUILD is happy to announce that our Raffle Quilt, "A Storm at Sea; Traditions and Transitions" was won by **Dalia Yanez**. We thank everyone who bought a raffle quilt ticket and helped make this year's show a success. Dalia, we hope you treasure the raffle quilt as much as we do! Congratulations!



2020 Tri-County Quilt Guild Show 2020: A Quilt Odyssey



Award	Category Number	Quilt Number	Quilt Name	Entrant	Quilter
Best of Show	Overall	510-02	Night Stars	Shari Stone	Vicki Russell
Judges' Choice	Overall	1010-01	Blooming Butterflies	Judy Aswad	Shannon Wright
Judges' Choice	Overall	1900-05	Thin Blue Line	Marilou Black	Ida Anderson
Judges' Choice	Overall	900-05	Thank You Lord for Letting Me See All the Colors That Bring Such Joy To Me	Diana Reed	Diana Reed
Judges' Choice	Overall	910-01	Vases	Valerie Jolly	Valerie Jolly
NACQJ Award of Merit	Overall	1600-08	The Family Tree	Kathy Rennar	Kathy Rennar
Past President's Award	Overall	600-05	Hazel Hedgehog	Jaine Jewell	Jaine Jewell
Best Use of Color	Overall	2000-04	Gridlock	Gaile Howland	Hubert Madole
Hand Quilted, Large					
1st	100	100-01	Billy Bob's 3-D Tumbling Block	Suzanne Coble	Suzanne Coble



Hand Quilted, Small

1st	200	200-04	Hawaiian Dreams	Sara Ballard	Sara Ballard
2nd	200	200-01	Petite Dresden Plates	Patsy Mosby	Patsy Mosby
3rd	200	200-05	Charming Memories	Mindy Danforth	Mindy Danforth
HM	200	200-03	Sweet Memories	Theda Flournoy	Theda Flournoy

Mixed Technique, Large, Non-professional -- Self-Machine Quilted

1st	300	300-03	Cake Walk	Mary Ann Coleman	Mary Ann Coleman
2nd	300	300-04	Just Takes 2	Janet Deschamps	Janet Deschamps
3rd	300	300-01	Holly Jolly Nutcrackers	Lynn Loyd	Lynn Loyd

Mixed Technique, Large, Quilted Free Hand or Pantograph

1st	310	310-01	Lovely Ladies	Debbie Spoelker	Valerie Jolly
2nd	310	310-03	Underwater Fantasy	Mary Laskowski	Pat Connelly
3rd	310	310-02	Spin Drift	Sara Irwin	Sherrie McCarty

Mixed Technique, Large, Computer Guided Quilting

1st	320	320-03	Patchwork Garland	Patsy Mosby	Martha Cornstubble
2nd	320	320-01	Texas Sweet Texas	Bankie Lavender	Kathy Spargo

Mixed Technique, Small, Non-professional -- Self-Machine Quilted

1st	400	400-04	Makena Landing, Maui	Vicki Tate	Vicki Tate
2nd	400	400-03	Welcome to Our Pad	Sara Ballard	Sara Ballard
3rd	400	400-02	Christmas Feathered Star	Janet Deschamps	Janet Deschamps

Mixed Technique, Small, Quilted Free Hand or Pantograph

1st	410	410-02	BOO!	Shari Stone	Shari Stone
2nd	410	410-01	Peppermint Twist	Anita Arendall	Mandy Stokes

Mixed Technique, Small, Computer Guided Quilting

1st	420	420-01	Heidi	JoAnn Lambert	Marcie Henry
------------	-----	--------	-------	---------------	--------------

Traditionally Pieced, Large, Non-professional -- Self Machine Quilted

1st	500	500-03	Chocolate & Cherries	Eileen Egloff	Eileen Egloff
2nd	500	500-02	Windows on Christmas	Diana Reed	Diana Reed
3rd	500	500-05	Bellanova	Jaine Jewell	Jaine Jewell
HM	500	500-14	House 2	Norma Johnson	Norma Johnson

Traditionally Pieced, Large, Professional -- Quilted Free Hand or Pantograph

1st	510	510-02	Night Stars	Shari Stone	Vicki Russell
2nd	510	510-03	Batik Stars	Shari Stone	Vicki Russell
3rd	510	510-07	Quilty Fun	Marilou Black	Ida Anderson
HM	510	510-08	Espresso Road	Mary Laskowski	Peggy Rihn



Traditionally Pieced, Large, Professional -- Computer Guided

1st	520	520-09	Autumn Odyssey	Marsha Franty	Lee Ann Munoz
2nd	520	520-02	Shades of Blue	Linda Love	Betty Barker
3rd	520	520-17	Kaffe Fassett Collage	Marie Engelhart	Carrol Stewart
HM	520	520-21	Down the Rabbit Hole	Gaile Howland	Hubert Madole

Traditionally Pieced, Small, Non-professional -- Self-Machine Quilted

1st	600	600-08	Pomegranate Rose	Shelly Wiggins	Shelly Wiggins
2nd	600	600-04	Cats Galore	Jean Chapman	Jean Chapman
3rd	600	600-07	Something's Fishy	Marsha Franty	Marsha Franty
HM	600	600-02	Swirl	Lane Devereux	Lane Devereux

Traditionally Pieced, Small, Professional -- Quilted Free Hand or Pantograph

1st	610	610-02	Moda Sampler Shuffle: Santa Style	Marsha Franty	Eva Ellison
2nd	610	610-01	Old Glory	Judy Aswad	Shannon Wright
3rd	610	610-05	Mike's 50th	Carolyn Niemann	Joan Corson

Traditionally Pieced, Small, Professional -- Computer Guided

1st	620	620-04	Aqua Stars	Shari Stone	Cheri Blocker
2nd	620	620-01	Mountain Pass	Martha Alderson	Quilter's Crossing
3rd	620	620-02	Frosty	Joynell Jones	Kathie Spargo

Paper Pieced, Large, Non-professional -- Self Machine Quilted

1st	700	700-02	Tangled Up In Blue	Diana Reed	Diana Reed
2nd	700	700-01	Lumina Feathered Star	Jaine Jewell	Jaine Jewell

Paper Pieced, Large, Professional -- Quilted Free Hand or Pantograph

1st	710	710-01	Barnstorming	Nancy Youens	Diane Anderson
-----	-----	--------	--------------	--------------	----------------

Paper Pieced, Large, Professional -- Computer Guided Quilting

1st	720	720-01	Starburst	Martha Alderson	Cheri Blocker
2nd	720	720-02	Weathered Windmill	Mary Ann Coleman	Carolyn Bisbee

Paper Pieced, Small, Professional -- Quilted Free Hand or Pantograph

1st	810	810-01	Summer Solstice	Theda Flournoy	Diane Anderson
-----	-----	--------	-----------------	----------------	----------------

Paper Pieced, Small, Professional -- Computer Guided Quilting

1st	820	820-04	Sonora	Mary Laskowski	Carolyn Bisbee
2nd	820	820-01	My Kinda Town	Linda Niermeyer	Cheri Blocker

Appliqued, Large, Non-professional-- Self Machine Quilted

1st	900	900-01	Quilt Diva	Sheila Kristynik	Sheila Kristynik
2nd	900	900-03	Karina's Quilt	Diana Edgington	Diana Edgington
3rd	900	900-05	Thank You Lord for Letting Me See All the Colors That Bring Such Joy To Me	Diana Reed	Diana Reed

Appliqued, Large, Professional -- Quilted Free Hand or Pantograph

1st	910	910-01	Vases	Valerie Jolly	Valerie Jolly
2nd	910	910-02	Animal Whimsy	Judy Aswad	Shannon Wright



1st	920	920-01	French Sister	Alice Shrader	Susan Boutwell & Alice Shrader
Appliqued, Small, Non-professional-- Self Machine Quilted					
1st	1000	1000-03	Cock-A-Doodle-Do Morning Rooster	SuZanne Gilbride	SuZanne Gilbride
2nd	1000	1000-06	Fun Flowers	Debbie Spoelker	Debbie Spoelker
3rd	1000	1000-02	Bob Ross Challenge	Jennifer Clegg	Jennifer Clegg
HM	1000	1000-01	The Watcher	Barbara Boone	Barbara Boone
Appliqued, Small, Professional -- Quilted Free Hand or Pantograph					
1st	1010	1010-01	Blooming Butterflies	Judy Aswad	Shannon Wright
2nd	1010	1010-02	Plates	Trish Schultz	Shari Stone
Appliqued, Small, Professional -- Computer Guided Quilting					
1st	1020	1020-01	Which Witch?	Linda Niermeyer	Cheri Blocker
Modern Design, Large, Non-professional -- Self Machine Quilted					
1st	1100	1100-01	Shattered-Modern	Eileen Egloff	Eileen Egloff
Modern Design, Large, Professional -- Quilted Free Hand or Pantograph					
1st	1110	1110-03	Octo	Nancy Youens	Mandy Stokes
2nd	1110	1110-02	Discovery	Trish Schultz	Shari Stone
3rd	1110	1110-04	Radiant Star	Becky Burkett	Becky Burkett
HM	1110	1110-01	Zig-Zag with Swag	Stephanie Moss	Betty Hankinson
Modern Design, Large, Professional --Computer Guided Quilting					
1st	1120	1120-01	Modern Rainbow	Marie Engelhart	Carrol Stewart
Modern Design, Small, Non-professional -- Self Machine Quilted					
1st	1200	1200-01	Green Modern	Jennifer Cutler	Jennifer Cutler
2nd	1200	1200-02	Floating Stars	Vicki Tate	Vicki Tate
Modern Design, Small, Professional --Computer Guided Quilting					
1st	1220	1220-01	Floating Forms	Becky Burkett	Becky Burkett
Other Technique, Large					
1st	1300	1300-01	Garden Dance	Nancy Youens	Nancy Youens
2nd	1300	1300-02	Hexi's Around the World	Jaine Jewell	Jaine Jewell
Other Technique, Small					
1st	1310	1310-05	Through The Woods	Patricia Lopes	Karen Shively
2nd	1310	1310-06	Crazy Quilt Teddy Bear	Tina Lauzon	Tina Lauzon
3rd	1310	1310-04	A Child Is Born	Patricia Lopes	Patricia Lopes
HM	1310	1310-01	It Take A Village	Mindy Danforth	Mindy Danforth
Miniature					
1st	1400	1400-02	Mandala	Nancy Youens	Nancy Youens
2nd	1400	1400-03	Perkiomen Path	Shelly Wiggins	Patricia Lopes
3rd	1400	1400-01	Mooketsi	Marietjie Engelbrecht	Marietjie Engelbrecht



Original Design

1st	1500	1500-13	Vincent's Bird	SuZanne Gilbride	SuZanne Gilbride
2nd	1500	1500-12	Unending Rhythm	Hope Wilmarth	Hope Wilmarth
3rd	1500	1500-07	ExplOcean	Hope Wilmarth	Hope Wilmarth
HM	1500	1500-08	Season Of The Swans	Karen Shively	Karen Shively

Collage

1st	1600	1600-06	Izzy	Teresa Wavra	Teresa Wavra
2nd	1600	1600-10	Pretty in Pink	Charla Reese	Charla Reese
3rd	1600	1600-05	Under the Sea	Deborah Durr	Deborah Durr
HM	1600	1600-08	The Family Tree	Karen Rennar	Karen Rennar

3D, Wearables, Home Deco

1st	1700	1700-04	Poppins Bag	Ida Anderson	Ida Anderson
2nd	1700	1700-07	Red Lady	Tina Lauzon	Tina Lauzon
3rd	1700	1700-08	Curly "V" Handbag	Vicki Tate	Vicki Tate

Group Quilts

1st	1800	1800-12	Friendship Quilt	Shelly Zacharias	Vicki Russell
2nd	1800	1800-07	Pinwheels from the Past	Anita Arendall	Vicki Russell
3rd	1800	1800-09	Sunbonnet Sue Rescued	Deborah Durr	Vicki Russell
HM	1800	1800-06	Subsea Submarine	Jennifer Clegg	Donna Clegg

Quilt Kits & Block of the Month

1st	1900	1900-08	Big Blue	Gaile Howland	Hubert Madole
2nd	1900	1900-23	President's Wives	Linda Love	Cheri Blocker
3rd	1900	1900-11	My Amish Barn Blocks	Candi Hays	Carolyn Bisbee
HM	1900	1900-10	Crimson Crown	Catherine Holliday	Catherine Holliday
HM	1900	1900-21	My Flower Garden	Bankie Lavender	Ida Anderson

Scrap Quilt

1st	2000	2000-06	Long Time Gone	Teresa Wavra	Teresa Wavra
2nd	2000	2000-08	Quilty Fun	Teresa Wavra	Teresa Wavra
3rd	2000	2000-10	Bearpaw Autumn Leaves	Marian Page	Valerie Wagner
HM	2000	2000-02	Long Time Gone	Marilou Black	Ida Anderson
HM	2000	2000-04	Gridlock	Gaile Howland	Hubert Madole

Challenge Quilt: Traditions & Transitions

1st	3000	3000-01	Easy as 1-2-3	Jean Chapman	Patricia Lopes
2nd	3000	3000-02	Sweet Pea	Shelly Wiggins	Patricia Lopes

Challenge Quilt: Another Dimension

1st	4000	4000-03	Einstein	Barbara Boone	Barbara Boone
2nd	4000	4000-11	Labyrinth	Shelly Zacharias	Vicki Russell
3rd	4000	4000-02	Convex Illusions	Janet Cary	Cheri Blocker
HM	4000	4000-04	Crystal Towers	Anita Arendall	Vicki Russell
HM	4000	4000-08	Playful on the Rainbow	Marietjie Engelbrecht	Marietjie Engelbrecht



BLUE SKY MOUNTAIN BLOCK

We all made it through the Quilt Show and are back to settling in to start our new projects. Since Spring is upon us, I think of getting outdoors and enjoying all that nature gives us. Dream about a walk in mountain meadows and blue skies; such was my inspiration for this month's block.

Colors: Blue Sky with scrappy brown/beige mountains

Cutting: (Your kit already has these pieces cut) This is a great pattern for fat quarters.


Blue Sky: Cut one 10 7/8" square of blue

Mountain: Cut one 10 7/8" square of brown/beige

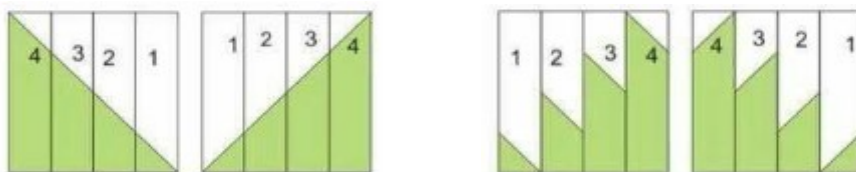


LET'S GO PIECE THIS BLOCK

FIRST: Start with two contrasting 10 7/8" squares of fabric and place them right sides together. Draw a diagonal line from one corner to the other corner. Pin the edges and sew a scant 1/4" away from both sides of the center diagonal line. Cut along the diagonal line and you will obtain two half square triangles (HST). Press both HSTs open. Each block measures a 10 1/2" square. Trim off the dog ears on the corners. Spray starch to stabilize the fabric more.

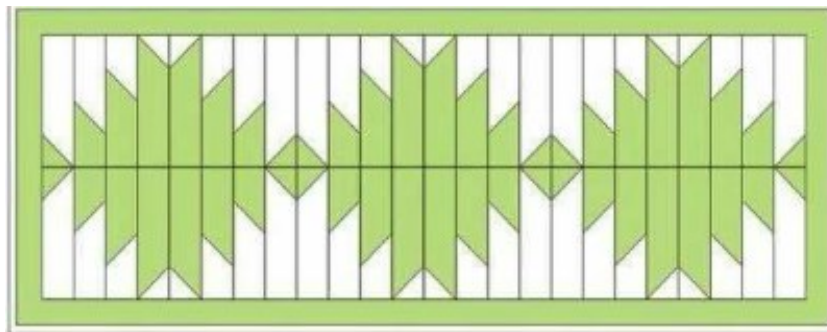
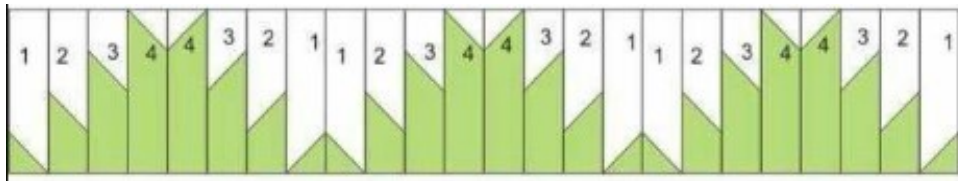


SECOND: Place each HST on your cutting mat and make sure they mirror each other to make that mountain—see above. (This step is very important, or you will end up with two blocks exactly the same and you can't make the mountain) Mark each square in four vertical strips which will measure 2 5/8" for each strip. Cut on each line. Invert and move each strip so the mountain looks like the second picture below. Sew each strip together using a scant 1/4" seam allowance. Press all seams going in the same direction,






THIRD: This pattern will make two blocks that are finished at 10 ½" x 9". Do not sew the blocks together because the person winning these blocks can make the decision to sew the same fabric together or maybe put with other blocks to make a scrappy quilt. There are many arrangement options, a few of which are shown below.



Let's get creative and dig into those scraps that you have and use a light blue for the sky and all sorts of browns, beiges and golden browns for the mountains. These blocks will make a gorgeous scrappy mountain quilt. The possibilities are endless.





I am repeating the instructions for the February BOM. Part of the cutting measurements were not visible in the last newsletter .

Opps! Janice—Newsletter Editor

As always, we strive to have blocks that turn out all the same size so when they are pieced together, they all match. All seams are 1/4". Using a scant 1/4" seam helps to maintain the integrity of the block size.

Colors: NAVY, WHITE, & NAVY/WHITE PRINT

Cutting: (Your kit already has these pieces cut)

Solid Navy Fabric-

Cut 4 - 3" x 5 1/2" rectangles

Cut 4 - 3" squares

Cut 2 - 5" squares

Print Navy/White Fabric-

Cut 2 - 5" squares

White Fabric-

Cut 2 - 5" squares

Cut 1 - 3" square



LET'S GO PIECE THIS BLOCK!


Piecing:

We are going to learn a method for making 4 HSTs at a time. For this block we will need 4 HST in 3 different combinations.



FIRST: Take the 5" squares and place right sides together as follows: (navy/white, print/white, & navy/print.)

Pin on all 4 sides of each set and sew a 1/4" seam around each of the units. (Note: at this point I sprayed starch on each unit to help keep it from stretching.)





I am repeating the instructions for the February BOM. Part of the cutting measurements were not visible in the last newsletter .

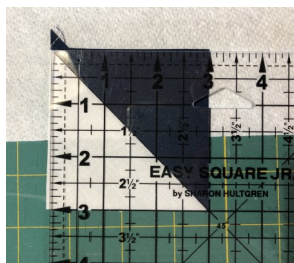
Opps! Janice—Newsletter Editor

You will then make 2 diagonal cuts on each unit to form 4 HSTs per unit.




Please note the HST units are cut on the bias & will stretch very easily & become distorted. Open each HST and lightly press seam towards the darker fabric. I have made an allowance in the initial measurements so you can true-up your HST to an accurate 3” square after sewing & pressing. Place your 45-degree line on your ruler on the diagonal line of the square and trim to 3” square. You will end up with 3 different sets of 4 HST. This method is a lot better than doing them one at a time. Don’t you think?

“.



SECOND: Make 4-patch units using a solid 3” navy square and one each of the different HST blocks. Place the 3” squares in the order shown below. Sew together the top two squares and then the bottom two squares. Press the seams in opposite directions and sew those sections together, matching center seams. Make them mirror images of each other and make 2 of each.



Finished bock measures 12.75”.

THIRD: Arrange the 4-patch units in 2 rows with a navy 3”x5 1/2” rectangle between using mirror images of each 4-patch. Arrange a center row with the navy 3”x5 1/2” rectangles on either side of the center 3” white square. Sew each row together as shown. Then sew all rows together , matching seam lines, to finish the block.



Tri-County's Fabulous Bees



Remember: you must be a paid member to participate in our Bees.



Barbara Clark, Queen Bee

Our Bees create a strong sense of a quilting community within the guild. Consider becoming a Beekeeper! Organize your bee, find a location, contact Queen Bee Barbara Clark bclark448@sbcglobal.net to let her know, and go from there! If your bee does something unique, contact Janice Toler so she can recognize your bee in the newsletter.



BEE Czars: Meets the 3rd Monday from 5PM-8PM at Quilters Crossing. We choose projects as a group or work on our UFO's. We usually go on two retreats a year. If you are interested in joining this be please call to be put on a waiting list.

Ann Keilers 832-515-1081 or Marian Page 281-797-3014.



Chicks With Feathers

Sarah Yuhr-Beekeeper (sarah_hoffpaur@yahoo.com) These are quilters who love their Featherweight machines. They meet at Quilter's Crossing on the first Thursday of the month from 2-5. Contact Sarah if you are interested in this bee.



Day Strippers: Barbara Clark, BeeKeeper. bclark448@sbcglobal.net Daystrippers is the only bee that has been with TCQG since its beginning. It meets at Cypress Crossing Christian Church on the second Friday of each month from 10 - 2. They work on personal projects and occasionally go on retreats and to quilt shows together. There are currently no openings in this bee. However, you can contact beekeeper, Barbara Clark to be put on a waiting list. New members have been moving in through the list!



Quilter's Dozen: Charmaine Fritchey Beekeeper. cfritchey@gmail.com. Meets the 2nd Thursday at Quilters Crossing from 10-2:30. We have great times together! We have openings for 3 members.



We Bee Quilters: Nancy Terlikoski Co Beekeeper. Nancy_terlikoski@sbcglobal.net. Sarah Ballard, Co beekeeper- mballard11@comcast.net Meets the 2nd and 4th Wednesday of each month at Quilters Crossing from 1-4 PM. This bee is a group of quilters who just want to enjoy spending time doing what we love with fellow quilters. We work on our own projects, group projects, exchanges. Anyone who would like to join us is welcome!



Quilts for Soldiers' Families: Meets the 2nd Tuesday of each month at Quilters Crossing.
Contact Marian Page for more information.



Charity Bee meets the 4th Wednesday at Cypress Crossing Christian Church from 9:30am to 1:30pm.

Sharon Castillo

All Bees are on break!

Storybook Quilts

Now that the Quilt Show 2020 is in the history books, I want to call your attention to an on-going project that is sponsored by Tri-County Quilt Guild. This project is one that focuses on the students who, we hope, might become interested in quilting someday. This project, supported by the guild, is called Storybook Quilts. We have about 40 books and matching quilts that are available for members, schools, libraries, day care centers, etc. to borrow. The list, along with a summary of each book and information about each quilt, is on the blog.

It is a wonderful way to share our love of quilting with students, teachers, caregivers, and family members. It is simple to check them out. All that needs to be done is to contact Sara Ballard at mballard11@comcast.net or call her cell 713-515-5670. At that point, she will make arrangements for you to get the quilt and book to you.

If you know of a group that might be interested, please pass along this information to them. It's another great way for Tri-County Quilt Guild to become known in the community.



Please support our great family of sponsors ... We couldn't do this without them!

CabinQuilter Custom Quilting
Diane Anderson
Award-Winning Longarm Quilter

www.cabinquilter.com Georgetown, Texas
diane@cabinquilter.com 713-817-0279

SHADYWOOD QUILTS

Betty Baker
Professional Machine Quilting
17412 Bobcat Trail
Cypress, Texas 77429
(NW Houston)
P. ((281) 250-5991
Info@ShadywoodQuilts.com
www.ShadywoodQuilts.com

STACY DONG
832.392.3625
quilterscabintx@gmail.com



23101 Petrich Ln,
Tomball, 77377 TX

www.quilterscabin.com

quilterscabinretreat.blogspot.com @quilterscabin @quilterscabinretreat

LONGARMRENTAL.COM

NOLTING ~ 713 • 203 • 6259

HOBBS & BAIR, INC.
Tax Preparation * IRS Audits * Accounting & Bookkeeping

17515 Spring Cypress, Ste. C-Box 160
Cypress, TX 77429
Phone: 832-349-5105
Fax: 734-749-0750
J. K. KLEVORN
Enrolled Agent
Jkklevorn@taxlady7.com

1-877-764-1271 Texas and Michigan

S. Lori Richter
Quilts & Creations
Long Arm Quilting Services

SLRQuilts.com
Lori@slrquilts.com
512-636-5203
10223 Hedge Way Dr.
Houston, TX 77065



Please support our great family of sponsors...we couldn't do this without them!

Quilters Crossing, LLC
 Fabric, Notions, Classes
 Quilting Services

Gloyer Pharmacy Plaza
 1006 West Main Street
 Tomball, TX 77375

phone: (281) 516-7515

owner: Deb Morley

website:
www.quilterscrossingtx.com

email:
quilterscrossing@att.net

the Celtic Quilter
 PATRICIA LOPES
 12422 Bent Pine Drive
 Cypress, Texas 77429
 713*203*6259

PROFESSIONAL LONGARM
 QUILTING SERVICES
 T-SHIRT QUILTS - MEMORY QUILTS - EMBROIDERY
 SUPPLIER OF SUPERIOR THREADS

AUTHORIZED NOLTING DEALER & HOBBS DISTRIBUTOR

TRISH@CELTICQUILTER.COM WWW.CELTICQUILTER.COM


Makin' Stitches

Kathie Spargo
 Owner

By Appointment Only

Contact Tel: 832-671-0696
dohamma@hotmail.com

Quilting Services
 Computer Guided
 Edge to Edge
 Custom
 Binding
 Free Motion
 Machine Rentals

VALERIE'S
Thread Tales

CUSTOM LONGARM QUILTING
ValeriesThreadTales.com 423.836.0654
ValeriesThreadTales@gmail.com

**MAGNOLIA MANOR
 RETREAT**

LISA RENFROW



26250 RILEY ROAD
 WALLER, TEXAS 77484
 (936)-372-5801

MAGNOLIARETREATS@GMAIL.COM
WWW.MAGNOLIAMANORRETREAT.COM

Mel's Sewing Machine Service

Melvin Ballard
 Owner

**We Repair all Makes and
 Models**
 Sewing Machines
 Sergers
 Embroidery Machines
 Industrial Machines

1923 Hamlin Valley Dr
 Houston, Texas 77090
 Phone: 713-515-4774
 Fax: 281-444-1256
1melvin1@sbcglobal.net



Please support our great family of sponsors...we couldn't do this without them!

Painted Pony 'n Quilts

1015 S. Broadway, La Porte, Tx 77571

M-F 10am-5pm; Sat. 10am-4pm



**Perfect
Mother's Day
Gift**

Sterling silver
Quilter's Bell
Exclusive only from
Painted Pony 'n Quilts!

Visit us online:
www.ppnq.com ,
Facebook & Instagram
Contact us:
ppnqstaff@ppnq.com or 281-
471-5735



Sandra Goldsby

Ind. Future Executive Sr. Sales Director

14203 Decker Drive
Magnolia, TX 77355
281-356-7747

sjgoldsby@gmail.com
www.marykay.com/sgoldsby

MARY KAY

Loft Supply
Proudly serving quilters in North Houston!
Delivering quality batting
www.LoftSupply.com
832.675.1143


Guild Delivery | Custom Delivery | Customer Pickup
Become a preferred customer and receive discounts throughout the year!
Follow us on Facebook for special promotions



MagnaFingers™

Easily Pick Up and Release Pins, Needles, Fish Hooks, Paperclips, Screws, etc.

Order online www.MagnaFingers.com



Use with your telescoping tool for extended reach!

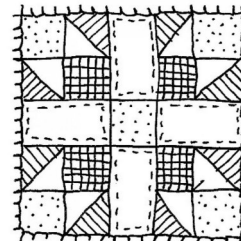
Christine@MagnaFingers.com • 832-978-5683 • Invented in Cy-Fair

For more information, please see or email Sharon Castillo at sharoncastillo@gmail.com.

Honeysuckle Lane
QUILTING STUDIO, LLC

Longarm Quilt Machine Rentals
Professional Quilting Services
Tryce Beadle, Owner

11703 Spring Cypress Rd., Ste. D, Tomball
346-236-4353 • www.honeysucklelanequilting.com





Contact someone listed below to volunteer!

VP—Administration	Cynthia Blossom	281-304-0979	ceblsm@hotmail.com
VP—Financial Over-	Sharon Castillo	713-828-0861	sharonfcastillo@gmail.com
Treasurer	Shelly Wiggins	832-338-4079	wiggisa@hotmail.com
Secretary	Shari Stone	713-702-9724	slstone@swbell.net
Membership	Becky Burkett	281-923-4786	burkettbecky@yahoo.com
Programs-Sr. Chair	Lisa Hart	281-782-6020	quickhound@gmail.com
Programs- Jr. Chair	Sheila Kristynik	713-515-3485	sheilakristynik2018@gmail.com
Registered Agent- (Corp)	Lynn Loyd	803-317-5443	lynn.loyd@att.net
Board of Directors	Linda Love	281-351-8953	L.hlove@yahoo.com
	Mary Jane Sterbanz	713-822-3020	rsterbanz@att.net
	Charmaine Fritchey	281-221-1716	cfritchey@gmail.com
Block of the Month	Catherine Holliday	281-753-3340	catherineholliday25@yahoo.com
Blog	Sharon Castillo	713-828-0861	sharonfcastillo@gmail.com
Charity Bee Chair	Sharon Castillo	713-828-0861	sharonfcastillo@gmail.com
Quilt Show Chairs	Shari Stone	713-702-9724	slstone@swbell.net
	Mary Brownlee	281-469-1618	mary.brownlee@comcast.net
Community Service	Charla Reese	281-787-9868	charla361@yahoo.com
Hugs	Bobbi Miller	720-985-3201	bmiller576@gmail.com
Door Prizes	Buina Collins	832-475-0346	kobuina1979@yahoo.com
Head Bee Keeper	Barbara Clark	281-793-0816	bclark448@sbcglobal.net
Holiday Bash Chair	Lisa Hart	281-782-6020	quickhound@gmail.com
Hospitality	Anna Church	832-622-0887	anna_church@yahoo.com
	Georgia Maynard	406-370-8966	k50j49@gmail. Com
	Vicki Brown	713-208-0748	vannbrown1976@gmail.com
	Peggy Wheeler	281-547-8319	pjwhee@aql.com
Magazines	Deborah Dodge	713-862-8365	dodged@flash.net
Newsletter	Janice Toler	281-727-8140	Janice.toler@gmail.com
Property Management	Karl Burkett	713-494-6808	Burkett@rice.edu
	Martha Alderson	281-213-4536	martha_alderson68@yahoo.com
Storybook Quilts	Sara Ballard	713-515-5670	mballard11@comcast.net