



TCQG News

Serving Northwest Harris,
Montgomery & Waller
Counties, Texas

Volume 17 Issue 8

August 2022

From The President's Stash

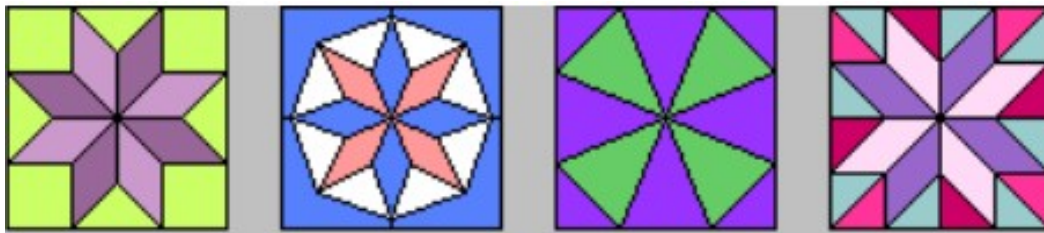
Happy August,

I hope you are all surviving the heat and lack of rain. My grass is really struggling and brown has become the "new green". I envy any of you who have had rain in the past week or two.

One great way to fill these warm, summer days is to stay inside and quilt charity quilts. This is an area of great need for our guild. Sharon Castillo, our charity bee chair, has posted an article in the newsletter that includes several wonderful sites for easy ways to quilt our lap size quilts on a standard machine. The bundles put together by Charity Bee have a completed quilt top, batting, and backing. All you need to do is quilt the parts together. If you can help, please come by the Charity Bee the fourth Wednesday of each month at Cypress Crossing Christian Church at Cypress-Rosehill Rd. and Huffmeister to pick up a bundle. Or you can stop by the Charity Bee area at the guild meeting (it is to the left of the stage). There are always several bundles there for people to sign out to be quilted. Of course, if you are a seasoned long armer, we have plenty of quilt bundles for you also. We really hope you can help.

If you want to become more involved with the guild, we will soon be looking for members to fill board and standing chair positions for 2023. If you have an interest, please consider volunteering. I'll be happy to answer any questions you may have.

Janet Winkler



Welcome to all Members!! Many of you put in volunteer hours each month but cannot always make a guild meeting, just email me at the guild's email address {tricityguild@gmail.com} and let me know your hours so I can include those in our monthly report. Also, please...when signing in for the guild meeting, give yourself two (2) hours credit for participation plus any volunteer hours you have accumulated. **Becky Burkett**

Meetings begin promptly at 7pm, so we can adjourn on time. The front doors will be closed at 6:55, and the members will be asked to take their seats. This will allow the various committee heads & board members to get into the meeting on time. Come early so you have time to sign in, check out any raffles or upcoming workshops, visit the magazines, etc.

Inside this issue:

President's Stash	1
Speakers, Workshops, & Fun Stuff	2-4
Show News	5
Block of the Month	6-7
Christmas Party Update	8
Guild News	9-10
Upcoming Quilt Shows	11
Tri-County Fabulous Bees	12
Charity Bee & Community Service Bee	13-14
Shopping	15-17
Guild Officers & Committee Chairs	18



August Block of the Month

Meetings

Fairfield Baptist Church
27240 Highway 290
Cypress, Texas
On 290 westbound between Mueschke and Mason Roads
1st Tuesday of the month,
7pm-9pm
tricityguild@gmail.com



August 2, 2022 Speaker — Dixie Frantz



Dixie Frantz is a recent widow, mother of three, grandmother to four little grandchildren and another due any day. She has quilted for 40 years, is a writer, traveler, and lover of life.

In 2018, after taking a collage class, she discovered collage quilting. Her first original pattern was a colorful collage panda named Moo-Shu. Her other collage quilt patterns include Trudi the Reindeer, and Bluebonnet, the Longhorn, a beginner Heart quilt, Texas flag, Origami “Peace Crane,” several versions of a gumball machine, and an angel wings quilt (which will be released later in May). Her original pdf patterns can be found on her blog and sold on Etsy.

Just for fun and to feed her quilting habit, she works part-time at My Favorite Quilt Store (an online quilting warehouse located in Humble).

Dixie has taught collage art quilting classes at Cupcake Quilts and A Needle and Thread in the Houston area. She has presented trunk shows/workshops at Peace by Piecing Quilt Guild and Kingwood Quilt Guild.

Dixie has volunteered with a prayer quilt ministry at her church for over 10 years. The group makes about 80 prayer quilts per year for those sick in the parish.

Dixie supports MD Anderson’s Ovarian Quilt Project with a donation quilt every two years in honor of her sister, Mary, who died of ovarian cancer. She also walks MD Anderson’s Boot Walk, with family, in support of the hospital’s mission to end cancer each fall.



She has volunteered for decades on behalf of the disabled community creating programs, social events, and awareness in the Kingwood area. Each year, she makes a quilt for The Village Learning Center’s annual gala which raises funds for their day center. Her middle child/angel, Mimi, age 34 when she received her angel wings, was born with cerebral palsy and attended their day center until late 2018. Profits from Life’s Loose Threads are donated to The Village Learning Center.

Her contact information is www.lifesloosethreads.com (blog), @lifesloosethreads (Instagram), and dixie@lifesloosethreads.com (email) or dixielough@kingwoodcable.net (email)



August 6, 2022 Workshop— Dixie Frantz

Dixie Frantz will be presenting her Collage Quilts at the Tri County Guild Meeting on August 2nd. She will demonstrate and explain the process in making Collage Art. At that time she will give instructions/directions on how to prepare the fabric for the workshop. A pattern will be supplied in class at no charge.

Per her request....the workshop will be held the following **SATURDAY AUGUST 6th** in order that the students have the time to prepare the fabric.

The workshop will be at **BOBBINS AND THREADS** Quilt Shop, 10130 Grant Road, Suite 214, Houston (249 and Grant) Please note that the workshop is **NOT** the following day as usual.

We have chosen the Heart Stopper wall hanging as our workshop. The class is \$35. If you would like to sign up, since we are not meeting in July, please

contact Char Peterson, Program Chair, at 206 909-1510 to make payment arrangements and obtain the supply list.





September Speaker & Workshop—Debby Walters



Like many quilters of my generation I began sewing by making doll clothes, then my own clothes and eventually my family's clothes. Over the years I have tackled custom ballroom dance costumes and both my daughters' wedding dresses. But I had no family that quilted so that was not in my purview. After my last child went to college I began quilting with Eleanor Burns on Saturday mornings. Now I have been quilting 30+ years and have loved every minute of it. I am also now a certified workshop junkie. I love to explore new ways to put fabric together to make a quilt. Just a few of those techniques include applique, paper piecing, quilting on old linens and most recently curved piecing.

Join me while I share 45+ quilts that demonstrate the techniques. Some are small and some large, a few simple and some complex, some winners, some not, but all made with enthusiasm as I went head first into a different way to use fabric, paint, thread, beads, and love of quilting.

←—————→

The workshop will be the next day, September 7th from 10 to 4ish at Bobbins and Threads Quilt Shop, 10130 Grant Rd, Houston (249 and Grant Rd). Debby is friends with Trish Lopes, Bobbins and Threads Shop owner and has requested that the class be there. She will teach you how to take the fear out of curved seams which is the first step in making Swirl blocks. You will explore using strip sets as a design element. Experiment with fabric placement, pattern and value to make secondary designs. You will have a choice of 2 different patterns to choose from. Brown Eyed Girl or Where Have All the Flowers Gone. Contact Char Peterson, Program Chair 206 909-1510 to sign up for the class, advise which pattern you choose, make arrangements for payment and once the payment is received, the supply list will be provided. The class fee is \$35. A template is necessary for this class (approximately \$30) and will be sold in class.





Show Categories:

Preparations for the 2024 quilt show are underway. Quilt entry categories have been drafted, and “Texas in Bloom” has been identified as a challenge category for the 2024 show. All categories will be fine-tuned and finalized during the coming weeks. The full list of categories will be shared later this fall.

Schoolhouse:

We are delighted to announce that the “Schoolhouse” will return for our 2024 quilt show. This is a wonderful opportunity for us to share simple quilting tips and techniques with the community. If you have an idea for a Schoolhouse tutorial or think you would like to work on this committee, please contact Committee Chair Sara Ballard at 713.515.5670.

Show Chairs,

Janice Toler, 281.727.8140

Shari Stone, 713.702.9724

Stephanie Moss, 832.545.6404

Quilt Show Boutique Workshop August 1st

Guild members are invited to join the Boutique team each month to help create fun, handmade items to be sold during the quilt show. The next workshop is scheduled for **Monday, August 1st from 10:00am -2:00pm at Bobbins and Threads, 10130 Grant Road.**

This month, the group will make bedside remote-control holders. Bring your sewing machine and basic quilting supplies. Other materials needed for the project will be provided. Also, bring a sack lunch or money to order out. You can stay the entire day or just a part of it.

If you plan to attend, please RSVP to Connie Suarez at consulate@yahoo.com. The classroom holds 20 comfortably. Once all slots are filled, interested participants will be put on a waiting list and contacted if space becomes available. If you have questions, please contact Connie at 713-530-5084. Hope to see you there!





August 2021 BOM Tri County Quilt Guild Strip Tube Block

You know the saying, “You make plans and God laughs?” That’s my life right now. It’s all good, but I’m having some unexpected surgery on my right hand and needed fast and easy blocks for August and September so I could create the blocks and get the directions typed up quickly before my hand is immobilized.

The August block is so quick and easy AND you should be able to make two blocks from the strip tube you’ll create, so please make two if you can. Otherwise, return the leftover strip tube and I’ll get them made up in September when my hand is healed.

Cut:

Cream—I strip 2-3/4” by WOF

Rose—I strip 2-3/4” by WOF

Floral—I strip 5” by WOF




Directions:

Sew the two 2-3/4” X WOF strips right sides together along one long side. Press to set the seam and then press toward the rose fabric. You should have a strip that’s 5” X WOF. Lay the 5” floral strip on top of the two color strip right sides together and sew along BOTH long sides. You now have a strip tube!

You can use a Strip Tube Ruler, a speciality HST trimming ruler, or a square quilting ruler. I have used a 6-1/2” square ruler and the HST ruler.

On a specialty ruler, put the dashed 6-1/2” line on one stitching line on the floral fabric as shown. The pointed end of the ruler should be about at the other stitching line of the floral fabric. Make sure you’re ruler is completely on the fabric and not on the selvage. Cut along both angled sides of the ruler. Do NOT cut along the stitched side. Rotate your ruler and using the previous cut line, line up your ruler the same way and cut another triangle (upside down). There should be no wasted fabric from cut to cut.

You may want to rotate your fabric around for easier cutting or use a rotating mat. If you start close to the selvage, you should be able to cut 8 triangles which will be enough for two blocks.






When using a 6-1/2" square ruler for this block, I put masking tape on the 45 degree line and I'm using the two sides marked with the extra 1/2". The masking tape is just to make it easier to see. The 45 degree line is placed on the stitching line of the floral fabric. You can always check YouTube for help with strip tubes.

You should have blocks where the pieced side shows two color patterns.

The cream fabric is in the middle on some blocks and there will be an equal number of blocks where the rose fabric is in the middle when you open up the strip tube pieces you've cut.

Set your long seam and press toward the floral fabric when the cream fabric is next to the floral. Press toward the rose fabric if it is next to the floral.



Arrange four blocks as shown.

Sew the top row together and press your seam to the left.

Sew the bottom row together and press your seam to the right,

Sew the two rows together and press the seam to row one.



Give the block a good press and trim to 12 1/2" square.

You are finished!

You are now finished!

If you would, please return the plastic bag your block kit came in so we can reuse it.

If you have any questions or comments, please contact me at 918-808-2667 or elainebullard53@yahoo.com.

Thank you for participating in Block of the Month.

Elaine Bullard

2021 BOM Chairperson



Plans are well underway for a fantastic Holiday/Christmas Party. I am working on really cute centerpieces for the tables and I am looking for donations from our guild. I really would like a lot of quilting books, jelly rolls, fat quarters, fabric, etc as donations from our ladies/gents. Funds are minimal to purchase items, so any donations would be appreciated.


If you have anything you would love to donate, PLEASE give me a call and I'll come pick it up. Let's make this a great party.

At the last party, you all voted for appetizers and desserts. I have had people comment that many have health issues (diabetes, heart concerns, dietary restrictions, etc) and are we still doing this food selection. Opinions??

Please shoot me an email at tolep8n@comcast.net with any ideas or comments. I'm completely impartial...so it's up to you. I am very excited about preparing this get together!! We will have tons of fun!! In October, I will solicit a tentative head count so I know how many tables to prepare... Let's all make this a very special and blessed event for our Guild...

(hugs)
Char Peterson
206 909-1510





MILES OF PILLOWCASES SMILES

SEPTEMBER IS PEDIATRIC CANCER MONTH

Please join the month long
campaign with Parade of Pil-

lowcases at our September meeting. We will display all of the pillowcases we make during the show and tell parade. After the Parade, the pillowcases will be donated to Ryan's Case for Smiles.

With your help throughout September, Ryan's Case for Smiles can reach the goal of making 55,000 pillowcases for children with life-changing illness or injuries. The pillowcases stay in our Houston and surrounding areas. The pillowcases are made by using the hot dog or burrito method, but can also be done with the French seam or a serger.

PLEASE, WON'T YOU JOIN US?

For more information on instructions or guidelines, please email sheilacaseforsmiles@gmail.com or check out the Ryan's Case for Smiles website at <https://caseforsmiles.org/>





2022 Calendar—Rest of the Year

October - Janet Matthews

She will be teaching the history and development of Foundation Piecing, specifically Judy Niemeyer. The workshop participants will make a place-mat learning Foundation Paper Piecing techniques.

November - No meeting or workshop due International Quilt Festival

December -



August Birthdays, Special Events, Recognitions, Sympathies

Darby	Albers	10 Aug	Linda	Love	22 Aug
Regene	Allen	18 Aug	Diana	Marcotte	25 Aug
Kathryn	Archer	11 Aug	Susan	Siegel	28 Aug
Lisa	Bauer	10 Aug	Kari	Souchuk	13 Aug
Mary Ann	Coleman	29 Aug	Debbie	Spoelker	02 Aug
Karen	Cook	20 Aug	Patricia	Swift	24 Aug
Lane	Devereux	17 Aug	Barbara	Thieme	07 Aug
Margaret	DiCarlo	28 Aug	Carolyn	Watkins	11 Aug
Deborah	Donald	16 Aug	Teresa	Wavra	07 Aug
Barbara	Garcia	08 Aug	Patricia (Pat)	Weiman	15 Aug
Rosann	Gilbert	17 Aug	Peggy	Wheeler	18 Aug
Sharon	Gooding	11 Aug	Mary	Willyerd	21 Aug
Jennifer	Griswold	06 Aug	Deborah	Woolley	29 Aug
Jane	Hancock	13 Aug	Lavena	Wyatt	04 Aug
Beth	Hott	23 Aug			





Plano Quilt Show 2022

AUG 12 -13TH

Plano Event Center

9 am – 5pm

2000 E Spring Creek Pkwy

Plano, TX

<https://www.qgplano.org/quilt-show/plano-quilt-show/>

North Texas Quilt Festival

August 18 - August 20

Irving Convention Center - Irving, Texas

<https://www.tvqg.org/north-texas-quilt-festival-2022/>



Crossroads to Texas Quilt Show

AUG 26 - 27 9 am—4 pm

Killeen Civic & Conference Center

3601 S W S Young Dr

Killeen, TX

<https://cttquiltguild.org/2022-quilt-show/>

Austin Area Quilt Guild Quiltfest

September 23 - September 25

Palmer Event Center

900 Barton Springs Road

Austin, TX 78704



Piecemakers Quilt Guild
of Corsicana

Piecemakers' 41st Annual Quilt Show

October 3 - 28, 2022

The Warehouse Living Arts Center

119 W. 6th Avenue

Corsicana, TX

<https://www.corsicanaquiltguild.com/2022.html>



Charmaine Fritchey
Queen Bee

Tri-County's Fabulous Bees

Remember: you must be a paid member to participate in our Bees.



Our Bees create a strong sense of a quilting community within the guild. Consider becoming a Beekeeper! Organize your bee, find a location, contact Queen Bee Charmaine Fritchey to let her know, and go from there! If your bee does something unique, contact Rae Brode so she can recognize your bee in the newsletter.



BEE Czars: Meets the 3rd Monday from 5PM-8PM at The Quilty Place. We choose projects as a group or work on our UFO's. We usually go on two retreats a year. If you are interested in joining this be please call to be put on a waiting list.

Ann Keilers 832-515-1081 or Marian Page 281-797-3014.



Day Strippers: Barbara Clark, BeeKeeper. bclark448@gmail.com Daystrippers is the only bee that has been with TCQG since its beginning. It meets at Cypress Crossing Christian Church on the second Friday of each month from 10 - 2. They work on personal projects and occasionally go on retreats and to quilt shows together. There are currently no openings in this bee. However, you can contact beekeeper, Barbara Clark to be put on a waiting list. New members have been moving in through the list!



Quilty Pleasures Co Bee-keepers are Deb Durr and Anita Arendall. Meets on the first and fourth Tuesdays of each month at The Quilty Place. (We hope to change to second and fourth Tuesdays soon.) We mostly work on individual projects with an occasional group project. Our Bee is currently closed to new members but contact either of the CoBee Keepers to be added to a waiting list.



Quilter's Dozen: Charmaine Fritchey Beekeeper. cfritchey@gmail.com. Meets the 2nd and 4th Thursdays at The Quilty Place from 10-2:30. We have great times together! This bee is currently full, but happy to add you to waiting list.



We Bee Quilters: Char Peterson Beekeeper. Tolep8n@comcast.net. 206 909-1510. We meet the 2nd and 4th Wednesday of each month at The Quilty Place from 10 to 2 p.m. This bee is a group of quilters who just want to enjoy spending time doing what we love with fellow quilters. We work on our own projects, group projects, ex-changes. Anyone who would like to join is welcome. Give Char a call to be added to the list. Come have fun with us.



Cypress Crossing Christian Church
15751 Cypress Rosehill Rd, Cypress, TX 77429
9:30 am to 2:00 pm
Sharon Castillo – 713.828.0861

A REMINDER...WE HAVE A NEW ITEM AVAILABLE FOR DISTRIBUTION...QUILT TOP KITS.

Ongoing needs for Charity Bee....

- **Flannel for the HUGS we donate.**
- **Blending fabric for BOM (white, white-on-white, beige, etc.)**
- **Standard size for our baby quilts (minimum 36”x36” square to lap quilt size.)**
- **Men’s quilts; both tops and finished quilts.**
- **All fabric must be returned from a quilt bundle (finished quilt and all scraps)**
- **Any large piece of fabric left from a donated finished quilt to create a label.**

We welcome all quilting related donations. If you want to meet at The Quilty Shop in Tomball to hand over your donations, please call Mary Willyerd at 284-770-3981 or to meet at Cypress Crossing Christian Church on Cypress-Rosehill, please call Sharon Castillo at 713-828-0861. For more information, contact beekeeper [Sharon Castillo](#).



Cypress Crossing Christian Church
15751 Cypress Rosehill Rd, Cypress, TX 77429
9:30 am to 2:00 pm
Sharon Castillo – 713.828.0861

Kenmar Residential Services (formerly Bethesda Lutheran)

The residents at Kenmar Residential have sent their Christmas wish list: Lots to choose from!

- **Construction paper, clip board, Markers**
- **Small puzzle**
- **Ball cap**
- **Activity books**
- **Wall stickers for children**
- **Reflective toys** ***Puzzle Books**
- **Noise making toys** ***Decorative Sockss**
- **Hand size balls**
- **Hands size toys to shake**
- **Things to squeeze**
- **Easy activity books**
- **Small backpack**
- **Calming CDs** ***Magazines**
- **Art supplies** ***Large Crayons**
- **Poster board** ***Stuffed Animals**
- **Pillow cases**
- **Small toys**
- **Wall stickers for young adult males**
- **Wrestling posters**
- **Inexpensive purse or backpack for wheelchair, possible female wallet**
- **Simple puzzles**
- **Scripture books**
- **Gardening supplies**
- **Decorative cup**
- **Decorative pillow and pillowcase**
- **Easy puzzle books, decorative pencils and sharpener**
- **Sewing supplies and hats (cancer survivor)**



Please support our great family of sponsors ... We couldn't do this without them!

THEQUILTYSHOP.COM

MON-SAT: 10AM-5PM
1006 W MAIN STREET
TOMBALL, TX 77375

281.516.7515
INFO@THEQUILTYSHOP.COM

THE Quilty SHOP

CabinQuilter Custom Quilting

Diane Anderson
Award-Winning Longarm Quilter

www.cabinquilter.com Georgetown, Texas
diane@cabinquilter.com 713-817-0279

Bobbins & Threads
QUILTING & CRAFTS LLC

Trish Lopes
346-206-2210 • 713-203-6259

10130 Grant Road, Suite 214 • Houston, 77070
www.bobbinsthreads.com

STACY DONG
832.392.3625
quilterscabintx@gmail.com



23101 Petrich Ln,
Tomball, 77377 TX

www.quilterscabin.com

quilterscabinretreat.blogspot.com [@quilterscabin](https://www.facebook.com/quilterscabin) [@quilterscabinretreat](https://www.instagram.com/quilterscabinretreat)

LONGARMRENTAL.COM

NOLTING ~ 713 • 203 • 6259

HOBBS & BAIR, INC.
Tax Preparation * IRS Audits * Accounting & Bookkeeping

17515 Spring Cypress, Ste. C-Box 160
Cypress, TX 77429
Phone: 832-349-5105
Fax: 734-749-0750
Jkklevorn@taxlady7.com

J. K. KLEVORN
Enrolled Agent

1-877-764-1271 Texas and Michigan

S. Lori Richter
Quilts & Creations
Long Arm Quilting Services

SLRQuilts.com
Lori@slrquilts.com
512-636-5203
10223 Hedge Way Dr.
Houston, TX 77065



Please support our great family of sponsors...we couldn't do this without them!



**SHADYWOOD
QUILTS**

Betty Baker
Professional Machine Quilting
17412 Bobcat Trail
Cypress, Texas 77429
(NW Houston)
P. ((281) 250-5991
Info@ShadywoodQuilts.com
www.ShadywoodQuilts.com



**Threaded
LINES**

Welcome to our modern shop of designer fabrics, bag making supplies including cork and waxed canvas and more!

Come by and see us!

21372 Shannon Circle
Unit C
Montgomery, TX 77316
936-597-6989

www.threadedlines.com

Mon, Tue, Wed, Fri
11-5




Handmade by Hart

Lisa Hart

HandmadeByHart@gmail.com

281-782-6020

Hand dyed fabric, bamboo socks—infant through adult sizes and much more!

MAGNOLIA MANOR
RETREAT



LISA RENFROW

26250 RILEY ROAD
WALLER, TEXAS 77484
(936)-372-5801

MAGNOLIARETREATS@GMAIL.COM
WWW.MAGNOLIAMANORRETREAT.COM

VALERIE'S

Thread Tales

CUSTOM LONGARM QUILTING

ValeriesThreadTales.com 423.836.0654

ValeriesThreadTales@gmail.com

The Hummingbird Retreat

103 Roundabout Lane
Huntsville, TX 77320
phone: 963-661-0684
martha@thehummingbirdretreat.com



RELAX. GET PAMPERED. REPEAT

Mel's Sewing Machine Service

Melvin Ballard
Owner

We Repair all Makes and Models

Sewing Machines
Sergers
Embroidery Machines
Industrial Machines

1923 Hamlin Valley Dr
Houston, Texas 77090
Phone: 713-515-4774
Fax: 281-444-1256
1melvin1@sbcglobal.net



Please support our great family of sponsors...we couldn't do this without them!

Painted Pony 'n Quilts

1015 S. Broadway, La Porte, Tx 77571

M-F 10am-5pm; Sat. 10am-4pm



**Perfect
Mother's Day
Gift**

Sterling silver
Quilter's Bell

Exclusive only from
Painted Pony 'n Quilts!

Visit us online:

www.ppnq.com ,

Facebook & Instagram

Contact us:

ppnqstaff@ppnq.com or 281-471-5735



Sandra Goldsby

Ind. Future Executive Sr. Sales Director

14203 Decker Drive
Magnolia, TX 77355
281-356-7747

sgoldsby@gmail.com
www.marykay.com/sgoldsby

MARY KAY

Loft Supply
Proudly serving quilters in North Houston!
Delivering quality batting
www.LoftSupply.com
832.675.1143

Guild Delivery | Custom Delivery | Customer Pickup
Become a preferred customer and receive discounts throughout the year!
Follow us on Facebook for special promotions



Makin' Stitches

Kathie Spargo
Owner

By Appointment Only

Contact Tel: 832-671-0696
dohamma@hotmail.com

Quilting Services
Computer Guided
Edge to Edge
Custom
Binding
Free Motion
Machine Rentals

TSC Designs

Thomas Teng
Joyce Teng


tsc@teacherstamp.com
(713) 664-9943

www.teacherstamp.com
8814 Prichett Dr.
Houston, TX 77096

MagnaFingers™

Easily Pick Up and Release Pins,
Needles, Fish Hooks, Paperclips,
Screws, etc.

Order online www.MagnaFingers.com



Use with your telescoping tool for extended reach!

Christine@MagnaFingers.com • 832-978-5683 • Invented in Cy-Fair

For more information, please see or email Sharon Castillo at sharoncastillo@gmail.com.



Advertising: \$25 per year for TCQG members; \$50 per year non-members. Please contact Lynn Loyd at Lynn.Loyd@att.net



President	Janet Winkler
VP—Administration	Cynthia Blossom
VP—Financial Oversight	Shari Stone
Treasurer	Ginny Hilton
Secretary	Jaine Jewell
Membership	Becky Burkett
Programs-Sr. Chair	Char Peterson
Programs– Jr. Chair	Connie Suarez
Registered Agent- (Corp)	Lynn Loyd
Board of Directors (Corp)	Linda Love Nancy Youens Charmaine Fritchey
Block of the Month	Elaine Bullard
Blog	Sharon Castillo
Publicity/Social Media	SuZanne Gilbride
Charity Bee Chair	Sharon Castillo
Quilt Show Chair	Janice Toler Shari Stone Stephanie Moss
Door Prizes	Donna Vandiver
Head Bee Keeper	Charmaine Fritchey
Holiday Bash Chair	Char Peterson
Hospitality	Marie Engelhart
Magazines	Deborah Dodge
Newsletter	Rae Brode
Property Management	Karl Burkett
Storybook Quilts	Sara Ballard