



# TCQG News

Serving Northwest Harris,  
Montgomery & Waller Counties,  
Texas

Volume 18 Issue 3

March 2023

## "From The President's Stash

Hello, everyone!

March is upon us, and the scuttlebutt is that we're all supposed to "spring clean", meaning clean out closets & cabinets and all those nooks and crannies that don't get cleaned regularly.

My usual reaction is "really? That'll eat into my quilting time!" Though I do admit, there are areas of my home that need some attention! I'll get to them. . . soon. After I finish binding this quilt. And cutting out that one. Putting this other on the frame. Oh, who am I kidding?!

I am making time to go to the guild meeting on March 7<sup>th</sup> and hear Karen Overton, the Quilt Rambler, talk about Deb Tucker's Studio 180 rulers. The meeting starts at 7 p.m. at Fairfield Baptist Church. Don't forget your Show N Tells and BOMs! See you there!

Becky Burkett

President



### Welcome New Members!!

**Emily Kammerer    Connie Cephus    Renee Power**

**Welcome to all Members!!** Many of you put in volunteer hours each month but cannot always make a guild meeting; just email me at the guild's email address {tricityguild@gmail.com} and let me know your hours so I can include those in our monthly report. Also, please...when signing in for the guild meeting, give yourself two (2) hours credit for participation plus any volunteer hours you have accumulated.    Bobbi Miller

Meetings begin promptly at 7pm, so we can adjourn on time. The front doors will be closed at 6:55, and the members will be asked to take their seats. This will allow the various committee heads & board members to get into the meeting on time. Come early so you have time to sign in, check out any raffles or upcoming workshops, visit the magazines, etc.

## Inside this issue:

President's Stash	1
Show & tell	2
Speakers and Workshops and Fun Stuff	4
2024 Quilt Show News	10
Block of the Month	12
Tips and Techniques	13
Bee Info	15
Charity Bee	16
Quilt Shows	19
Shopping	22
Officers & Chairs	25




### Meetings

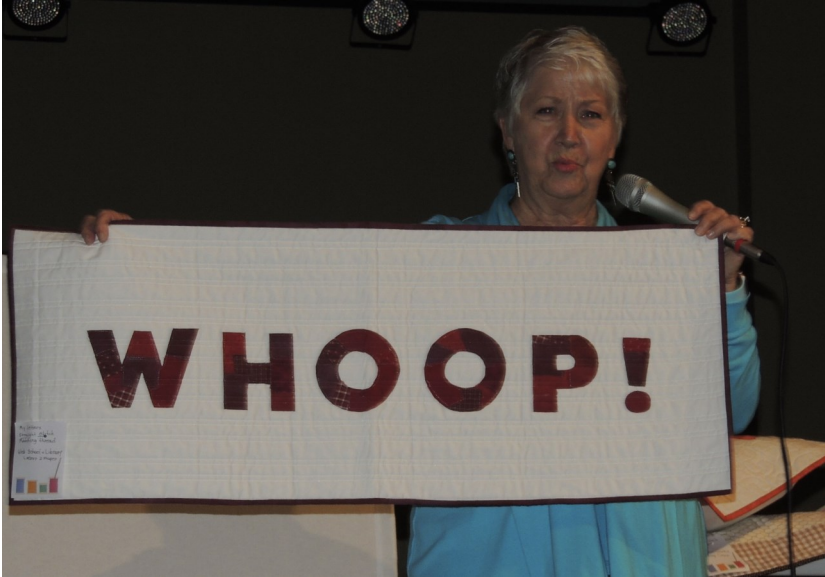
Fairfield Baptist Church  
27240 Highway 290  
Cypress, Texas  
On 290 westbound  
between  
Mueschke and Mason Road.  
1st Tuesday of the month,  
7pm-9pm  
tricityguild@gmail.com













## Coming in March...

MARCH SPEAKER/LECTURE MARCH 7, 2023 AT FAIRFIELD BAPTIST CHURCH 7 P.M.

Karen E Overton is known for her humor, gift of gab (quilt related of course) and her style of teaching – giving each student the individual attention, instruction and encouragement needed in a relaxed, enjoyable learning atmosphere. From beginners to advanced quilters, Karen’s personal goal is to inspire & guide her students in their quilting journey.

Growing up around quilts, it was only natural for Karen to discover quilt making. After making her first “rotary cut” quilt in the late 1990’s, Karen turned around and taught a class of beginner quilters with her newfound passion. That experience led to offering classes in area churches, quilt shops, quilt guilds, including quilting cruises. Always aspiring to learn, then

sharing what she learned, Karen’s desire quickly translated to her first love,

that of teaching. Karen’s skill and expertise with a long arm have been recognized by many professionals within the quilting industry, resulting in her work being included in the following publications: Lone Stars III: A Legacy of Texas Quilts, 1986 – 2011 by Karoline Patterson Bresenhan & Nancy O’Bryant Puentes; Magnificent Spiral Mandala Quilts by RaNae Merrill; and Deb Tucker’s book Hunter’s Star Hidden Treasures. Her customer quilts have won numerous ribbons, and she has several published in books as well as pattern covers. Two of her customers (with their quilts) have been guests on The Quilt Show with Alex Anderson & Ricky Tims. She has also been published in magazines, appeared as an instructor on Quilt It! The Long arm Quilting Show, as well as a guest on Pat Sloan’s Podcast. Karen likes to say that her claim to fame is knowing famous people! In 2017 Karen became an Island Batik Ambassador and a Certified Instructor with Deb Tucker’s Studio 180 Design. Combining her love of batiks with Deb’s tools, Karen designed and published over 20 quilt patterns under The Quilt Rambler branding before “retiring” from pattern design to return to her first love of teaching.



Currently, Karen can be found traveling "locally" around Texas, sharing her quilting journey through massive trunk shows, sharing humorous stories of her quilting journey while "Introducing Studio 180 Design's Tools and Techniques" to her audience. Additionally, Karen is available for technique workshops using the Studio 180 Design tools. Follow Karen as The Quilt Rambler on her blog and across social media.



WORKSHOP MARCH 8TH AT THE QUILTY SHOP, 1006 W MAIN ST, TOMBALL. PLEASE CONTACT CHAR PETERSON, PROGRAM CHAIRMAN, 206 909-1510 OR EMAIL [TOLEP8N@COMCAST.NET](mailto:TOLEP8N@COMCAST.NET) TO SIGN UP.



## Geese Over Galveston Bay Flying Geese Workshop

Karen E Overton, Studio 180 Design Certified Instructor  
[TheQuiltRambler@gmail.com](mailto:TheQuiltRambler@gmail.com)

This workshop will have you falling in love with flying geese units made simple using Deb Tucker's Fast Flying Geese method of making four units at a time with the Wing Clipper I tool.

\*added bonus Deb's new "no nudge" method will be taught\*



No need to commit to a full quilt project, this technique workshop requires only a few fat quarters and background fabrics precut and ready to sew!

### General Supplies Required for Workshop

**Geese Over Galveston Bay** Pattern provided by The Quilt Rambler  
**Wing Clipper I®** and **Quilter's Magic Wand®** Tools by Studio 180 Design  
*available at your local quilt shop or [Studio180Design.net](http://Studio180Design.net)*  
**General Sewing Supplies**, including rotary cutter/mat, notions, and pen/pencil for taking notes



### Precut Fabric Prior to Workshop

#### From Fat Quarters

(5) 5 3/4" x 5 3/4" squares, different fabrics

#### From Background Fabric

(20) 3 1/4" x 3 1/4" squares

Please bring additional fat quarters and background fabric to use in class as needed

Visit my blog

[TheQuiltRambler.com](http://TheQuiltRambler.com)







## Happy Birthday!

Valerie Jolly-3/1  
Susan Motycka-3/3  
Beverly Jones-3/4  
Anita Wiese-3/6  
Judith Whited-3/6  
Janet Deschamps-3/7  
Charla Reese-3/7  
Margie Hastings-3/8  
Sharon Castillo-3/17  
Janie Soley-3/17  
Suzanne Martin-3/21  
Dawn Ashby-3/22  
Sara Ballard-3/23  
Sharon Sanchez-3/23  
Nancy Youens-3/28  
Tori Trevino-3/30






March has arrived, and it is just about one-year until the start of our fabulous quilt show, **Quilts in Bloom**. The show will be held at the Berry Center on March 1-2, 2024. Visit the guild website at [tricountyquiltguild.org](http://tricountyquiltguild.org) to find out more about the upcoming show. Information about quilt categories, volunteer opportunities, and other show-related needs will be shared at each guild meeting in the months to come.

Keep working on those quilts and donating items for Tin Can Raffle, Quilters' Treasure Aisle, and Boutique. It will be "showtime" before we know it!

Show Chairs,  
Janice Toler  
Shari Stone  
Stephanie Moss



## Raffle Tickets Available at March Meeting

During the March guild meeting, our beautiful raffle quilt will be on display. Raffle quilt tickets will also be available. Guild members are invited to sign out a block of tickets to sell to others and to purchase tickets for personal use.



Tickets will be sold in sets of 24 tickets for \$20.00. Individual tickets are also available for \$1.00 each or you may purchase 6 tickets for \$5.00.

Every guild member is encouraged to sell and/or purchase raffle tickets. Pick up your tickets on March 7, and let's raise some funds for our marvelous guild!

## Volunteers Needed

Raffle Quilt Chair, Elaine Bullard, is seeking volunteers to take the raffle quilt to local guild meetings in March and April. If you have a few hours to spare and are interested in showcasing the raffle quilt at a nearby location, please [click here](#). Scroll down to "Have a Question?", and enter the information requested. We will reach out promptly and get you on the schedule.



## Boutique Workshop Update

### Have Some Fun: Attend a Boutique Workshop!

What fun we had at our last Boutique Workshop! We made colorful zipper pouches to sell at our upcoming show. More fun is predicted for the next workshop which is scheduled for Tuesday, March 21 at 10:00am at Bobbins and Threads located at 10130 Grant Road, Houston, Texas 77070. We will be making colorful pincushions.

Space is limited. Please RSVP to Connie Suarez at [consuelogsuarez@yahoo.com](mailto:consuelogsuarez@yahoo.com) if planning to attend. Sewing machine and basic quilting supplies will be needed. The workshop ends around 3 so bring a snack or money for lunch if you plan to stay all day. We hope you will come and join the fun!





## NO POINT STAR BLOCK

The block to make for April is a fun no point star block. Please see the Cluck Cluck Sew tutorial for assembly instructions. There is extra space as part of this design so that the start points are safely inside the boundaries of the block. Please don't do any trimming.

<https://cluckclucksew.com/wp-content/uploads/2017/12/No-Point-Stars-Free-Pattern.pdf>


We will be using a novelty print for the center. I'll have extra of these cut and available at the March meeting. The background will be a black tone on tone fabric and the star points will be a red tone on tone print.

The sample picture shows a possible layout for 5 blocks. Our fabrics will be different. Please use the color scheme described above.

Make as many blocks as you would like to from your stash. I will have kits available to sign out at the March meeting. In the past, we would set half of the blocks aside for Charity Bee and do a drawing for the other half of the blocks as a block lottery. If we get enough blocks turned in, we can go back to that system. The blocks that are turned over to Charity Bee are made into quilts for the many organizations that our guild supports.

Since this block is in the March newsletter, the blocks will be turned in at the April meeting. If you have any older blocks or unsewn block kits for Block of the Month, please bring them to the meeting on Tuesday, March 7th. If you have any questions, please email me at: [quickhound@gmail.com](mailto:quickhound@gmail.com)

Lisa Hart





## Tips and Techniques

By: Elaine Bullard

Welcome to our new column, **Tips and Techniques!** I'm hoping we can make this a regular feature, but it will take contributions from all of you to keep it going. Please feel free to send me your tips and techniques along with photos and credit where credit is due. I'll get the article sent in to the newsletter editor.

My technique for March uses a diagonal seam on your quilt backing. It's designed to save you fabric when you need to piece your backing. There is a limit on how wide your quilt top can be based on the width of your backing fabric, but it sounded like a cool idea and so I wanted to try.


I believe John Flynn is credited with this idea, but I saw it on a YouTube video by Sparrow Quilt Co. which really helped explain the process and details. You can watch the video here: <https://youtu.be/4ebZG0CReGM>.

I won't lie to you—There is a little quilt math involved, but there's an easy to follow worksheet to calculate how much material you actually need. The worksheet is found in the information below the video.

My quilt top was 60" square. I had four yards of 42-44" backing fabric so I was good to go with sufficient fabric, but that didn't stop me from trying this technique.


Here's the premise:

1. Do the calculations on the worksheet to find the length of fabric you need.
2. Draw a diagonal line on your backing from the top left corner to the bottom right.
3. Press a strip of fusible quilt tape along the drawn diagonal to stabilize it  
and then cut on the drawn line.





4. Slide the left side up and the right side down until you have enough backing width for your quilt top. See photo below. Use a tape measure to double check that your adjustments will give you the backing width you need—especially if you plan to have the quilt long armed.



5. Sew along the seam line and then trim the excess triangles off.

6. Slice the triangles off and use them to make some of your binding if possible.


**Comment:**

I might do this again if my quilt top was about 50” wide and

I really didn’t have the yardage to piece the backing in my normal way.

One good outcome is that the diagonal seam spreads the bulk of the seam

in a better way on a long arm machine.



Let me know if you try this technique! I’d be interested in what you think of it.

Also—Send me your tips and/or techniques! We all have ideas to share!

Thanks,

Elaine Bullard



## Tri-County's Fabulous Bees



*Remember: you must be a paid member to participate in our Bees.*



Charla Reese, Queen Bee

Our Bees create a strong sense of a quilting community within the guild. Consider becoming a Beekeeper! Organize your bee, find a location, contact the Queen Bee Chair to let her know, and go from there!



**BEE Czars:** Meets the 4th Saturday of the month at The Quilty Shop. We choose projects as a group or work on our UFO's. We plan on two retreats a year. If you are interested in joining this be please call to be put on a waiting list.

Bee Keepers: Ann Keilers 832-515-1081 or Marian Page 281-797-3014.



**Day Strippers:** Daystrippers is the only bee that has been with TCQG since its beginning. It meets at Cypress Crossing Christian Church on the second Friday of each month from 10 - 2. They work on personal projects and occasionally go on retreats and to quilt shows together. There are currently no openings in this bee. However, you can contact beekeeper to be put on a waiting list. New members have been moving in through the list!

Bee Keeper: Judy Klevorn [Jkklevorn@gmail.com](mailto:Jkklevorn@gmail.com)



**Quilty Pleasures** Meets on the first and fourth Tuesdays of each month at The Quilty Shop. (We hope to change to second and fourth Tuesdays soon.) We mostly work on individual projects with an occasional group project. Our Bee is currently closed to new members but contact either of the CoBee Keepers to be added to a waiting list.

Bee Keepers: Deb Durr and Anita Arendall.



**Quilter's Dozen:** Meets the 2nd and 4th Thursdays at The Quilty Shop from 10-2:30. We have great times together! This bee is currently full, but happy to add you to our waiting list.

Bee Keeper: Charmaine Fritchey [cfritchey@gmail.com](mailto:cfritchey@gmail.com)



**We Bee Quilters:** We meet the 2<sup>nd</sup> and 4<sup>th</sup> Wednesday of each month at The Quilty Shop from 10 to 1:30 p.m. This bee is a group of quilters who just want to enjoy spending time doing what we love with fellow quilters. We work on our own projects, group projects, ex-changes. Anyone who would like to join is welcome. Give the Bee Keeper a call to be added to the list. Come have fun with us.


Bee Keeper: Char Peterson [Tolep8n@comcast.net](mailto:Tolep8n@comcast.net). 206 909-1510.



## Directions for HUGs Flannel Baby Blankets

Jaine Jewell

1. Start with a 36" square of flannel.
2. Using a round plate or circular template round off the corners



3. Serge a decorative stitch around all 4 edges. It does not have to be the wave stitch if your serger does not do that. Also I use Woolly Nylon as I think it is pretty, but any thicker decorative thread will work.







4. Tie off the thread tail using your method of choice. I thread them back through and seal with Fray Block solution.



5. Give the completed blanket a press.



\*\*If you would like to assist with Hugs but do not have a serger we can still use your help cutting the flannel squares and squaring off the corners. Just let us know!



## **Cypress Crossing Christian Church**

**15751 Cypress Rosehill Rd, Cypress, TX 77429**

**9:30 am to 2:00 pm**

**Sharon Castillo – 713.828.0861**

### **Ongoing needs for Charity Bee....**

- **We are in desperate need of Flannel for the HUGS we donate.**
- **Blending fabric for BOM (white, white-on-white, beige, etc.)**
- **Standard size for our baby quilts (minimum 36”x36” square to lap quilt size.)**
- **Men’s quilts; both tops and finished quilts.**
- **All fabric must be returned from a quilt bundle (finished quilt and all scraps)**

**We welcome all quilting related donations. If you want to meet at The Quilty Shop in Tomball to hand over your donations, please call Mary Willyerd at 284-770-3981 or to meet at Cypress Crossing Christian Church on Cypress-Rosehill, please call Sharon Castillo at 713-828-0861. For more information, contact beekeeper [Sharon Castillo](#).**





## West Houston Quilter's Guild

# “Flights of Fancy” Biennial Quilt Show


Richard E. Berry Educational Support Center  
8877 Barker Cypress Rd., Cypress, Texas 77433

**Friday, March 3, 2023, 10:00 am-4:00 pm**  
**Saturday, March 4, 2023, 10:00 am-4:00 pm**

**More than 20 vendors**  
**More than 200 quilts**

Admission: Ages 13 and older - \$10.00;  
Children 12 and under are free. Ticket  
price includes entrance for both days  
of the show, door  
prize chances, and  
more.

**Free Parking**



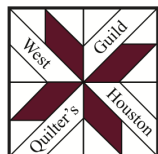
**“Hummingbirds  
and Flowers”  
Quilt Drawing  
March 4, 2023**

Silent  
Auction

Basket and  
Quilt Bonanza

Guild  
Boutique

Grandmother's  
Attic



The West Houston Quilter's Guild is a 501(C)(3) non-profit organization founded in 1993 with the purpose of developing and nurturing appreciation for the art of quilting and its history. Simply put, we are a group of people who love quilts!

[www.whqg.org](http://www.whqg.org)



## Dallas Quilt Show

Fri-Sun

Dallas Market Hall

March 10-12

2200 N Stemmons Frwy

Dallas, TX 75207

<https://www.quiltersguildofdallas.org/dallas-quilt-show/>



## Quilters Guild of East Texas



41st Annual Tyler Quilt Show

Bits to Beautiful

March 24-25, 2023

10:00-4:30

First Christian Church

Christian Life Center

4202 South Broadway

Tyler, TX

Admission \$10 Children under 6-Free



The Quilters Guild of East Texas produces a quilt show every spring. Come see us and view the judged quilts, participate in the Silent Auction, buy your chance at the Raffle Quilt, shop at the Country Store, visit Vendors, and so much more!

We hope to see you there!



**Greater Houston Shop Hop**  
*One Way or Another*  
 March 22 - 25, 2023  
 9am - 5pm daily  
 www.houstonshophop.com

Participating Shops:  
 Quilters Cottage - Richmond  
 Quilters Emporium - Stafford  
 Sew Special Quilts - Katy  
 Fabrics Etcetera - Webster  
 Pinwheels & Posies - Dickinson  
 Calico Cats Sewing Center - Lake Jackson  
 The Quilty Shop - Tomball  
 Quilters Quarters - Conroe  
 Montgomery Quilt Company - Montgomery

**Livingston Piecemakers Quilt Guild 2023 Show**

**Fri-Sat**

1017 US-59 Loop N, Livingston, TX

**Apr 21-22**

<https://lpqgtexas.org/quilt-show>

**Gun Barrel Quilters Guild**

**Fri-Sat**

**2023 Quilt Show “Sunshine on the Water”**

**Apr 28-29**

The CR Legacy Event Center

2205 W. Main (Hwy 334)

Gun Barrel City, TX

<https://www.gunbarrelquiltersguild.org/2023-quilt-show.html>



Trade Show

**International Quilt Festival**

🕒 02 - 05 Nov 2023 [Add To Calendar](#)

📍 George R. Brown Convention Center, Houston, USA [Get Directions](#)



Portable Hugs Quilting

Quilting, Embroidery,  
Memory and T-shirt Quilts



Becky Burkett

Phone 281-923-4786

Email: burkettbecky@yahoo.com

portablehugsquilting.com

Wrap up in a quilt, feel the hug!

THEQUILTYSHOP.COM

MON-SAT: 10AM-5PM  
1006 W MAIN STREET  
TOMBALL, TX 77375

THE  
Quilty  
SHOP

281.516.7515

INFO@THEQUILTYSHOP.COM



CabinQuilter Custom Quilting

Diane Anderson  
Award-Winning Longarm Quilter

www.cabinquilter.com      Georgetown, Texas  
diane@cabinquilter.com      713-817-0279

**Bobbins & Threads** LLC  
QUILTING & CRAFTS

**Trish Lopes**  
346-206-2210 • 713-203-6259

10130 Grant Road, Suite 214 • Houston, 77070  
www.bobbinsthreads.com

STACY DONG

832.392.3625

quilterscabintx@gmail.com



23101 Petrich Ln,  
Tomball, 77377 TX

www.quilterscabin.com

quilterscabinretreat.blogspot.com @quilterscabin @quilterscabinretreat

LONGARMRENTAL.COM

NOLTING ~ 713 • 203 • 6259

**HOBBS & BAIR, INC.**  
Tax Preparation \* IRS Audits \* Accounting & Bookkeeping

17515 Spring Cypress, Ste. C-Box 160  
Cypress, TX 77429  
Phone: 832-349-5105  
Fax: 734-749-0750  
Jkklevorn@taxlady7.com

J. K. KLEVORN  
Enrolled Agent

1-877-764-1271 Texas and Michigan

*S. Lori Richter*  
Quilts & Creations  
Long Arm Quilting Services

SLRQuilts.com  
Lori@slrquilts.com

512-636-5203  
10223 Hedge Way Dr.  
Houston, TX 77065



Please support our great family of sponsors...we couldn't do this without them!



**SHADYWOOD  
QUILTS**

Betty Baker  
Professional Machine Quilting  
17412 Bobcat Trail  
Cypress, Texas 77429  
(NW Houston)  
P. ((281) 250-5991  
Info@ShadywoodQuilts.com  
www.ShadywoodQuilts.com



**Threaded  
LINES**

Welcome to our modern shop of designer fabrics, bag making supplies including cork and waxed canvas and more!

Come by and see us!

21372 Shannon Circle  
Unit C  
Montgomery, TX 77316  
936-597-6989

[www.threadedlines.com](http://www.threadedlines.com)

Mon, Tue, Wed, Fri  
11-5



**Handmade by Hart**

Lisa Hart

HandmadeByHart@gmail.com

281-782-6020

Hand dyed fabric, bamboo socks—infant through adult sizes and much more!

MAGNOLIA MANOR  
RETREAT

LISA RENFROW



26250 RILEY ROAD  
WALLER, TEXAS 77484  
(936)-372-5801

MAGNOLIARETREATS@GMAIL.COM  
WWW.MAGNOLIAMANORRETREAT.COM

*Whimsical Threads*

Bobbi Miller

Personalized Embroidery

720-985-3201  
bmiller576@gmail.com

## The Hummingbird Retreat

103 Roundabout Lane  
Huntsville, TX 77320  
phone: 963-661-0684  
martha@thehummingbirdretreat.com



## Mel's Sewing Machine Service

Melvin Ballard

Owner

**We Repair all Makes and Models**

Sewing Machines  
Sergers  
Embroidery Machines  
Industrial Machines

1923 Hamlin Valley Dr  
Houston, Texas 77090  
Phone: 713-515-4774  
Fax: 281-444-1256

1melvin1@sbcglobal.net



Please support our great family of sponsors...we couldn't do this without them!

*Painted Pony 'n Quilts*

1015 S. Broadway, La Porte, Tx 77571

M-F 10am-5pm; Sat. 10am-4pm



**Perfect  
Mother's Day  
Gift**

Sterling silver  
**Quilter's Bell**

Exclusive only from  
Painted Pony 'n Quilts!

Visit us online:

[www.ppnq.com](http://www.ppnq.com) ,

Facebook & Instagram

Contact us:

[ppnqstaff@ppnq.com](mailto:ppnqstaff@ppnq.com) or 281-471-5735



**Sandra Goldsby**

Ind. Future Executive Sr. Sales Director

14203 Decker Drive  
Magnolia, TX 77355  
281-356-7747

[sgoldsby@gmail.com](mailto:sgoldsby@gmail.com)  
[www.marykay.com/sgoldsby](http://www.marykay.com/sgoldsby)

MARY KAY

**Loft Supply**  
Proudly serving quilters in North Houston!  
Delivering quality batting  
[www.LoftSupply.com](http://www.LoftSupply.com)  
832.675.1143


Guild Delivery | Custom Delivery | Customer Pickup  
Become a preferred customer and receive discounts throughout the year!  
Follow us on Facebook for special promotions



**MagnaFingers™**

Easily Pick Up and Release Pins, Needles, Fish Hooks, Paperclips, Screws, etc.

Order online [www.MagnaFingers.com](http://www.MagnaFingers.com)



Use with your telescoping tool for extended reach!

[Christine@MagnaFingers.com](mailto:Christine@MagnaFingers.com) • 832-978-5683 • Invented in Cy-Fair

For more information, please see or email Sharon Castillo at [sharoncastillo@gmail.com](mailto:sharoncastillo@gmail.com).

**TSC Designs**  
Thomas Teng  
Joyce Teng  
[tsc@teacherstamp.com](mailto:tsc@teacherstamp.com)  
(713) 664-9943  
[www.teacherstamp.com](http://www.teacherstamp.com)  
8814 Prichett Dr.  
Houston, TX 77096

Please contact  
Gennilu Carroll for  
more information:  
Cost \$3000.  
[gennilu@swbell.net](mailto:gennilu@swbell.net)

713-594-3312







## **Registered Agent**

Lynn Loyd

## **Board of Directors**

Charmaine Fritchey

Linda Love

Nancy Youens

## **Executive Board**

Becky Burkett – President

Elaine Bullard – VP Administration

Rhonda Van Alstine – VP Financial Oversight

Ginny Hilton – Treasurer

Jaine Jewell – Secretary

Bobbi Miller – Membership

Char Peterson – Programs

Deb Spoelker - Jr. Programs

## **Standing Chairs**

Lisa Hart – Block of the Month

Sharon Castillo – Charity Bee and Blog

Marie Engelhart – Hospitality

Charmaine Fritchey – Communication

Charla Reese – Head Bee Keeper

Janice Toler, Shari Stone, Stephanie Moss – Quilt Show

Tina Lauzon – Newsletter

SuZanne Gilbride – Publicity/Social Media

Donna Vandiver - Door Prizes

- Holiday Bash

Debbie Dodge – Magazines