



TCQG News

Serving Northwest Harris,
Montgomery & Waller Counties,
Texas

Volume 18 Issue 4

April 2023

"From The President's Stash

Spring is officially here, though as I write this, Winter has come back for one last gasp (hopefully). Time to switch out the winter-weight quilts for lighter, summery quilts, if you haven't already! I don't know about you but some of these quilts are like old friends I haven't seen in a while. Maybe a little worn around the edges, starting to show their age but valued none the less.

At the March Board meeting, we decided to bring back the Open Houses we used to hold at the local quilt shops. These are informal times for members, especially new ones, to come meet with the officers when we aren't busy with our duties, like we are at the general meetings. The first one will be held on Tuesday, April 25th from 2 – 5 p.m. at Bobbins & Threads and the next one will be on Saturday, July 22nd at The Quilty Shop. These are casual come-and-go events with refreshments giving you a chance to get to know your officers and other members in the guild. We know it can be hard to meet new people during the regular meetings, so plan on coming out and making new friends! Our April speaker is Shirley Thiessen whose workshop will be on pineapple quilts (though her method is NOT paper piecing). Look for the article later in this newsletter for more information.

Looking forward to seeing everyone at the April meeting on the 4th!

Becky Burkett

President

TCQG

Inside this issue:

President's Stash	1
Workshop Fun	2
Speakers and Workshops and Fun Stuff	3
2024 Quilt Show News	7
Block of the Month	10
Tips and Techniques	11
Bee Info	13
Charity Bee	14
Quilt Shows	15
Shopping	18
Officers & Chairs	21



Welcome New Members!!

**Jennifer Pazicni Penny Gregory Mary Bowman
Susan Smith Claudia Wormuth Rebecca Elkins**

Welcome to all Members!! Many of you put in volunteer hours each month but cannot always make a guild meeting; just email me at the guild's email address {tricityguild@gmail.com} and let me know your hours so I can include those in our monthly report. Also, please...when signing in for the guild meeting, give yourself two (2) hours credit for participation plus any volunteer hours you have accumulated. Bobbi Miller

Meetings begin promptly at 7pm, so we can adjourn on time. The front doors will be closed at 6:55, and the members will be asked to take their seats. This will allow the various committee heads & board members to get into the meeting on time. Come early so you have time to sign in, check out any raffles or upcoming workshops, visit the magazines, etc.



Meetings

Fairfield Baptist Church
27240 Highway 290
Cypress, Texas
On 290 westbound
between
Mueschke and Mason Road.
1st Tuesday of the month,
7pm-9pm
tricityguild@gmail.com





April Speaker

SHIRLEY THIESSEN - APRIL 5

Shirley Thiessen, local to the Houston area, has been sewing for 60+ years and since 2012 “obsessed” with quilting. She not only pieces her own quilts (over 200) but also has a long arm with 36 million+++ stitches. Shirley has conducted quilt classes in Texas as well as at her summer home in northern NY State. Additionally, Shirley has co-hosted several mystery quilt retreats in Texas.



Shirley’s trunk show on the evening of the guild meeting will highlight many of the quilts she has decided to keep. She will also share some “lessons learned” for piecing and preparing your quilt tops for a long arm.

Following the evening guild meeting, Shirley will return the following day to teach an “Easy Peasy” method for a Pineapple Quilt that doesn’t use any special ruler and goes together quickly.



April Workshop

SHIRLEY THIESSEN - APRIL 5

**at Bobbins & Threads,
10130 Grant Rd Ste 214, Houston, TX
Hours 10 a.m. to 4ish.**

**EASY PEAZY PINEAPPLE QUILT
(NOT Paper-pieced)**

During the class, you will be making FOUR blocks that will measure approximately 50x50 depending on your choice of the outer borders, perfect for a baby quilt or a small throw. This size quilt would also be perfect for a table topper.

The fabrics in the supply list (which you will get once you've paid for the workshop) will make four 20" blocks using 2 1/2" strips. Select a small print and contrasting fabrics that complement the pineapple.

COST IS \$35 PLUS \$10 PATTERN FEE.

**IF YOU ARE INTERESTED IN ATTENDING
EITHER WORKSHOP, PLEASE CONTACT
CHAR PETERSON, PROGRAM CHAIR AT 206
909-1510 OR EMAIL
TOLEP8N@COMCAST.NET.**



Coming in May...

MAY LECTURE AND WORKSHOP

MINAY SIROIS

LECTURE....EXPLORING THE ASPECTS OF FABRIC SUCH AS HUE,VALUE, INTENSITY AND SCALE AND HOW TO USE THESE TO GIVE YOUR QUILTS MORE POWER AND POP.

WORKSHOP.....EXPLORING THE USE OF COLOR IN QUILTS.YOU WILL NEED A SMALL COLOR WHEEL,
(IF YOU HAVE ONE) AND A QUILT OR TOP THAT YOU WANT TO DISCUSS. PAPER AND PEN FOR NOTES. NO SEWING. WORKSHOP COST IS \$35.

MARK YOUR CALENDAR

JUNE SPEAKER AND WORKSHOP....ROSIE MC CREADY..RED WORK

IF YOU ARE INTERESTED IN ATTENDING
EITHER WORKSHOP, PLEASE CONTACT
CHAR PETERSON, PROGRAM CHAIR AT 206
909-1510 OR EMAIL
TOLEP8N@COMCAST.NET.



TCQG OPEN HOUSE

When: April 25th

Where: Bobbins & Thread

10130 Grant Rd #214

Houston, TX

Come Meet Tri-County Officers and other members!

Ask questions and make suggestions!

Meet new friends!

Happy Birthday!

Betsy Bailly

Paulette Dukerich

Maudie Engle

Cindy Grant

Amy Griffith

Lisa Hart

Gaile Howland

Betty Johnson

Robin Kenna

JoAnn Lambert

Linda Niermeyer

Melanie Payne





Spring is here, and preparations for our upcoming quilt show are moving full speed ahead. The show, **Quilts in Bloom**, will be held at the Berry Center on March 1-2, 2024. Visit the guild website at tricountyquiltguild.org for all the details.

There are so many tasks to be completed prior to the show, and everyone is invited to volunteer in various capacities in the months to come. We look forward to seeing the quilts you will enter and encourage you to be on the lookout for additional ways you can plug in and assist.

We are counting on you to help make this a fun and memorable show. For ideas on how you can help, reach out to any Show or Committee Chair. A special thanks goes out to all who have been working behind the scenes throughout the past year.

Show Chairs,
Janice Toler
Shari Stone
Stephanie Moss



Raffle Quilt Tickets Available for Purchase or Check Out



Thanks to all who purchased or checked out raffle tickets at the March guild meeting. Once again, raffle quilt tickets will be available for check out and purchase at the April meeting. Tickets will be distributed in sets of 24 tickets for \$20.00. Individual tickets are also available for \$1.00 each or you may purchase 6 tickets for \$5.00. Please see Elaine Bullard to purchase tickets, or Bev Volker to check out tickets or pay for tickets already checked out. Please pick up some tickets at the April meeting and encourage family members, coworkers, neighbors, and friends to buy tickets in support of our upcoming show.

The Raffle Quilt is garnering many compliments when we have it on display. Kudos to the talented guild members who planned, pieced, appliquéd, quilted, and bound it.

Quilt Show Volunteer Opportunities

Raffle Quilt Travelers - One more volunteer is needed to take the Raffle Quilt to the Quilt Guild of Greater Houston meeting on Tuesday evening, May 16th. We also need two volunteers for Thursday morning, June 15th to go to the Friendship Quilt Guild meeting in Brenham.

Please contact Elaine Bullard (elainebullard53@yahoo.com) or Bev Volker (bjpetersvolker@yahoo.com) to get on the schedule.

Schoolhouse Chairperson – Do you have great planning and organizational skills? If so, please consider volunteering to serve as Chair for the quilt show Schoolhouse. Responsibilities include identifying and scheduling several learning activities for attendees at the Show. If you think this role is a match for you, please contact Stephanie Moss at steffie.stuff@yahoo.com.



Boutique Workshop Update

Have Some Fun: Attend a Boutique Workshop!

The recent Boutique workshop was filled with fun as guild members made colorful biscornu pincushions. Made in various fabrics and sizes, these little cuties are sure to capture the attention of buyers who visit the Boutique at our 2024 show.



The next Boutique Workshop is scheduled for Tuesday, April 18th at 10:00am at Bobbins and Threads located at 10130 Grant Road, Houston, Texas 77070. We will be making pretty potholders. Attendees will need to bring a sewing machine and basic quilting supplies. Space is limited. Please RSVP to Connie Suarez at consuelogsuarez@yahoo.com if planning to attend.



The workshop ends around 3 so bring a snack or money for lunch if you plan to stay all day. We hope you will come and join the fun!



**BOM will be sent out
in email blast and on
the webpage this
month.**

Check it out.





Tips and Techniques

April 2023

Interleave Block

I saw this block during Sew & Tell at the Waller County Piecemakers Guild meeting in February and really wanted to try it.


I wasn't sure why it was called "Interleave" so I looked it up. Interleave can mean to insert (usually blank) pages between the pages of a book or to mix digital images by alternating between them.

How to make the Interleave Block:

At the bottom of the article I'll give you the names of people you can find on YouTube and the internet who demonstrate the technique with more details. Please watch the videos!

Start with four colors of fabric that are 14 inches square.

You'll be able to make two blocks with these 4 squares.




Lay the 4 squares on top of each other right sides up and cut diagonally in one direction creating right triangles.

Arrange two different color triangles together and sew along the diagonal with a scant 1/4" seam allowance to re-




make into squares. You should have 4 squares, but we will only use two for each interleave block.




Lay two different color schemes squares on top of each other right sides up with the diagonal seam going in opposite directions.

Starting on one side, cut across both squares at the same time every 1 inch to form strips. I started from the left and discarded the small strip on the right.





Spread the cut strips apart and stagger the strips so they alternate which block they came from. You may want to number them 1, 2, 3, 4 etc. from the bottom strip to the top strip. Make sure that you haven't missed any strips.



Begin sewing by taking strip #2 and folding it down on top of strip #1 so right sides are together. Sew with a scant 1/4" seam allowance. Press if you want. I press the seam allowance toward strip #1. (You can see in the photo where I've numbered the strips and sewn strip #2 to strip #1.)

Fold strip #3 on top of strip #2 and sew with a scant 1/4" seam allowance and press if you want. Continue until all strips are sewn together. You may prefer to save all pressing until the end.

Give your Interleave Block a good press and square it up as much as possible. Mine finished at 13" high and 12" wide.

Please check out the following website and YouTube Channel for more detailed information. There are others, but these will get you started.

<https://lorrie.cranor.org/blog/2014/01/19/how-to-make-an-interleave-quilt/>

<https://youtu.be/OKxefgim4Hk>

If you make an Interleave Block, bring it to a meeting!!!

Thanks for reading,

Elaine Bullard

Send tips or techniques, please!!!



Tri-County's Fabulous Bees



Remember: you must be a paid member to participate in our Bees.



Charla Reese, Queen Bee

Our Bees create a strong sense of a quilting community within the guild. Consider becoming a Beekeeper! Organize your bee, find a location, contact the Queen Bee Chair to let her know, and go from there!



BEE Czars: Meets the 4th Saturday of the month at The Quilty Shop. We choose projects as a group or work on our UFO's. We plan on two retreats a year. If you are interested in joining this be please call to be put on a waiting list.

Bee Keepers: Ann Keilers 832-515-1081 or Marian Page 281-797-3014.



Day Strippers: Daystrippers is the only bee that has been with TCQG since its beginning. It meets at Cypress Crossing Christian Church on the second Friday of each month from 10 - 2. They work on personal projects and occasionally go on retreats and to quilt shows together. There are currently no openings in this bee. However, you can contact beekeeper to be put on a waiting list. New members have been moving in through the list!

Bee Keeper: Judy Klevorn jkklevorn@gmail.com



Quilty Pleasures Meets on the first and fourth Tuesdays of each month at The Quilty Shop. (We hope to change to second and fourth Tuesdays soon.) We mostly work on individual projects with an occasional group project. Our Bee is currently closed to new members but contact either of the CoBee Keepers to be added to a waiting list.

Bee Keepers: Deb Durr and Anita Arendall.



Quilter's Dozen: Meets the 2nd and 4th Thursdays at The Quilty Shop from 10-2:30. We have great times together! This bee is currently full, but happy to add you to our waiting list.

Bee Keeper: Charmaine Fritchey cfritchey@gmail.com



Grateful Threads: Formerly We Bee Quilters is now called Greatful Threads. We meet the 2nd and 4th Wednesday at the Quilty Shop in Tomball from 10 a.m. To 1:30 p.m. We are a fun group of ladies who meet to sew whatever you are working on or a long lost "ufo", hand work, etc. Come to share tips and tricks and socialize. Come when you can. Contact bee keeper, Char Peterson to be included in our group. An email is sent out prior to the bee to remind you to rsvp. No experience is needed....just come and have a great sewing day in a beautiful quilting shop.

Bee Keeper: Char Peterson Tolep8n@comcast.net. 206 909-1510.



Cypress Crossing Christian Church

15751 Cypress Rosehill Rd, Cypress, TX 77429

9:30 am to 2:00 pm

Sharon Castillo – 713.828.0861

Ongoing needs for Charity Bee....

- **We are in desperate need of Flannel for the HUGS we donate.**
- **Blending fabric for BOM (white, white-on-white, beige, etc.)**
- **Standard size for our baby quilts (minimum 36”x36” square to lap quilt size.)**
- **Men’s quilts; both tops and finished quilts.**
- **All fabric must be returned from a quilt bundle (finished quilt and all scraps)**

We welcome all quilting related donations. If you want to meet at The Quilty Shop in Tomball to hand over your donations, please call Mary Willyerd at 284-770-3981 or to meet at Cypress Crossing Christian Church on Cypress-Rosehill, please call Sharon Castillo at 713-828-0861. For more information, contact beekeeper [Sharon Castillo](#).





It's A Quilt Show!!!

Greater San Antonio Quilt Guild

9/22 & 9/23



The Greater San Antonio Quilt Guild proudly invites all lovers of art, creativity, and history, to its upcoming Quilt Show, "Weathering the Storms Together". Two hundred judged quilts will be available for your viewing pleasure along with opportunities to purchase raffle tickets for a dynamic queen size storm at sea quilt. The quilt show will also have numerous vendors who offer new and exciting textile products, a boutique with handmade finished items that make great gifts, and silent auction of finished quality quilts. The show is a family fun event, with a hunt and seek activity for youth and opportunities to learn about the history of quilting. Food trucks will be available on site and parking is free.

Dates Friday September 22, 2023, 10am to 5pm Saturday September 23rd 10am to 4pm

Entry tickets \$12, 8 and under free.

Raffle Quilt is 84" x 84".

Alzafar Shrine Auditorium
901 N Loop 1604 W
San Antonio, Tx





Livingston Piecemakers Quilt Guild 2023 Show



Presented by Livingston Piecemakers Quilt Guild

Friday, April 21st: 9:00 - 7:00

Saturday, April 22nd: 9:00 - 4:00

Polk County Commerce Center

1017 US-59 Loop N, Livingston, TX

<https://lpggtexas.org/quilt-show>

Gun Barrel Quilters Guild

Fri-Sat

2023 Quilt Show “Sunshine on the Water”

Apr 28-29

The CR Legacy Event Center

2205 W. Main (Hwy 334)

Gun Barrel City, TX

<https://www.gunbarrelquiltersguild.org/2023-quilt-show.html>



Chisholm Trail Quilt Guild

2023 Quilt Show

Piecing Our Communities Together

Friday, May 5, 10 AM to 7 PM

Saturday, May 6, 10AM to 5 PM

[Williamson County Expo Center](#)

5350 Bill Pickett Trail, Taylor, TX 76574

<https://www.ctquiltguild.org/show.php>



Quilt Show

WILDFLOWER QUILT GUILD

2023 QUILT SHOW

July 14th & 15th, 2023
Mayborn Civic & Convention Center
Temple, TX

Friday: 9 am - 5 pm
Saturday: 9 am - 4 pm



Trade Show

International Quilt Festival

🕒 02 - 05 Nov 2023 [Add To Calendar](#)

📍 George R. Brown Convention Center, Houston, USA [Get Directions](#)





Portable Hugs Quilting

Quilting, Embroidery,
Memory and T-shirt Quilts

Becky Burkett

Phone 281-923-4786

Email: burkettbecky@yahoo.com

portablehugsquilting.com

Wrap up in a quilt, feel the hug!



THEQUILTYSHOP.COM

MON-SAT: 10AM-5PM
1006 W MAIN STREET
TOMBALL, TX 77375

281.516.7515

INFO@THEQUILTYSHOP.COM

THE
Quilty
SHOP



CabinQuilter Custom Quilting

Diane Anderson
Award-Winning Longarm Quilter

www.cabinquilter.com
diane@cabinquilter.com

Georgetown, Texas
713-817-0279

**Bobbins
& Threads**
QUILTING & CRAFTS LLC

Trish Lopes
346-206-2210 • 713-203-6259

10130 Grant Road, Suite 214 • Houston, 77070
www.bobbinsthreads.com

STACY DONG

832.392.3625
quilterscabintx@gmail.com

23101 Petrich Ln,
Tomball, 77377 TX

www.quilterscabin.com

quilterscabinretreat.blogspot.com [@quilterscabin](https://www.facebook.com/quilterscabin) [@quilterscabinretreat](https://www.instagram.com/quilterscabinretreat)



LONGARMRENTAL.COM



NOLTING ~ 713 • 203 • 6259

HOBBS & BAIR, INC.

Tax Preparation * IRS Audits * Accounting & Bookkeeping

17515 Spring Cypress, Ste. C-Box 160
Cypress, TX 77429

Phone: 832-349-5105

Fax: 734-749-0750

Jkklevorn@taxlady7.com

J. K. KLEVORN
Enrolled Agent

1-877-764-1271 Texas and Michigan

S. Lori Richter
Quilts & Creations
Long Arm Quilting Services

SLRQuilts.com
Lori@slrquilts.com

512-636-5203
10223 Hedge Way Dr.
Houston, TX 77065



Please support our great family of sponsors...we couldn't do this without them!



**SHADYWOOD
QUILTS**

Betty Baker
Professional Machine Quilting
17412 Bobcat Trail
Cypress, Texas 77429
(NW Houston)
P. ((281) 250-5991
Info@ShadywoodQuilts.com
www.ShadywoodQuilts.com



**Threaded
LINES**

Welcome to our modern shop of designer fabrics, bag making supplies including cork and waxed canvas and more!

Come by and see us!

21372 Shannon Circle
Unit C
Montgomery, TX 77316
936-597-6989

www.threadedlines.com

Mon, Tue, Wed, Fri
11-5



Handmade by Hart

Lisa Hart

HandmadeByHart@gmail.com

281-782-6020

Hand dyed fabric, bamboo socks—infant through adult sizes and much more!

MAGNOLIA MANOR
RETREAT

LISA RENFROW



26250 RILEY ROAD
WALLER, TEXAS 77484
(936)-372-5801

MAGNOLIARETREATS@GMAIL.COM
WWW.MAGNOLIAMANORRETREAT.COM

Whimsical Threads

Bobbi Miller

Personalized Embroidery

720-985-3201
bmiller576@gmail.com

The Hummingbird Retreat

103 Roundabout Lane
Huntsville, TX 77320
phone: 963-661-0684
martha@thehummingbirdretreat.com



RELAX. GET PAMPERED. REPEAT

Mel's Sewing Machine Service

Melvin Ballard
Owner

We Repair all Makes and Models

- Sewing Machines
- Sergers
- Embroidery Machines
- Industrial Machines

1923 Hamlin Valley Dr
Houston, Texas 77090
Phone: 713-515-4774
Fax: 281-444-1256
1melvin1@sbcglobal.net



Please support our great family of sponsors...we couldn't do this without them!

Painted Pony 'n Quilts

1015 S. Broadway, La Porte, Tx 77571

M-F 10am-5pm; Sat. 10am-4pm



**Perfect
Mother's Day
Gift**

Sterling silver
Quilter's Bell

Exclusive only from
Painted Pony 'n Quilts!

Visit us online:

www.ppnq.com ,

Facebook & Instagram

Contact us:

ppnqstaff@ppnq.com or 281-471-5735



Sandra Goldsby

Ind. Future Executive Sr. Sales Director

14203 Decker Drive
Magnolia, TX 77355
281-356-7747

sgoldsby@gmail.com
www.marykay.com/sgoldsby

MARY KAY

Loft Supply
Proudly serving quilters in North Houston!
Delivering quality batting
www.LoftSupply.com
832.675.1143


Guild Delivery | Custom Delivery | Customer Pickup
Become a preferred customer and receive discounts throughout the year!
Follow us on Facebook for special promotions



MagnaFingers™

Easily Pick Up and Release Pins, Needles, Fish Hooks, Paperclips, Screws, etc.

Order online www.MagnaFingers.com



Use with your telescoping tool for extended reach!

Christine@MagnaFingers.com • 832-978-5683 • Invented in Cy-Fair

For more information, please see or email Sharon Castillo at sharoncastillo@gmail.com.

TSC Designs
Thomas Teng
Joyce Teng
tsc@teacherstamp.com
(713) 664-9943
www.teacherstamp.com
8814 Prichett Dr.
Houston, TX 77096

Please contact Gennilu Carroll for more information:
Cost \$3000.
gennilu@swbell.net

713-594-3312





Registered Agent

Lynn Loyd

Board of Directors

Charmaine Fritchey

Linda Love

Nancy Youens

Executive Board

Becky Burkett – President

Elaine Bullard – VP Administration

Rhonda Van Alstine – VP Financial Oversight

Ginny Hilton – Treasurer

Jaine Jewell – Secretary

Bobbi Miller – Membership

Char Peterson – Programs

Deb Spoelker - Jr. Programs

Standing Chairs

Lisa Hart – Block of the Month

Sharon Castillo – Charity Bee and Blog

Marie Engelhart – Hospitality

Charmaine Fritchey – Communication

Charla Reese – Head Bee Keeper

Janice Toler, Shari Stone, Stephanie Moss – Quilt Show

Tina Lauzon – Newsletter

SuZanne Gilbride – Publicity/Social Media

Donna Vandiver - Door Prizes

- Holiday Bash

Debbie Dodge – Magazines