



TCQG News

Serving Northwest Harris,
Montgomery & Waller Counties,
Texas

Volume 18 Issue 7

July 2023

"From The President's Stash

President's Stash

With the scorching heat outside, is there any better excuse to stay inside and sew? Start that new quilt! Planning, cutting, and piecing are great reasons to stay in the AC! Or look over the Houston International Quilt Festival class catalog and plan what you want to take this fall. I think the only step in making a quilt that I would skip at this time is hand sewing the binding down. The thought of having a quilt draped over me while I did that is suffocating!

Remember there is NO GENERAL MEETING in July! Enjoy your 4th of July celebrations! There will be a Board Meeting on July 11th, per our normal schedule. PLUS a Meet-N-Greet Open House at The Quilty Shop in Tomball on July 22nd from 2-4 p.m. Tell your friends who are not guild members to come find out about what it's all about! Also, if you just want to come visit for a bit, you would be welcome. Light refreshments provided

In case you missed it, I sent out an email last week about our dues being increased for next year. Like everywhere else, our costs have increased, so the board decided to cover those costs by increasing dues. Please let me know if you have any questions by emailing me at burkettbecky@yahoo.com.

Becky Burkett

President



Welcome New Members!!

Sheryl Carlile Linda Wooley Anna Hoffman
Scharlotte McKay Smith JoRene (Jo) Leopard Marie Hopkins

Welcome to all Members!! Many of you put in volunteer hours each month but cannot always make a guild meeting; just email me at the guild's email address {tricountyguild@gmail.com} and let me know your hours so I can include those in our monthly report. Also, please...when signing in for the guild meeting, give yourself two (2) hours credit for participation plus any volunteer hours you have accumulated. Bobbi Miller

Meetings begin promptly at 7pm, so we can adjourn on time. The front doors will be closed at 6:55, and the members will be asked to take their seats. This will allow the various committee heads & board members to get into the meeting on time. Come early so you have time to sign in, check out any raffles or upcoming workshops, visit the magazines, etc.

Inside this issue:

President's Stash	1
Show and Tell	2
Speakers and Workshops and Fun Stuff	5
2024 Quilt Show News	13
Block of the Month	16
Bee Info	17
Charity Bee	18
Quilt Shows	19
Shopping	22
Officers & Chairs	25



Meetings
Fairfield Baptist Church
27240 Highway 290
Cypress, Texas
On 290 westbound
between
Mueschke and Mason Road.
1st Tuesday of the month,
7pm-9pm
tricountyguild@gmail.com

















July (no) Speaker

July.....

no meeting
or work-
shop.



Enjoy your holiday
with friends and
family....be safe.




August Speaker is Tiffany Hayes

LECTURE AND WORKSHOP

August 2nd workshop... MAGIC PINWHEELS by Tiffany Hayes. Tiffany is the co author of Splice Magic book with Kristie Smith. This is a ground breaking quilting technique by Tiffany and Kristie and lots of friends. Sponsored by Stitchin' Heaven in Quitman, TX Tiffany is a designer, machine quilter and teacher. She has a passion for quilting designing, piecing for quilting, applique and machine quilting. She has had her quilts featured in Quilters World magazine, Keepsake Quilting and Connecting Threads. Wife and mom to 3 grown children. Needle in a HAYES STACK is her logo.

The class will be a small quilt made from the technique in the book. The pattern will be included, Splice Magic book is optional. Cost is \$35. Contact Char Peterson 206 909-1510 to sign up. There are 11 people signed up. Her limit is 20. Once you have paid, the supply list will be furnished. The class will be at THE QUILTY SHOP in Tomball.

Char Peterson
Program Chairman
206 909-1510.





September Speaker is Winnie Fleming

LECTURE AND WORKSHOP

September 6 and 7th. Due to popular demand, Winnie Fleming has agreed to teach the same class on 2 different days giving the opportunity for 40 people to take the class on **BORDERS GALORE**. There is homework required prior to class, but you can see by the photo this is a spectacular piece. The class covers 2 pieced borders to make a wall hanging. Later, you can enlarge your piece as you see fit. The class fee is \$35 and you will be attending one of the days. The classes will both be at **BOBBINS AND THREADS** on 249 and Grant Rd. I may have a few openings, but I need to check with those that have signed up and not paid. If you are interested, contact Char Peterson 206 909-1510. Payment must be made prior to receiving the supply list.



Coming up...

October 4th. Vasudha Govinder, a modern quilter will be teaching **WINDING RIVER**.



Happy Birthday!

Sharon Buffington

Mary Adkison

Kathryn Becker

Marilou Black

Elaine Bullard

Jean Chapman

Lynn Graves

Laura Gunn

Jan Heine

Ginny Hilton

Cindy Jennings

Bonnie Langan



Bonnie Langen

Patricia Leger

Laurie Loasby

Lynn Lucas

Tricia Macsek

Georgia Maynard

Lori McCaleb

Becky Noe

Mary Parisian

Nancy Royal

Vicki Russell

Pat Terry




TCQG Displaying Quilts at Texas Oncology!

Texas Oncology-Sugar Land is now displaying Nancy Youens' Bali Wedding Star by Judy Niemeyer.

This is what Nancy has to say:

I grew up in the North-east part of the country and Wedding Ring Quilts were very popular, so I always wanted to do one. Along with not being a quilter, I was intimidated by all the different pieces in each of the rings that had to be cut out. I was visiting a quilt store in Tomball 10 years ago and saw Bali Wedding. Both I and my husband fell in love with it. It was my first major quilt and the first I ever used a technique called paper piecing. It is still my husband's favorite quilt (my favorite is always the one I am working on!).






Our 2024 Show, **Quilts in Bloom**, is getting closer every day. Committee Chairs and their teams are working diligently to complete the many “To Do’s” that come with arranging a marvelous quilt show. At the June meeting, Committee Chairs and our Featured Quilter were introduced. Each accepted a red rose and publicly acknowledged her commitment to serve.



[This Photo](#) by Unknown

The Committee Chairs and volunteers are doing a wonderful job. If you have not had an opportunity to contribute in some way, we need your support, too! Raffle quilt tickets and Show postcards are available at each guild meeting. We encourage every guild member to obtain these items to help us get the word out about our beautiful raffle quilt and the upcoming Show. Let us know if you are interested in donating items or supporting one of our many committees. We hope everyone is blooming with excitement and looking forward to another spectacular Show in 2024!

Show Chairs,
Janice Toler
Shari Stone
Stephanie Moss





Making a Quilt Show Ribbon

Guild members **Deb Durr** and **Vicki Tate** serve as co-chairs of the Ribbon Committee for our upcoming Quilt Show. This is Deb's second time chairing the Ribbon Committee and Vicki's first time. They were recently asked to brief our members on the process of how our ribbons come together. Read on to hear what they had to say about the ribbon-making process.

From Deb and Vicki:

Our process began as soon as we learned the theme of the Quilt Show. It was a no-brainer to decide to make the ribbons look like flowers. We got our heads together and made a few prototypes and decided on a final design.

As with all aspects of the Show, it takes a village to make the ribbons. Part of our village are the wonderful ladies of Quilty Pleasures Bee who have been working hard to make all the petals. Each ribbon has 16 petals, and it is quite a task to get all those cut and sewn. Another big part of our village are the ladies of Quilter's Dozen Bee who made all the tails. As each ribbon has two tails, that was also quite a task. Our thanks to both of those Bees for all their hard work.



We also went to several individuals for other ribbon-making tasks. Thanks to Connie Suarez for cutting the matboard circles, and to Rhonda Van Alstine, Shari Stone, Shelly Wiggins and Theresa Wavra who embroidered the Show Logo for the center medallions.

We will be seeking more volunteers when we begin constructing the ribbons. Construction of the ribbons will commence as soon as all the components are ready.

A few interesting facts:

- We purchased over 60 yards of fabric to make the component parts.
- We used 12 large matboards for the backing of the ribbons.
- Based on the categories, we are making

about 225 ribbons plus the special ribbons such as Best of Show, Judges Choice, and more!

It is so much fun to be involved in something so creative, and we hope all winners will be proud to display our ribbons.

Guild members are encouraged to enter up to three quilts in the upcoming Show. Who knows? You may win a beautiful ribbon in 2024!



Boutique Workshop

Greetings from the Boutique Committee,

First, the members of the Boutique Committee want to thank all the wonderful individuals and bees who have been making and donating projects to us for our quilt show booth. We have received many fabulous projects and cannot thank you enough for your contributions. We have such a terrific guild! Your help in supporting Boutique is huge and is also greatly appreciated.

Second, many guild members took fabrics and batting to quilt for us so we can make the always popular Show and Tell Bags. We ask that you please bring the quilted yardage back to us before or during the August guild meeting. If you cannot be at the August guild meeting, please call one of the committee members and arrange to meet us for the hand off. You may call Committee Chair Connie Suarez at 713-530-5084 or committee member Debby Dodge at 713-862-8365. Thank you very much.

Now, for the usual Boutique business. As you know, we do not have a guild meeting in July due to the 4th of July holiday. However, we WILL have our monthly Boutique workshop on the third Tuesday in July. The workshop will be held at Bobbins & Threads, located at 10130 Grant Road. The third Tuesday in July is the 18th, and we start at 10:00 a.m.

For the July project, we will be making reusable, washable bags to take to the store for your groceries. The workshop will be led by June Jaronitzky. You will need your usual machine sewing supplies along with your sewing machines. It looks like a fun and very easy project.

We look forward to seeing you at the July workshop!





July 2023 BOM Colorwash Units

These units can be made with precise measurements or improv style. They are simple units and will be a colorful and versatile addition to our Charity Bee quilts. They should measure 6 1/2" when you turn them in. They will finish at 6" once they are in a quilt.

NOTE: All seams are sewn with a scant 1/4" seam allowance. For this block, please press seams out as you are making the blocks—press away from the center.

Fabric needed for each unit:

Center square — one 2 1/2" x 2 1/2"

Border fabric — two 2 1/2" x 2 1/2" and two 2 1/2" x 6 1/2"

There are no specific color requirements for these blocks. Please select contrasting fabrics for each unit, since there are only two fabrics being used.

Directions:

First you will sew a 2 1/2" border square to one side of the center square and press away from the center. Then you will sew the other 2 1/2" border square to the opposite side of the center square and press away from the center. You should have a piece that measures 2 1/2" x 6 1/2".

Next you will sew one 2 1/2" x 6 1/2" border strip to one side of the unit that you just created. Press away from the center unit. Repeat, adding the remaining border strip to the other side of the center unit and press away from the center.

You should have a unit that measures 6 1/2" square.

You may make additional units from your stash using a center fabric and border fabric of your choice. We are trying to assemble both bright and masculine theme quilts, so the units will be divided into kits for Charity Bee with other blocks that coordinate nicely.

How about some improv units? You may use your scraps to make this same type of unit but with any measurements necessary to yield a unit that ends up measuring 6 1/2" square. You can start with a smaller (or larger) square for the center, or even a rectangle. Then add the desired border fabric to the sides and then the border fabric to the top and bottom, just as before. You can sew according to what scraps you have available and then trim your unit to 6 1/2".

These units are inspired by Terry Rowland of TRow Studios. She did a scrap challenge in 2022 with this type unit in a smaller size. You can watch her videos on YouTube and see her pictures on @trowstudios on Instagram. I will share links on the Tri-County Quilt Guild Group page on Facebook.

Please sew these blocks in the months of June and July and turn in at the August 2023 guild meeting. Please remember that there is not a guild meeting in July due to the holiday.

If you have any questions, please contact me through email at TCQGBOM@gmail.com

Thank you! Lisa Hart — BOM Chairperson





Tri-County's Fabulous Bees



Remember: you must be a paid member to participate in our Bees.



Charla Reese, Queen Bee

Our Bees create a strong sense of a quilting community within the guild. Consider becoming a Beekeeper! Organize your bee, find a location, contact the Queen Bee Chair to let her know, and go from there!



BEE Czars: Meets the 4th Saturday of the month at The Quilty Shop. We choose projects as a group or work on our UFO's. We plan on two retreats a year. If you are interested in joining this be please call to be put on a waiting list.

Bee Keepers: Ann Keilers 832-515-1081 or Marian Page 281-797-3014.



Day Strippers: Daystrippers is the only bee that has been with TCQG since its beginning. It meets at Cypress Crossing Christian Church on the second Friday of each month from 10 - 2. They work on personal projects and occasionally go on retreats and to quilt shows together. There are currently no openings in this bee. However, you can contact beekeeper to be put on a waiting list. New members have been moving in through the list!

Bee Keeper: Judy Klevorn jkklevorn@gmail.com



Quilty Pleasures Meets on the first and third Monday from 1:30-4:30 at The Quilty Shop. . We mostly work on individual projects with an occasional group project. Our Bee is currently closed to new members but contact either of the CoBee Keepers to be added to a waiting list. Bee Keepers: Deb Durr and Anita Arendall.



Quilter's Dozen: Meets the 2nd and 4th Thursdays at The Quilty Shop from 10-2:30. We have great times together! This bee is currently full, but happy to add you to our waiting list.

Bee Keeper: Charmaine Fritchey cfritchey@gmail.com



Grateful Threads: Formerly We Bee Quilters. We meet the 2nd and 4th Wednesday at the Quilty Shop in Tomball from 10 a.m. To 1:30 p.m. We are a fun group of ladies who meet to sew whatever you are working on or a long lost "ufo", hand work, etc. Come to share tips and tricks and socialize. Come when you can. Contact bee keeper, Char Peterson to be included in our group. An email is sent out prior to the bee to remind you to rsvp. No experience is needed....just come and have a great sewing day in a beautiful quilting shop.

Bee Keeper: Char Peterson Tolep8n@comcast.net. 206 909-1510.



TEXAS QUILT MUSEUM
History in the Making™

Texas Quilt Museum

140 West Colorado

La Grange, Texas 78945

\$10 ADULTS, \$8 SENIORS & STUDENTS

May 11 – Aug 16th

THUR-SAT 10-4:00

A Tribute to Mary Ann Vaca-Lambert, Western Quilts by Sarah Dryden, Houston Livestock Show and Rodeo Blue Ribbon Winners, and the doll exhibit What a Doll!

Creative Memories Quilt Guild Quilt Show

Caldwell Civic Center

103 W Hwy 21, Caldwell, TX

<https://www.facebook.com/events/743177410611370/743177413944703/>

Sept 8 & 9th

Fri 9-5:00

Sat 9-4:00

Happy Stitchers Quilt Show

American Legion Post 2716

1502 US 77, Giddings, TX 78942

<https://www.quiltinghub.com/Events/EventID/1192754>

Fri – Sat 9/15 – 9/16






It's A Quilt Show!!!

Greater San Antonio Quilt Guild

9/22 & 9/23



The Greater San Antonio Quilt Guild proudly invites all lovers of art, creativity, and history, to its upcoming Quilt Show, "Weathering the Storms Together". Two hundred judged quilts will be available for your viewing pleasure along with opportunities to purchase raffle tickets for a dynamic queen size storm at sea quilt. The quilt show will also have numerous vendors who offer new and exciting textile products, a boutique with handmade finished items that make great gifts, and silent auction of finished quality quilts. The show is a family fun event, with a hunt and seek activity for youth and opportunities to learn about the history of quilting. Food trucks will be available on site and parking is free.

Dates Friday September 22, 2023, 10am to 5pm Saturday September 23rd 10am to 4pm

Entry tickets \$12, 8 and under free.

Raffle Quilt is 84" x 84".

Alzafar Shrine Auditorium
901 N Loop 1604 W
San Antonio, Tx





Greater San Antonio Quilt Guild
Fri 9/22 – Sat 9/23
San Antonio Shrine Auditorium
901 North Loop 1604 W Access Road
San Antonio, TX 78232
<https://www.sanantonioquilt.org/pages/QuiltShow.html>



Quilt Show

WILDFLOWER QUILT GUILD

2023 QUILT SHOW

July 14th & 15th, 2023
Mayborn Civic & Convention Center
Temple, TX

Friday: 9 am - 5 pm
Saturday: 9 am - 4 pm

Trade Show

International Quilt Festival

🕒 02 - 05 Nov 2023 [Add To Calendar](#)

📍 George R. Brown Convention Center, Houston, USA [Get Directions](#)





Portable Hugs Quilting

Quilting, Embroidery,
Memory and T-shirt Quilts

Becky Burkett

Phone 281-923-4786

Email: burkettbecky@yahoo.com

portablehugsquilting.com

Wrap up in a quilt, feel the hug!



THEQUILTYSHOP.COM

MON-SAT: 10AM-5PM
1006 W MAIN STREET
TOMBALL, TX 77375

281.516.7515

INFO@THEQUILTYSHOP.COM

THE
Quilty
SHOP



CabinQuilter Custom Quilting

Diane Anderson
Award-Winning Longarm Quilter

www.cabinquilter.com
diane@cabinquilter.com

Georgetown, Texas
713-817-0279

Bobbins
& Threads
QUILTING & CRAFTS LLC

Trish Lopes
346-206-2210 • 713-203-6259

10130 Grant Road, Suite 214 • Houston, 77070
www.bobbinsthreads.com

STACY DONG

832.392.3625
quilterscabintx@gmail.com

23101 Petrich Ln,
Tomball, 77377 TX

www.quilterscabin.com

quilterscabinretreat.blogspot.com @quilterscabin @quilterscabinretreat



LONGARMRENTAL.COM



NOLTING ~ 713 • 203 • 6259

HOBBS & BAIR, INC.

Tax Preparation * IRS Audits * Accounting & Bookkeeping

17515 Spring Cypress, Ste. C-Box 160
Cypress, TX 77429

Phone: 832-349-5105

Fax: 734-749-0750

Jkklevorn@taxlady7.com

J. K. KLEVORN
Enrolled Agent

1-877-764-1271 Texas and Michigan

S. Lori Richter
Quilts & Creations
Long Arm Quilting Services

SLRQuilts.com
Lori@slrquilts.com

512-636-5203
10223 Hedge Way Dr.
Houston, TX 77065



Please support our great family of sponsors...we couldn't do this without them!

**SHADYWOOD
QUILTS**

Betty Baker
Professional Machine Quilting
17412 Bobcat Trail
Cypress, Texas 77429
(NW Houston)
P. ((281) 250-5991
Info@ShadywoodQuilts.com
www.ShadywoodQuilts.com

**Threaded
LINES**

Welcome to our modern shop of designer fabrics, bag making supplies including cork and waxed canvas and more!

Come by and see us!

21372 Shannon Circle
Unit C
Montgomery, TX 77316
936-597-6989

www.threadedlines.com

Mon, Tue, Wed, Fri
11-5

Handmade by Hart

Lisa Hart

HandmadeByHart@gmail.com

281-782-6020

Hand dyed fabric, bamboo socks—infant through adult sizes and much more!

**MAGNOLIA MANOR
RETREAT**

LISA RENFROW



26250 RILEY ROAD
WALLER, TEXAS 77484
(936)-372-5801

MAGNOLIARETREATS@GMAIL.COM
WWW.MAGNOLIAMANORRETREAT.COM

Whimsical Threads

Bobbi Miller

Personalized Embroidery

720-985-3201
bmiller576@gmail.com

The Hummingbird Retreat

103 Roundabout Lane
Huntsville, TX 77320
phone: 963-661-0684
martha@thehummingbirdretreat.com



RELAX. GET PAMPERED. REPEAT

Loft Supply

Proudly serving quilters in North Houston!

Delivering quality batting

www.LoftSupply.com
832.675.1143

Guild Delivery | Custom Delivery | Customer Pickup
Become a preferred customer and receive discounts throughout the year!
Follow us on Facebook for special promotions





Please support our great family of sponsors...we couldn't do this without them!

Painted Pony 'n Quilts

1015 S. Broadway, La Porte, Tx 77571

M-F 10am-5pm; Sat. 10am-4pm



**Perfect
Mother's Day
Gift**

Sterling silver
Quilter's Bell

Exclusive only from
Painted Pony 'n Quilts!

Visit us online:

www.ppnq.com ,

Facebook & Instagram

Contact us:

ppnqstaff@ppnq.com or 281-471-5735



Sandra Goldsby

Ind. Future Executive Sr. Sales Director

14203 Decker Drive
Magnolia, TX 77355
281-356-7747

sgoldsby@gmail.com
www.marykay.com/sgoldsby

MARY KAY

TSC Designs

Thomas Teng
Joyce Teng


tsc@teacherstamp.com
(713) 664-9943

www.teacherstamp.com
8814 Prichett Dr.
Houston, TX 77096

MagnaFingers™

Easily Pick Up and Release Pins,
Needles, Fish Hooks, Paperclips,
Screws, etc.

Order online www.MagnaFingers.com



Use with your
telescoping tool
for extended
reach!

Christine@MagnaFingers.com • 832-978-5683 • Invented in Cy-Fair

For more information, please see or email Sharon Castillo at sharonfcastillo@gmail.com.

Please contact
Gennilu Carroll for
more information:
Cost \$3000.

gennilu@swbell.net

713-594-3312



Advertising: \$25 per year for TCQG members; \$50 per year non-members. Please contact Lynn Loyd at Lynn.Loyd@att.net



Registered Agent

Lynn Loyd

Board of Directors

Charmaine Fritchey

Nancy Youens

Executive Board

Becky Burkett – President

Elaine Bullard – VP Administration

Rhonda Van Alstine – VP Financial Oversight

Ginny Hilton – Treasurer

Jaine Jewell – Secretary

Bobbi Miller – Membership

Char Peterson – Programs

Deb Spoelker - Jr. Programs

Standing Chairs

Lisa Hart – Block of the Month

Sharon Castillo – Charity Bee and Blog

Marie Engelhart – Hospitality

Charmaine Fritchey – Communication

Charla Reese – Head Bee Keeper

Janice Toler, Shari Stone, Stephanie Moss – Quilt Show

Tina Lauzon – Newsletter

SuZanne Gilbride – Publicity/Social Media

Donna Vandiver - Door Prizes

Lisa Hart - Holiday Bash

Debbie Dodge – Magazines

Karl Burkett – Property Management