



TCQG News

Serving Northwest Harris,
Montgomery & Waller Counties,
Texas

Volume 18 Issue 8

August 2023

"From The President's Stash

As the summer wears on, we start looking ahead at what the next few months hold. Tri-County Quilt Guild is looking ahead to the next Quilt Show on March 1 & 2, 2024! **THAT'S ONLY 7 MONTHS!** No, it's not nearly as much time as you think it is. Yes, finish up those projects now! (You'd really like to sleep in February, wouldn't you?) Figure out in what area of the show you would like to volunteer! (You'll be hearing more about this as we get closer.) **BUT FIRST, RE-NEW** your membership! Remember you are required be a member in good standing to enter our show.

Speaking of the show, we still need someone to be in charge of publicity. Please consider taking on this very important job. Having good attendance is essential to a successful show. Come help get the word out about the show.

Stay cool in this heat and we'll see you at the next meeting!

Becky Burkett
President



Welcome New Members!!

Welcome to all Members!! Many of you put in volunteer hours each month but cannot always make a guild meeting; just email me at the guild's email address {tricountyguild@gmail.com} and let me know your hours so I can include those in our monthly report. Also, please...when signing in for the guild meeting, give yourself two (2) hours credit for participation plus any volunteer hours you have accumulated. Bobbi Miller

Meetings begin promptly at 7pm, so we can adjourn on time. The front doors will be closed at 6:55, and the members will be asked to take their seats. This will allow the various committee heads & board members to get into the meeting on time. Come early so you have time to sign in, check out any raffles or upcoming workshops, visit the magazines, etc.

Inside this issue:

President's Stash	1
Speakers and Workshops and Fun Stuff	2
2024 Quilt Show News	5
Block of the Month	11
Tips and Techniques	12
Bee Info	13
Charity Bee	14
Quilt Shows	15
Shopping	18
Officers & Chairs	21



Meetings
Fairfield Baptist Church
27240 Highway 290
Cypress, Texas
On 290 westbound
between
Mueschke and Mason Road.
1st Tuesday of the month,
7pm-9pm
tricountyguild@gmail.com




August Speaker is Tiffany Hayes

LECTURE AND WORKSHOP

August 2nd workshop...MAGIC PINWHEELS by Tiffany Hayes. Tiffany is the co author of Splice Magic book with Kristie Smith. This is a ground breaking quilting technique by Tiffany and Kristie and lots of friends. Sponsored by Stitchin' Heaven in Quitman, TX, Tiffany is a designer, machine quilter and teacher. She has a passion for quilting designing, piecing for quilting, applique and machine quilting. She has had her quilts featured in Quilters World magazine, Keepsake Quilting, and Connecting Threads. She is a wife and mom to 3 grown children. Needle in a HAYES STACK is her logo.

The class will be a small quilt made from the technique in the book. The pattern will be included, Splice Magic book is optional. Cost is \$35. Contact Char Peterson 206 -909-1510 to sign up. There are 11 people signed up. Her limit is 20. Once you have paid, the supply list will be furnished. The class will be at THE QUILTY SHOP in Tomball.

Char Peterson
Program Chairman
206- 909-1510.





September Speaker is Winnie Fleming

LECTURE AND WORKSHOP

September 6 and 7th. Due to popular demand, Winnie Fleming has agreed to teach the same class on 2 different days giving the opportunity for 40 people to take the class on **BORDERS GALORE**. There is homework required prior to class, but you can see by the photo, this is a spectacular piece. The class covers 2 pieced borders to make a wall hanging. Later, you can enlarge your piece as you see fit. The class fee is \$35, and you will be attending one of the days. The classes will both be at **BOBBINS AND THREADS** on 249 and Grant Rd. I may have a few openings, but I need to check with those that have signed up and not paid. If you are interested, contact Char Peterson 206 -909-1510. Payment must be made prior to receiving the supply list.

Coming up...

October 4th. Vasudha Govinder, a modern quilter will be teaching **WINDING RIVER**.



Happy Birthday!

Darby Albers
Regine Allen
Kathryn Archer
Lisa Bauer
Pat Berger
Nathan Brown
Connie Cephus
Karen Cook
Lane Devereux
Margaret DiCarlo
Deborah Donald
Rebecca Elkins
Barbara Garcia
Mickey Garcia



Rebecca Giffen
Anna Hoffman
Beth Hott
Diana Marcotte
Misty Powers
Susan Siegel
Kari Souchuk
Debbie Spoelker
Patricia Swift
Barbara Thieme
Peggy Wheeler
Mary Willyerd
Deborah Woolley
Claudi Wormuth




One feature of our last quilt show was the “Featured Artist” who chatted with attendees and shared beautiful quilts and highlights from her quilting journey. This year, we will once again highlight a guild member as a “Featured Quilter” during the Show. Ida Anderson was selected for this important role. Read the article included in this newsletter to learn more about this highly-skilled quilter.

As always, we thank you for your ongoing contributions of your time, talents, and resources wherever needed. Every donation—large or small—helps us create an outstanding show.

Time to finish those quilts! We are just 7 months away from our 2024 quilt show!

Show Chairs,
Janice Toler
Shari Stone
Stephanie Moss



Raffle Quilt

We will soon be seeking volunteers to help at the Montgomery Quilt Walk on October 6 & 7, 2023. We have been asked to do easy things like be quilt police. We will also need volunteers to sell tickets for our raffle quilt drawing, so if being on your feet isn't for you, maybe selling tickets is a way for you to help.

We have heard there is going to be a Fall Shop Hop. When we know more, we will get signed up and need volunteers to take our quilt and sell tickets.

We will start bringing the raffle quilt to guild meetings in September. Be ready to start buying or checking out raffle tickets!

Raffle Quilt Chairs,
Elaine Bullard and Bev Volker



Ida Anderson: 2024 “Featured Quilter”

I was quite surprised to be asked to be the “Featured Quilter” for our 2024 TCQG Show. We all love the pretty fabrics, and the clever patterns that make up all those beautiful quilt tops, but it’s not REALLY a quilt until it is quilted, and that is the part that has always attracted me the most.



There is a magic that happens when backing and batting are added to the top, and then a thread design adds texture to make it transform into a quilt to bring warmth and comfort. I have always loved that part of the process. I hand quilted, then learned to use my domestic machine, and then graduated to using a longarm.

Since my “Professional” longarm days started in roughly 2007, I have quilted:

800+ quilts for clients,
500+ quilts for donation, and
taught 170+ classes.

I look forward to sharing what I have learned through this opportunity.

Would you consider yourself to be more of a traditionalist or modernist when it comes to quilting?

Definitely a BED quilt kind of gal. Quilts that function as quilts are my favorites.

How long have you been quilting? How did you get started?

My mother taught me to sew, probably before I started school. She was always making something, and “sew” was I. Mostly garments, while I was in school, and then for my 40th birthday, I replaced my old plastic geared Singer for a Bernina (thank you Melvin Ballard) and my quilt journey took a turn for the better.



Ida Anderson: 2024 “Featured Quilter”

How has your quilting evolved over time?

I started out as a hand quilter, but once I saw a machine quilting free motion demo, I never looked back.

From whom/where do you get your inspiration?

The quilts themselves inspire me. Often the fabric prints help to determine what kind of quilting is appropriate for each quilt. There is a magic moment when a quilt top takes on the textures of quilting and is transformed.

Can you share a bit about your creative process?

Doodle, on a sketchpad; each quilt requires design time. Whether it is a quick doodle to figure out the scale of a simple meander or grid, or the flightpath of a complex ruler work or feather pattern, my picture frame (dry erase pen on glass) is always the final step before I lay down any thread on a quilt.

What impact has quilting had on your life?

Quilting has its own social network, and it has been wonderful to make new friends who share the joys of quilting. It is the opportunity so many of us need, to feed our creativity and expand our social circles.

Is there anything else you would you like to share?

I always want to encourage you to “quilt your own stuff.” For many years I taught machine quilting on the domestic machine, and I plan to start teaching again soon. Watch the classes space at the Quilty Shop. Not booked yet, but soon. Also, I host a Machine Quilting Bee (MQBEE) at Bobbins & Threads, the 4th Thursday of the month (Feb – Oct).



Tin Can Raffle

Thanks to all who have donated items to be used in the raffle baskets for the 2024 Quilt Show. For those of you who have not had a chance to donate and plan to do so, there's still time! We are hoping to receive most of the donations by the September meeting and plan to have a basket assembly party in late September with a follow up assembly party in January.

Current needs include:

- Bright colored fabrics (precuts or yardage)
- Kaffe fat quarters (we have a Kaffe basket of books and precuts in process)
- Sewing /quilting notions
- Monetary donations (to purchase card table and chairs)

If you plan to donate a prepared basket, please note that we may add items of the same theme that could enhance your basket but will not fit into a basket on their own. We will not remove any items from prepared baskets. Individual items donated that are not used in the baskets may be given to Treasure Isle or used as door prizes for our monthly meetings.

All donations may be given to Donna Vandiver. You will find her at the door prize table during every guild meeting.





Schoolhouse

Have you been considering ways to support our 2024 quilt show? Serving as chair or co-chair for our "Schoolhouse" may be a perfect fit for you.



"Schoolhouse" includes 2-3 mini-workshops held on each day of the show. Show attendees spend 30-45 minutes learning a new skill or gaining information about quilting. Past attendees continue to rave about the things they learned while taking a few moments away from shopping and viewing quilts to attend a "Schoolhouse" session. This quilt show feature provides a great opportunity to rest tired feet and offers an informative option for non-quilters or curious show-goers. It also assists the guild in fulfilling its purpose of encouraging the art of quilting and providing education for the public.

Great news! Several guild members have already offered to conduct a workshop. Now we need one or two members to coordinate the activities and oversee this feature during the Show.

If you have great people skills and like to organize and plan things, Schoolhouse Chair is the job for you! Please contact one of the Show Chairs if you are interested.



August Boutique Workshop

The August Boutique workshop will be held on its usual third Tuesday of the month. This month that date will be August 15th. It will be held at Bobbins & Threads Quilting & Crafts located at 10130 Grant Road, Houston, Texas 77070. We start at 10:00am and usually finish around 2:00 or 3:00pm.



Our project for August is a cute little mug & tea caddy, led by Mindy Boyd. We have a very limited number of kits, so you need to RSVP by Sunday, August 13th if you plan to attend. Once all slots are filled, interested participants will be put on a wait list and contacted if space becomes available. You may RSVP by texting Connie Suarez, Boutique Committee Chair, at 713-530-5084 or by emailing her at consuelogsuarez@yahoo.com.



The August Boutique project will require your usual machine and sewing supplies along with a walking foot or even feed foot. Mindy advises that this project involves layers which tend to slip without a walking or even feed foot. This project has a number of steps to complete, so we are asking all participants to be present at the start of the workshop. If you cannot make it on time, you can always drop by to chat.

If you are new to our guild, you might want to know what the Boutique is. The Boutique Committee is responsible for leading workshops where we make gift items to sell at the Boutique booth during our guild quilt shows. The committee members try to select projects which we think can be completed in a single workshop. Workshops are held on the third Tuesday of the month and all members are welcome. We also accept donations from our very generous bees and individual members. If the date is open on your busy calendar, sign up and join us. You might learn something new or have fun meeting other members.





July 2023 BOM Colorwash Units

These units can be made with precise measurements or improv style. They are simple units and will be a colorful and versatile addition to our Charity Bee quilts. They should measure 6 1/2" when you turn them in. They will finish at 6" once they are in a quilt.

NOTE: All seams are sewn with a scant 1/4" seam allowance. For this block, please press seams out as you are making the blocks—press away from the center.

Fabric needed for each unit:

Center square — one 2 1/2" x 2 1/2"

Border fabric — two 2 1/2" x 2 1/2" and two 2 1/2" x 6 1/2"

There are no specific color requirements for these blocks. Please select contrasting fabrics for each unit, since there are only two fabrics being used.

Directions:

First you will sew a 2 1/2" border square to one side of the center square and press away from the center. Then you will sew the other 2 1/2" border square to the opposite side of the center square and press away from the center. You should have a piece that measures 2 1/2" x 6 1/2".

Next you will sew one 2 1/2" x 6 1/2" border strip to one side of the unit that you just created. Press away from the center unit. Repeat, adding the remaining border strip to the other side of the center unit and press away from the center.

You should have a unit that measures 6 1/2" square.

You may make additional units from your stash using a center fabric and border fabric of your choice. We are trying to assemble both bright and masculine theme quilts, so the units will be divided into kits for Charity Bee with other blocks that coordinate nicely.

How about some improv units? You may use your scraps to make this same type of unit but with any measurements necessary to yield a unit that ends up measuring 6 1/2" square. You can start with a smaller (or larger) square for the center, or even a rectangle. Then add the desired border fabric to the sides and then the border fabric to the top and bottom, just as before. You can sew according to what scraps you have available and then trim your unit to 6 1/2".

These units are inspired by Terry Rowland of TRow Studios. She did a scrap challenge in 2022 with this type unit in a smaller size. You can watch her videos on YouTube and see her pictures on @trowstudios on Instagram. I will share links on the Tri-County Quilt Guild Group page on Facebook.

Please sew these blocks in the months of June and July and turn in at the August 2023 guild meeting. Please remember that there is not a guild meeting in July due to the holiday.

If you have any questions, please contact me through email at TCQGBOM@gmail.com

Thank you! Lisa Hart — BOM Chairperson





Tips and Techniques Design Walls

I don't know what you use for a design wall, but mine is a big piece of white flannel that I hang on a guest bedroom wall with magnets and Command Strips.

I have a roller shade design wall that I bought to hang over a set of double doors since I have my sewing/embroidery machines lined up against the one good wall in my sewing room. It turns out that at 5' wide by 7' tall, it's a little small. Then I got a gridded design wall that has a vinyl back and grommets at the top for hanging (with Command Hooks in my case). The grid is nice to have, but this design wall isn't large enough either since it's about 5' x 6'.

These both work fine when I'm first starting on a project. But as I would get further in the project, I needed a larger design wall. I bought wide flannel and cut it to fit (sort of) a wall in a guest bedroom. It's about 7' x 8' and that is as large as my wall will accommodate.

Our daughter took a large piece of batting and hung it (with push pins) on the wall in her upstairs hallway. Neither of us are willing to commit to mounting insulation board wrapped in flannel or batting onto any wall in our house, so we'll live with these temporary but functional design walls. Some quilters use a vinyl tablecloth with a flannel-like backing and I saw one person using the front of their refrigerator for a design wall! That's thinking outside of the box!

What do you use for a design wall? Let us know!

Happy quilting!

Elaine Bullard



Tri-County's Fabulous Bees



Remember: you must be a paid member to participate in our Bees.



Charla Reese, Queen Bee

Our Bees create a strong sense of a quilting community within the guild. Consider becoming a Beekeeper! Organize your bee, find a location, contact the Queen Bee Chair to let her know, and go from there!



BEE Czars: Meets the 4th Saturday of the month at The Quilty Shop. We choose projects as a group or work on our UFO's. We plan on two retreats a year. If you are interested in joining this be please call to be put on a waiting list.

Bee Keepers: Ann Keilers 832-515-1081 or Marian Page 281-797-3014.



Day Strippers: Daystrippers is the only bee that has been with TCQG since its beginning. It meets at Cypress Crossing Christian Church on the second Friday of each month from 10 - 2. They work on personal projects and occasionally go on retreats and to quilt shows together. There are currently no openings in this bee. However, you can contact beekeeper to be put on a waiting list. New members have been moving in through the list!

Bee Keeper: Judy Klevorn jkklevorn@gmail.com



Quilty Pleasures Meets on the second and fourth Monday from 1:30-4:30 at The Quilty Shop. . We mostly work on individual projects with an occasional group project. Our Bee is currently closed to new members but contact either of the CoBee Keepers to be added to a waiting list.

Bee Keepers: Deb Durr and Anita Arendall.



Quilter's Dozen: Meets the 2nd and 4th Thursdays at The Quilty Shop from 10-1:30. We have great times together! This bee is currently full, but happy to add you to our waiting list.

Bee Keeper: Charmaine Fritchey cfritchey@gmail.com



Grateful Threads: Formerly We Bee Quilters. We meet the 2nd and 4th Wednesday at the Quilty Shop in Tomball from 10 a.m. To 1:30 p.m. We are a fun group of ladies who meet to sew whatever you are working on or a long lost "ufo", hand work, etc. Come to share tips and tricks and socialize. Come when you can. Contact bee keeper, Char Peterson to be included in our group. An email is sent out prior to the bee to remind you to rsvp. No experience is needed...just come and have a great sewing day in a beautiful quilting shop.

Bee Keeper: Char Peterson Tolep8n@comcast.net. 206 909-1510.



Cypress Crossing Christian Church
15751 Cypress Rosehill Rd, Cypress, TX 77429

9:30 am to 2:00 pm

Sharon Castillo – 713.828.0861

Kenmar Residential Services (formerly Bethesda Lutheran)

The residents at Kenmar Residential have sent their Christmas wish list: Lots to choose from!

- **Construction paper, clip board, Markers**
- **Small puzzle**
- **Ball cap**
- **Activity books**
- **Wall stickers for children**
- **Reflective toys** ***Puzzle Books**
- **Noise making toys** ***Decorative Socks**
- **Hand size balls**
- **Hands size toys to shake**
- **Things to squeeze**
- **Easy activity books**
- **Small backpack**
- **Calming CDs** ***Magazines**
- **Art supplies** ***Large Crayons**
- **Poster board** ***Stuffed Animals**
- **Pillow cases**
- **Small toys**
- **Wall stickers for young adult males**
- **Wrestling posters**
- **Inexpensive purse or backpack for wheelchair, possible female wallet**
- **Simple puzzles**
- **Scripture books**
- **Gardening supplies**
- **Decorative cup**
- **Decorative pillow and pillowcase**
- **Easy puzzle books, decorative pencils and sharpener**
- **Sewing supplies and hats (cancer survivor)**



TEXAS QUILT MUSEUM
History in the Making™

Texas Quilt Museum

140 West Colorado

La Grange, Texas 78945

\$10 ADULTS, \$8 SENIORS & STUDENTS

May 11 – Aug 16th

THUR-SAT 10-4:00

Creative Memories Quilt Guild Quilt Show

Caldwell Civic Center

103 W Hwy 21, Caldwell, TX

<https://www.facebook.com/events/743177410611370/743177413944703/>

Sept 8 & 9th

Fri 9-5:00

Sat 9-4:00

Happy Stitchers Quilt Show

American Legion Post 2716

1502 US 77, Giddings, TX 78942

<https://www.quiltinghub.com/Events/EventID/1192754>

Fri – Sat 9/15 – 9/16





It's A Quilt Show!!!

Greater San Antonio Quilt Guild

9/22 & 9/23



The Greater San Antonio Quilt Guild proudly invites all lovers of art, creativity, and history, to its upcoming Quilt Show, “Weathering the Storms Together”. Two hundred judged quilts will be available for your viewing pleasure along with opportunities to purchase raffle tickets for a dynamic queen size storm at sea quilt. The quilt show will also have numerous vendors who offer new and exciting textile products, a boutique with handmade finished items that make great gifts, and silent auction of finished quality quilts. The show is a family fun event, with a hunt and seek activity for youth and opportunities to learn about the history of quilting. Food trucks will be available on site and parking is free.

Dates Friday September 22, 2023, 10am to 5pm Saturday

September 23rd 10am to 4pm

Entry tickets \$12, 8 and under free.

Raffle Quilt is 84”x 84”.

Alzafar Shrine Auditorium

901 N Loop 1604 W

San Antonio, Tx





Greater San Antonio Quilt Guild
Fri 9/22 – Sat 9/23
San Antonio Shrine Auditorium
901 North Loop 1604 W Access Road
San Antonio, TX 78232



Trade Show

International Quilt Festival

🕒 02 - 05 Nov 2023 [Add To Calendar](#)

📍 [George R. Brown Convention Center, Houston, USA](#) [Get Directions](#)





Please support our great family of sponsors...we couldn't do this without them!

Painted Pony 'n Quilts

1015 S. Broadway, La Porte, Tx 77571

M-F 10am-5pm; Sat. 10am-4pm



**Perfect
Mother's Day
Gift**

Sterling silver
Quilter's Bell

Exclusive only from
Painted Pony 'n Quilts!

Visit us online:

www.ppnq.com ,

Facebook & Instagram

Contact us:

ppnqstaff@ppnq.com or 281-471-5735




Sandra Goldsby

Ind. Future Executive Sr. Sales Director

14203 Decker Drive
Magnolia, TX 77355
281-356-7747

sgoldsby@gmail.com
www.marykay.com/sgoldsby

MARY KAY



THE
Quilty
SHOP



THEQUILTYSHOP.COM
281.516.7515

MON-SAT: 10AM-5PM
1006 W MAIN STREET, TOMBALL, TX 77375

WE'RE *Quilty* AS CHARGED

Please contact
Gennilu Carroll for
more information:
Cost \$3000.
gennilu@swbell.net


713-594-3312



MagnaFingers™

**Easily Pick Up and Release Pins,
Needles, Fish Hooks, Paperclips,
Screws, etc.**

Order online www.MagnaFingers.com



Use with your
telescoping tool
for extended
reach!

Christine@MagnaFingers.com • 832-978-5683 • Invented in Cy-Fair

For more information, please see or email Sharon Castillo at sharoncastillo@gmail.com.



Please support our great family of sponsors...we couldn't do this without them!



**SHADYWOOD
QUILTS**

Betty Baker
Professional Machine Quilting
17412 Bobcat Trail
Cypress, Texas 77429
(NW Houston)
P. ((281) 250-5991
Info@ShadywoodQuilts.com
www.ShadywoodQuilts.com



**Threaded
LINES**

Welcome to our modern shop of designer fabrics, bag making supplies including cork and waxed canvas and more!

Come by and see us!

21372 Shannon Circle
Unit C
Montgomery, TX 77316
936-597-6989

www.threadedlines.com

Mon, Tue, Wed, Fri
11-5




Handmade by Hart

Lisa Hart

HandmadeByHart@gmail.com

281-782-6020

Hand dyed fabric, bamboo socks—infant through adult sizes and much more!

MAGNOLIA MANOR
RETREAT

LISA RENFROW



26250 RILEY ROAD
WALLER, TEXAS 77484
(936)-372-5801

MAGNOLIARETREATS@GMAIL.COM
WWW.MAGNOLIAMANORRETREAT.COM

Whimsical Threads



Bobbi Miller

Personalized Embroidery

720-985-3201
bmiller576@gmail.com

The Hummingbird Retreat

103 Roundabout Lane
Huntsville, TX 77320
phone: 963-661-0684
martha@thehummingbirdretreat.com



RELAX. GET PAMPERED. REPEAT

Loft Supply

Proudly serving quilters in North Houston!

Delivering quality batting

www.LoftSupply.com
832.675.1143

Guild Delivery | Custom Delivery | Customer Pickup
Become a preferred customer and receive discounts throughout the year!
Follow us on Facebook for special promotions





Portable Hugs Quilting

Quilting, Embroidery,
Memory and T-shirt Quilts

Becky Burkett

Phone 281-923-4786

Email: burkettbecky@yahoo.com

portablehugsquilting.com

Wrap up in a quilt, feel the hug!



TSC Designs

Thomas Teng
Joyce Teng

tsc@teacherstamp.com
(713) 664-9943

www.teacherstamp.com
8814 Prichett Dr.
Houston, TX 77096



CabinQuilter Custom Quilting

Diane Anderson
Award-Winning Longarm Quilter

www.cabinquilter.com
diane@cabinquilter.com

Georgetown, Texas
713-817-0279



Bobbins & Threads LLC

QUILTING & CRAFTS

Trish Lopes

346-206-2210 • 713-203-6259

10130 Grant Road, Suite 214 • Houston, 77070
www.bobbinsthreads.com



STACY DONG

832.392.3625
quilterscabinTX@gmail.com

23101 Petrich Ln,
Tomball, 77377 TX

www.quilterscabin.com

quilterscabinretreat.blogspot.com [@quilterscabin](https://www.facebook.com/quilterscabin) [@quilterscabinretreat](https://www.instagram.com/quilterscabinretreat)



LONGARMRENTAL.COM



NOLTING ~ 713 • 203 • 6259



HOBBS & BAIR, INC.

Tax Preparation * IRS Audits * Accounting & Bookkeeping

17515 Spring Cypress, Ste. C-Box 160
Cypress, TX 77429

Phone: 832-349-5105

Fax: 734-749-0750

Jkklevorn@taxlady7.com

J. K. KLEVORN
Enrolled Agent

1-877-764-1271 Texas and Michigan

S. Lori Richter Quilts & Creations Long Arm Quilting Services

SLRQuilts.com
Lori@slrquilts.com

512-636-5203
10223 Hedge Way Dr.
Houston, TX 77065





Registered Agent

Lynn Loyd

Board of Directors

Charmaine Fritchey

Nancy Youens

Executive Board

Becky Burkett – President

Elaine Bullard – VP Administration

Rhonda Van Alstine – VP Financial Oversight

Ginny Hilton – Treasurer

Jaine Jewell – Secretary

Bobbi Miller – Membership

Char Peterson – Programs

Deb Spoelker - Jr. Programs

Standing Chairs

Lisa Hart – Block of the Month

Sharon Castillo – Charity Bee and Blog

Marie Engelhart – Hospitality

Charmaine Fritchey – Communication

Charla Reese – Head Bee Keeper

Janice Toler, Shari Stone, Stephanie Moss – Quilt Show

Tina Lauzon – Newsletter

SuZanne Gilbride – Publicity/Social Media

Donna Vandiver - Door Prizes

Lisa Hart - Holiday Bash

Debbie Dodge – Magazines

Karl Burkett – Property Management