



TCQG News

Serving Northwest Harris,
Montgomery & Waller
Counties in Texas

Volume 21 Issue 5
May 2025

From The President's Stash

Happy May, but I find it hard to believe that May is already here. This year is going by so fast! It seems the faster I pedal, the more behind I get. (And of course, the messier my sewing room gets.) I brought a box of fabric home to cut into preferred sizes for Treasure Aisle and about ½ way through it, I got the bright idea it was a good time to clean out some bins in my sewing closet and donate to Treasure Aisle along with the fabric I was working on. Now I have empty bins that I have nowhere to store, scraps left from cutting my fabric for Treasure Aisle and nowhere to store them, and fabric pieces that I've decided to keep and no place to store them because I used the space the bins were in to spread out my stash. So after having stacks of fabric sorted by size and the mess I created cutting fabric, I walked away and decided to organize the things I'm storing for Boutique. That room is a mess also, and I've got company coming to stay in that room in a week. I see some serious cleaning in my immediate future. No new projects until I get this cleaned up!

I digress, so let's get to guild news. Tin Can Raffle is starting to build baskets and make the table and chairs that have been so popular in past shows. They could use some volunteers, so see Bev Volker or Mary Ellen Adkison if you can help. The Raffle Quilt is making the rounds. I'm sure Sharon Buffington and Connie Cephus would appreciate you offering to take the quilt to another guild's meeting or a shop hop. Please contact them or let me know if you don't have any of these ladies' phone numbers. Boutique is having a blast making items for our gift shop.


(continued on Page 2)

Meetings begin promptly at 7pm, so we can adjourn on time. The front doors will be closed at 6:55, and the members will be asked to take their seats. This will allow the various committee heads & board members to get into the meeting on time. Come early so you have time to sign in, check out any raffles or upcoming workshops, visit the magazines, etc.

Inside this issue:

President's Stash	1
Membership Updates	4
Show and Tell	5
Block of the Month	10
Speakers, Workshops, and Fun Stuff	13
2026 Quilt Show News	14
Tips and Techniques	18
Bee Info	19
Quilt Shows	21
Shopping	23
Officers & Chairs	27

May Block of the Month



Meetings

Fairfield Baptist Church
27240 Highway 290
Cypress, Texas
On 290 westbound
between
Mueschke and Mason Road.
1st Tuesday of the month,
7pm-9pm
tricountyguild@gmail.com



President's Stash, continued

The May 21 sewing day will be the awesome Show & Tell bags that are so popular. Show Chairpersons, Becky Burkett and Donna Vandiver report that the quilt show preparations are going well, and they've had someone volunteer to be in charge of Quilt Intake. There are just a couple of areas that still need a Committee Chairperson. Don't let the title scare you, though. Call Becky or Donna soon to grab one of the positions before someone else does!

The Board of Directors will present the guild members with a revision of the By-Laws proposal that I talked about at the April meeting. An email about the proposal went out April 2 and the proposed changes are also on the guild's website. We will vote on the proposal at the May 6 meeting.

Something else that I forgot to mention at the April meeting is what our theme will be for "Projects on Parade" in May. Since I'm behind on this, let's wear a T-shirt or Sweatshirt with a quilting phrase on it. Maybe we'll have more people strutting their stuff on stage than in the audience!

The guild has been blessed by many more donations than in years past, and we've run out of room in our storage units. We normally get an extra unit later in the summer, but another unit was needed now, and we had a work day Saturday, April 12 to sort boxes and move boxes and totes to the correct unit. Eight guild members spent 4-5 hours getting this accomplished. Thank you to those who volunteered! Which brings me to another thought.

Charity Bee is looking for volunteers. Several members are unable to be there anymore, and they really need your help. If you've never been, Charity Bee runs like a well-oiled machine, and they have a great time there. They meet on the 4th Wednesday of the month at Cypress Crossing Christian Church on Cypress Rosehill from 10:00-2:00. (There's usually brownies or doughnuts or both!

(continued on Page 3)



President's Stash, continued

Treasure Aisle meets on the first and third Fridays to cut, fold, bag and tag fabric for the quilt show. They could use volunteers, also. It's so easy; they even let me help! They meet at Cypress Crossing Christian Church on Cypress Rosehill from 10:00-2:00. Set up is at 9:30.

One final item that I wish I didn't have to bring up. It's been brought to our attention that as charity bee quilts are making the rounds through the piecers, the quilters, and the binders, a few of the quilts end up with significant **pet hair** on them. All quilts get washed before we store them, but the person doing one of the latter steps has to deal with the pet hair. We wholeheartedly appreciate all the work that our volunteers do, but ask the pet owners to run a sticky roller over your work before returning it to the guild. It would be greatly appreciated.

I look forward to seeing you at the May meeting or one of our other activities! There are plenty of opportunities to volunteer and make new friends while helping the guild.

Elaine Bullard

2025 Tri-County Quilt Guild President

Quilters, our May meeting is dedicated to celebrating mothers, and we invite you to bring an item for "show and tell" that honors this special theme. Whether it's a quilt you made for your mom, one she lovingly crafted for you, or a cherished piece from a grandmother, we want to see and hear the stories behind your creations. Let's weave together a meeting filled with warmth, love, and the beautiful connections that bind us across generations. Join us as we share these precious quilts and the memories they hold.



Madison Horinek
VP Administration



Welcome to all Members!!

Many of you put in volunteer hours each month but cannot always make a guild meeting; just email me at the guild's email address {tricityguild@gmail.com} and let me know your hours so I can include those in our monthly report. Also, please...when signing in for the guild meeting, give yourself two (2) hours credit for participation plus any volunteer hours you have accumulated.

- Jaine Jewell, Membership Chair



Happy Birthday to These Members!

Karen Deaver
Barbara Hamala
George Coulum
Peggy Clough
Jennifer Cutler
Laurene Tessmer
Betty Collette
Heidi Voigt
Debbie DeMarino

Paula O'Neil
Melinda Culver
Vickie Wright
Susan Goodrich
Cindy Ball
Sarah Dodge
Sara Hopkins
Lidia Martinez
Natasha Potts
Mindy Danforth

Pam Barman
Stacy Chandler
Cynthia Auble
Debbie Zaharis
Rhonda VanAlstine
Rebecca Garcia
Donna Granat
Roxanne Granat
Shari Stone
Susan Bozath

Angela Baker
Belinda Fultz
Camille Havelka
Christina Ward
Dee Davis
Sherry Langston
Donna McCormick
Barbara Boone

welcome

Welcome to our newest members!

Rebecca Elkins
Becky Davis
Mary Ann Craig
Jerriane Churchill

Lynda Grimes
Jorden McCollough
Jaime Questell



April Show and Tell





April Show and Tell





April Show and Tell





April Show and Tell





April Speaker





REMINDER: The **April block** was the **Brasstown Star** made with the kit or green, yellow, and blue.




I will be collecting these at the meeting on **May 6th**.

Feel free to continue bringing any size STRING BLOCKS to donate for Charity Bee quilts.

For every 2 blocks you bring, you will receive a raffle ticket for a BOM door prize generously donated by Elaine Bullard!

May Block of the Month



May's Block is called the Anvil Block. There are several variations but this is a basic version.

There will be kits available at the meeting on May 6th if you'd like to contribute to the charity quilt.

Any additional blocks made with your own fabric brought to the JUNE meeting will be included in additional charity bee quilts. If you would like to make some blocks from your stash, please use a creamy neutral low-volume background fabric and earth tones for the colors (browns, burnt oranges, dark greens, etc.)

Stitch these up and bring them to the JUNE meeting on **Tuesday, JUNE 3rd**. Looking forward to seeing a beautiful assortment of your donated blocks!

See instructions on the next page ➞



May Block of the Month

What you'll need:

Fabric 1

(2) 3½" squares

Fabric 2

(2) 4" squares

Fabric 3

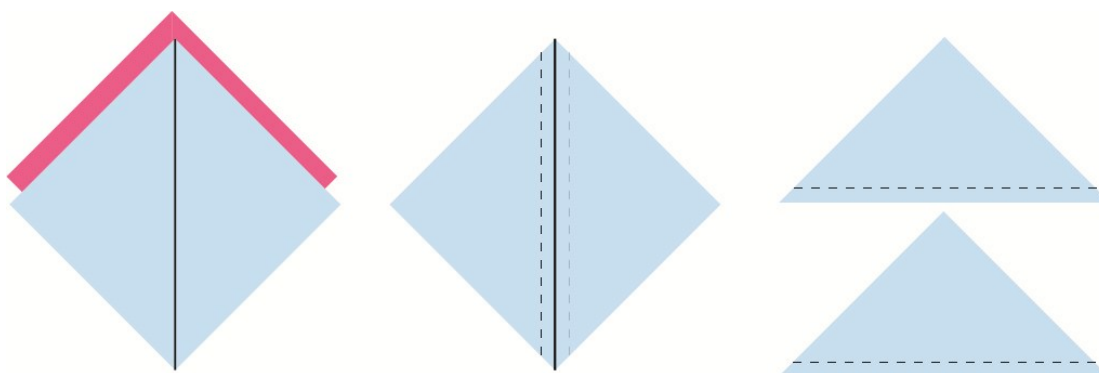
(1) 7" square

Background Fabric

(2) 3½" squares

(2) 4" squares, mark a diagonal line on the back of each


(1) 7" square, mark a diagonal line on the back of each



Steps:

1. Using the 2-at-a-time HST method (above), place a 4" BG square RST with a 4" Fabric 2 square. Stitch ¼" away from the marked line on both sides, and cut on the drawn line. Repeat to create 4 HSTs. Trim all four HSTs to 3½".

2. Using the 2-at-a-time HST method, create 2 HSTs with the Fabric 3 7" squares. Trim both to 6½".




If you have any questions, email me at news4tcqg@gmail.com




May Block of the Month, cont.


3. Assemble a four patch with the 3½" squares and HSTs following the diagram.



4. Assemble the block following the diagram.



There will be kits available using these colors in the lobby before the May meeting. If you would like to contribute to a quilt for Charity Bee using your own fabric, please use a creamy neutral low-volume background fabric and earth tones for the colors (browns, burnt oranges, dark greens, etc.)



If you have any questions, email me at news4tcqg@gmail.com



If anyone would like to sign up please contact Nathan Brown at njbrownservices@gmail.com or text/call (346) 672-0736.



May 6th lecture and May 7th workshop: Lisa Erlandson, LE Quilts – Star Light, Star Bright, Stars Upon My Bed Tonight (Bobbins and Threads) – Stars grace some of our oldest quilts in either quilting, piecing or applique. This trunk show takes us across time to see how our expression of stars in quilts has changed in the last 200 years – or has it? The **WORKSHOP** is **Wim-men's Work – Patterns** celebrating women's life from earlier, but not really simpler days.

June 3rd lecture and 4th workshop – Kim Eleson Quiltaholics Anonymous (IQF Teacher) – Lecture – Batiks (Bobbins and Threads) – Have you ever wondered how quilting batiks are made? In this



lecture, I will share my experiences making and buying batiks in Java and Bali through video, pictures and samples. **WORKSHOP – Hawaiian Appliqué- (6-hour workshop)** Have you been drooling over gorgeous Hawaiian quilts but felt intimidated by needle-turn appliqué or hand quilting? After this workshop, you will be confident in your abilities to create a beautiful masterpiece in the Hawaiian style. Using my methods, tips and tricks, you will create your own Hawaiian quilted cushion or wall hanging. Kit required.



There are 10 months until the quilt show, even less if you discount November and December as people will be very busy during that timeframe. We are looking forward to a fun and busy year. All the current Show Chairs are busy getting their individual areas show ready, sharing ideas with the entire team, and are making great progress. Thanks for all your hard work. Let's make this the best show ever!

We would like to welcome Jackie Hillman who volunteered to chair Quilt Hanging. Jackie brings experience from her previous membership to another guild. Welcome to the team! Charmaine Fritchey has also volunteered to chair Silent Auction. Most of you know Charmaine and recognize her expertise in many areas. We still have an opening for a technological person, specifically in the use of Square. Please consider sharing your skills and knowledge and support the guild by volunteering.



Here is a list of the show positions and their corresponding chairs:

Admissions – Bobbi Miller
Featured Quilter Selection Chair – Charmaine Fritchey
Gift Boutique – Diana Moore, Elaine Bullard
Judges – Deddie Spoelker, Shari Stone
Opportunity Quilt – Sharon Buffington, Connie Cephus
Quilt Hanging – Jackie Hillman
Quilt Intake – Mary Willyerd, Lee Ann McGuinn
Ribbons – Vicki Tate, Deb Durr
Schoolhouse – Stephanie Moss
Silent Auction – Charmaine Fritchey
Storage/Property – Karl Burkett
Tin Can Raffle – Bev Volker, Mary Ellen Adkison
Treasure Aisle – Sharon Castillo
Vendors/Advertising – Rhonda VanAlstine
Volunteers – Denise Hardcastle
Website – Janice Toler



Our opportunity quilt is already traveling, and raffle tickets are available for sale. If you would like to buy tickets, help with showing the quilt at different venues, or help us sell tickets, please contact Sharon Buffington (713-725-9443). She will also have tickets available at the guild meetings.

The categories and rules are up on the website. The entry form is also available. Our challenge categories are “Let’s Party” and “How’s the Weather.” Let’s have some fun with that. Be creative! We know that our members are extremely talented and will rise to the challenge.

Quilt Show Chairs,

Becky Burkett and Donna Vandiver

Tin Can Raffle – if you have any donations, please give them to Bev Volker or Mary Ellen Adkison. If you can’t find them, you can leave them in the door prize area at the meetings, and they will be given to Bev or Mary Ellen.

Treasure Aisle - if you have any donations, please give them to Sharon Castillo.



BOUTIQUE MAKERS

What an incredible group of quilters make up the Tri-County Quilt Guild! At our guild meeting in April, we announced kits for scrappy bindings and pillowcases. Many of you stopped by our Boutique booth in the Lobby with Libby and gathered up projects to sew at home. The 2026 Quilt Show seems so far away, but we have so much more to prepare! Thank you for being a vital part of “your” Quilt Guild! Sewing together makes all that work seem like play!



COMING SOON!

May 21 – All day workshop with Debby Dodge and the SHOW AND TELL BAGS.

Our volunteer quilters have done their job and we have quilted fabric ready to go! Step 2 – Cutting and sewing the bags! For this workshop you will need to bring your sewing machine, size 14 needles are suggested, 40 or 50 weight neutral colored thread, scissors, cutting mat, a long cutting ruler and rotary cutter with a fresh blade. A WALKING FOOT WILL BE NECESSARY. We could also use an extra serger. Please RSVP to Diana at 281-435-7144 or Elaine at 918-808-2667.

June 18 – Shelly Wiggins will lead us in making the most wonderful Iron Carrier/Pressing Mat Bag.

More information will be coming in the next newsletter. We will be using a fat quarter size Thermal Resist Silver Heat Resistant Fabric for each bag. Fun buttons will enhance. If you would like to donate for this project, see Libby in the Lobby at the next Guild meeting.



We are starting to create our examples of upcycled denim shirts and jackets. Be watching for samples to show up at a meeting! We will probably work on this project outside of our normal Boutique Sewing Days. Let us know if you're interested.



NEEDED SUPPLIES FOR UPCOMING BOUTIQUE PROJECTS:

Midweight Fusible Interfacing

Thermal Resist Silver Heat Resistant Fabric (at least fat quarter sized)

Fun buttons

Libby will be in the Lobby at our next Guild meeting to receive any donations.

We want to thank everyone who has answered our call for donations, worked on a project for us and been to our Sew Days. This is a fabulous group of friends, and we consider ourselves blessed to know you all!

Diana Moore & Elaine Bullard



Scorched Fabric

Uh, oh! Did you forget to move your iron or maybe your iron with the magic lift feature didn't lift and now you have a scorch mark on your fabric? WHITE fabric, no less!!!



You don't have to throw your project away. I looked it up on the internet and found that hydrogen peroxide, white vinegar or laundry detergent may work on a light scorch mark. Baking soda is another option as well as using an oxygen bleach if the stain is a heavy one.

This qualified as a heavy stain in my opinion, so I chose to try Oxy-Clean. I started with the spray I use on laundry stains. After an hour, I saw progress so I switched to the powder. I made a paste and rubbed it in on both sides. Several hours later it was almost completely gone. I mixed a little more into a bowl of water and added the fabric to soak for a couple more hours. It looked like it took the scorch mark completely out, so I rinsed the fabric well and laid it in the afternoon sun.

When I checked it that evening, the mark was completely gone! I had also put something with a small rust stain on it in the Oxy-Clean water to soak and then enjoy some time in the sun. That stain came about 95% out. Now I just have to do the process again as my iron decided to spit and sputter and put new brown marks on the fabric. Some days are like that!

Happy Sewing!
Elaine Bullard

PS. I would like to thank Libby Nelson for offering to start writing the Tips & Techniques column for me. Her first article will be in the June Newsletter.



Tri-County's Fabulous Bees



Remember: you must be a paid member to participate in our Bees.



Our Bees create a strong sense of a quilting community within the guild. Consider becoming a Beekeeper! Organize your bee, find a location, contact the Queen Bee Chair to let her know, and go from there!

Charla Reese, Queen Bee, charla361@yahoo.com



BEE Czars: Meets the 4th Saturday of the month at The Quilty Shop. We choose projects as a group or work on our UFO's. We plan on two retreats a year. If you are interested in joining this be please call to be put on a waiting list.

Bee Keepers: Ann Keilers 832-515-1081 or Marian Page 281-797-3014.



Day Strippers: Daystrippers is the only bee that has been with TCQG since its beginning. It meets at Cypress Crossing Christian Church on the second Friday of each month from 10 - 2. They work on personal projects and occasionally go on retreats and to quilt shows together. There are currently no openings in this bee. However, you can contact the beekeeper to be put on a waiting list. New members have been moving in through the list!

Bee Keeper: Judy Klevorn jkklevorn@gmail.com



Quilty Pleasures Meets on the second and fourth Monday from 1:30-4:30 at The Quilty Shop. We mostly work on individual projects with an occasional group project. Our Bee is currently closed to new members but contact either of the CoBee Keepers to be added to a waiting list.

Bee Keepers: Deb Durr dpdurr1@yahoo.com and Anita Arendall



Quilter's Dozen: Meets the 4th Thursdays at The Quilty Shop from 10-4:30. We have great times together! This bee has openings.

Bee Keeper: Charmaine Fritchey cfritchey@gmail.com



Grateful Threads: Formerly "We Be Quilters". We have changed our meeting time to the THIRD THURSDAY -once a month- at the Quilty Shop in Tomball from 10:00 am to 4:30 pm. Now a full day!! We are a "sassy" group of Quilters who meet to sew whatever you are working on, a long lost "UFO", hand work, etc. Come to share tips, get ideas, and socialize. Come when you can, no experience necessary. Contact Bee Keeper, Stacy Chandler, to be included in our great group. An email is sent out prior to the Bee to remind you to RSVP. Come and have a great sewing day with us in a beautiful quilting shop.

Bee Keeper, Stacy Chandler stacey1622003@yahoo.com



Quirky Quilters: This bee is for those quilters who want to push the boundaries of traditional quilting by exploring textile art. This may include, but not limited to, collage, fabric painting, mixed media, free motion quilting, slow stitching, raw edge applique, pixelated blocks, foundation paper piecing, and thread painting. The purpose is to share ideas and techniques, encourage creativity, and seek feedback in a safe environment. We will work on our own projects, possibly invite guest speakers, and learn from one another. If this sounds like fun, give this bee a try. Quirky Quilters meets at The Quilty Shop on the third Thursday of each month from 5-9pm. This bee is currently full. To be put on the wait list, contact Regina Eardley, Beekeeper, at Regina.Eardley@gmail.com.



Charity Bee: Meets at Cypress Crossing Christian Church on the 4th Wednesday of each Month from 9:30-2:00. 15751 Cypress Rosehill Rd, Cypress, TX 77429. **Charity Bee needs new members and volunteers. We are growing and we need help in getting our project needs fulfilled. The activities we perform are not difficult; just very busy. We will help you learn everything you need to know.** Any questions, please call Sharon Castillo (713)828-0861.



Reflections Quilt Show

By Chisolm Trail Quilt Guild

May 2 and 3
Williamson County Expo Center
5350 Bill Pickett Trail
Taylor, TX 76574

TEXAS QUILT MUSEUM
History in the Making

presents the
Butterfly Jubilee

FREE GALLERY WALK
LIVE BUTTERFLY RELEASE IN THE GARDEN,
THE AIRING OF THE QUILTS
LIVE MUSIC, BUTTERFLY GARDEN SAFARI GAME,
THE GREAT STORY FAIRY, FACE PAINTING,
FUN FOOD, ADOPT-A-PET SNUGGLE STATION,
RIDE THE M-K-T "TEXAS SPECIAL" TRAIN, M-K-T
DEPOT TOURS, SHOPPING FUN & MORE!

HELP SUPPORT TQM PROGRAMS FOR KIDS & MORE!

SATURDAY, MAY 10, 2025
11 AM - 2 PM

DOWNTOWN - LA GRANGE, TEXAS
TEXASQUILTMUSEUM.ORG

GET YOUR BUTTERFLY TODAY!

LA GRANGE
Texas Commission on the Arts
COLORADO VALLEY QUILT GUILD
La Grange Garden Club

Texas Quilt Museum

140 W Colorado Street, La Grange,
Texas 78945

May 1 - Aug 23

- HLSR Blue Ribbon Winners
 - Rodeo Art Exhibit
- Framed Center/Medallion Quilts
- Rebound - Renew - Reimagine from Manhattan Quilters Guild



Eiffel in Love with Quilts



Red River Valley Quilt Guild

Eiffel in Love with Quilts

By Red River Valley Quilt Guild

May 10 and 11
Love Civic Center
2025 S Collegiate Dr.
Paris, TX 75460



- 220+ Juried Quilts
- Vendors
- Quilts for Sale
- Gift Marketplace
- Demonstrations
- Scissor Man
- Youth Gallery
- Silent Auction
- ATM on Site
- Donation Quilt Drawing
- Tickets \$1 or 6/\$5
- ADMISSION \$10
- Children under 12 FREE

MEMORIAL DAY WEEKEND
Friday & Saturday 9 AM - 5 PM

QUILT FESTIVAL

Hill Country Youth Event Center

3785 Hwy 27, Kerrville, 78028 1/2 mile E. of VA Hospital
May 23 & 24, 2025

HILL COUNTRY QUILT GUILD

For More Information: marketing.hcgg@gmail.com





Please support our great family of sponsors...we couldn't do this without them!

Retreat Centers



Beth Caldwell
832-329-4529
beth.caldwell@gmail.com
www.TheNestTX.com
@theneatwillow
The Nest is in Midco, TX



Amenities

At The Nest

- Large Crafting Room with amazing view!
- Five rooms - Sleeps a total of 12.
- Comfortable beds and private, full bathroom in each room.
- Tables with craft lighting, caddies & plugs, and extremely comfortable chairs!
- Cozy family room to relax with massage recliner chair!
- Fully equipped kitchen with plenty of seating for meals. Catering available!
- Warm & Inviting Atmosphere for Fellowship and Creating Beautiful Things!!



At The Nest



A Quiet, Secluded, Texas Retreat



www.quilterscabin.com

23101 PETRICH LN, TOMBALL, TX 77377
quilterscabintx@gmail.com | 832.392.3625

The Hummingbird Retreat

103 Roundabout Lane
Huntsville, TX 77320
phone: 963-661-0684
martha@thehummingbirdretreat.com



MAGNOLIA MANOR RETREAT

LISA RENFROW



26250 RILEY ROAD
WALLER, TEXAS 77484
(936)-372-5801

MAGNOLIARETREATS@GMAIL.COM
WWW.MAGNOLIAMANORRETREAT.COM



Quilting and Embroidery



CabinQuilter Custom Quilting
 Diane Anderson
 Award-Winning Longarm Quilter

www.cabinquilter.com Georgetown, Texas
 diane@cabinquilter.com 713-817-0279



tx Timeless Stitches
 Long Arm Quilting Services

Kimberly Wilcox

phone: 832-381-0928
 email: txtimelessstitches@yahoo.com

Portable Hugs Quilting
 Quilting, Embroidery,
 Memory and T-shirt Quilts



Becky Burkett
 Phone 281-923-4786
 Email: burkettbecky@yahoo.com
 portablehugsquilting.com Wrap up in a quilt, feel the hug!

Whimsical Threads
 Bobbi Miller

Personalized Embroidery
 720-985-3201
 bmiller576@gmail.com



Cotton Top Quilting
 Longarm Quilting
 Kristi Grove 832-265-3234

the Celtic Quilter
 PATRICIA LOPES
 12422 Bent Pine Drive
 Cypress, Texas 77429
 713-203-6259
 By Appointment

PROFESSIONAL LONGARM
 QUILTING SERVICES
 T-SHIRT QUILTS ~ MEMORY QUILTS ~ EMBROIDERY
 QUICK TURNAROUND

SUPPLIER OF SUPERIOR THREADS
 AUTHORIZED NOLTING DEALER & HOBBS DISTRIBUTOR
 TRISH@CELTICQUILTER.COM WWW.CELTICQUILTER.COM

**Silver Wings Quilts
 And Things**



Longarm work, T-shirt Quilts
 Connie Grudzinski
 907-398-4859
 mrspiddles@yahoo.com



Please support our great family of sponsors...we couldn't do this without them!

Quilt Shops

THE
Quilty
SHOP

THEQUILTYSHOP.COM
281.516.7515

MON-SAT: 10AM-5PM
1006 W MAIN STREET, TOMBALL, TX 77375

WE'RE *Quilty* AS CHARGED


Threaded
LINES

Welcome to our modern
shop of designer fabrics,
bag making supplies
including cork and waxed
canvas and more!

Come by and see us!

21372 Shannon Circle
Unit C
Montgomery, TX 77316
936-597-6989

www.threadedlines.com

Mon, Tue, Wed, Fri
11-5

Bobbin & Threads
QUILTING & CRAFTS LLC

Trish Lopes
346-206-2210 • 713-203-6259

10130 Grant Road, Suite 214 • Houston, 77070
www.bobbinthreads.com



Please support our great family of sponsors...we couldn't do this without them!

Handmade Gifts and Miscellaneous Sponsors



Trish Schultz
Independent Beauty Consultant

32043 S. Wiggins St.
Magnolia, TX 77355
713-320-9077

schultzbskts96@att.net
www.marykay.com/TSchultz

Contact me for a complimentary facial

MARY KAY





Registered Agent

Lynn Loyd

Board of Directors

Charmaine Fritchey

Bev Volker

Nancy Youens

Executive Board

Elaine Bullard – President

Madison Horinek – VP Administration

Donna Vandiver – VP Financial Oversight

Donna Granat – Treasurer

Robin Galvin – Secretary

Jaine Jewell – Membership

Nathan Brown – Senior Program Chair

Regina Eardly – Junior Program Chair

Standing Chairs

Rebecca Garcia – Block of the Month

Sharon Castillo – Charity Bee

Marie Engelhart – Hospitality

Charmaine Fritchey – Communication

Charla Reese – Head Bee Keeper

Becky Burkett, Donna Vandiver – 2026 Quilt Show

Rebecca Garcia – Newsletter

Rhonda Van Alstine – Publicity/Social Media

Lee Ann McGuinn - Door Prizes

Ginny Hilton and Rhonda Van Alstine - Holiday Bash

Debby Dodge – Magazines

Karl Burkett – Property Management

Lisa Hart – Storybook Quilts

Janice Toler– Web Administrator