



# TCQG News

Serving Northwest Harris,  
Montgomery & Waller  
Counties in Texas

Volume 22 Issue 2  
February 2026

## From The President's Stash

As I write this "From the President's Stash" article, we have less than 6 weeks until our quilt show. By the time you get this edition of the newsletter, we will be less than 4 weeks to the quilt show. If you need help with putting a hanging sleeve on your quilt, Becky Burkett posted a great video on our group Facebook page. You also need a label on the bottom right corner of your quilt back. It should have your name, the name of your quilt, and your phone number on the label. The label should be covered with a piece of fabric. And, PLEASE, sign up for a volunteer spot or two at the show!

When it comes to the quilt show, I have one quilt ready except for a label and sleeve, one I need to trim threads before the custom long arm asks for it, one ready to quilt by me and one project to start. I think I'm going to come up short on getting all our projects ready. How about you? Will you be ready by February 26? Remember, certain categories will have quilt intake on Saturday, February 21 at Cypress Crossing Christian Church, 15751 Cypress Rose Hill Rd., Cypress, TX 77429. I'm sure Becky Burkett and Donna Vandiver, 2026 Show Chairpersons, will have the information in an email to you as we get closer to the show.


(continued on Page 2)

Meetings begin promptly at 7p.m, so we can adjourn on time. The front doors will be closed at 6:55, and the members will be asked to take their seats. This will allow the various committee heads & board members to get into the meeting on time. Come early so you have time to sign in, check out any raffles or upcoming workshops, visit the magazines, etc.

## Inside this issue:

President's Stash	1
Membership Updates	3
Show and Tell	4
PSA from Karl	9
Block of the Month	11
Speakers, Workshops, and Fun Stuff	13
2026 Quilt Show News	14
Tips and Techniques	21
Bee Info	22
Area Quilt Shows	25
Shopping	29
Officers & Chairs	33

## February BOM Joyful Gathering



## Meetings

Fairfield Baptist Church  
27240 Highway 290  
Cypress, Texas  
On 290 westbound  
between  
Mueschke and Mason Road.  
1st Tuesday of the month,  
7pm-9pm  
tricountyguild@gmail.com



I want to thank those of you who have begun to share your projects on our FB page! The more posts we have, the more people will see our page and hopefully want to check out our guild.

Also, I apologize for a mistake I made at the January meeting.

**We do NOT have a November 3, 2026 meeting.**

Please scratch that off the sheet of meeting dates you got at the meeting.

Happy Sewing!

Elaine Bullard

2026 President

Hi everyone, Please be aware that anyone who would like to submit any square blocks for the Poppy quilts and/or Ukraine quilts, the February TCQG meeting is my deadline for submitting them to me because I am going to be shipping them off.

Thank you to all of the AWESOME TCQG members who have given squares to me. I like to think that we have created a little bit of happiness in our world!

If you need to contact me, you may text or call me at my cell at 713-480-3834.

Thanks again.

Mary Ellen Adkison

The next Board Meeting will take place on Tuesday, February 10th

BB's Tex Orleans

26010 Hempstead Rd.

Cypress, TX 77429



The room will be ready starting at 5:30.

Everyone is welcome!

Please RSVP to Rhonda VanAlstine if you'd like to join us.



Almost all of our members have already renewed for 25-26. If you have not done so yet, click [HERE](#) to go the membership page on our website.

Online credit card payments for membership renewal are fast and preferred!

If you wish to pay cash or check at the meeting you **MUST** enter all of your information on the membership page of TriCountyQuilt-Guild.org **PRIOR** to the meeting.

If you have any questions or concerns, reach out to me at [TriCountyGuild@gmail.com](mailto:TriCountyGuild@gmail.com)

Jaine Jewell Membership 25-26



## Happy Birthday to These Members!

Mollie Leavins - 1st  
Kristie Boston - 1st  
Robin Hudson - 1st  
Bobbi Miller - 4th  
Margie Williams - 4th  
Elizabeth Icenogle - 5th  
Barbara Craven - 7th  
Mindy Boyd - 8th  
Faydra Gonzales - 9th  
Paula Aeschbach - 9th

Lucy Kowis - 10th  
Kit Davis - 11th  
Kate Premeaux - 12th  
Lynn Loyd - 13th  
Karen Potter - 13th  
Mary Laskowski - 14th  
Sue Walker - 15th  
Alice Busch - 15th  
Jeanne Brown - 16th  
Kayleigh Mossop - 17th

Sophia Reyna - 18th  
Sara Irwin - 18th  
Andra Vanarsdel - 21st  
Lynn Kirchner - 21st  
Pamela Woolsey - 24th  
Marty Lockard - 25th  
Mary Martinez - 26th  
Lynda Grimes - 29th  
Valerie Jolly - 29th

# welcome

Welcome to our newest members!

Kathy Jiminez

Cindy Jennings

Jim Drake





## January 2026 Meeting







## January 2026 Meeting



JANUARY  
SEW &  
TELL

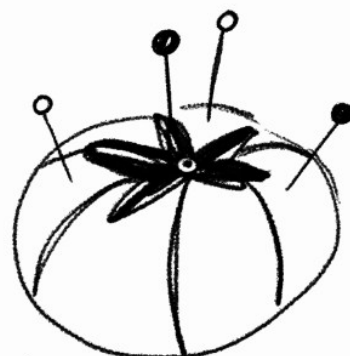






## January 2026 Meeting

### SEW & TELL







## January 2026 Meeting

### SEW & TELL







  
Sea Sherilyn Sew







## Story of a Scam:

Starts with "Your account access code on XXXX is: #####" as a text on your cell phone.

**Implication:** Someone is attempting to access your account on XXXX and this is the two factor (2F) check.

**NOTE 1:** You did not initiate this login, so someone is trying to break in to your account. 2F is working.

**NOTE 2:** Other devices known to XXXX may also get this same alert. 2F is working, but it's getting exciting.

**IMPORTANT:** No one has gotten access to your account at this point. 2F is working.

Your phone rings with an automated sounding call identifying themselves as support at XXXX telling you you'll be getting a follow call shortly.

**Implication:** These are the good guys looking out for you.

**Warning Sign (WS):** These are not the good guys. XXXX will NOT call you no matter what.

**Precaution:** Note the number, just for your records if you like.

(continued on page 5)



## Story of a Scam: Part 2

The real support ticket and the interaction (may have you reset your XXXX password) gives them credibility as they talk you through this process as though they do this every single day.

**NOTE 1:** All is still good, you've been working in the XXXX world and are still secure.

**NOTE 2:** All email and other confirmations are legitimately from XXXX.

**Precaution:** Your account has **NOT** been compromised. You're just resetting the account password.

### THE GOTCHA:

Caller says you'll receive a test with a link to close your case. **THIS IS WHERE YOU'LL GET IN TROUBLE.**

**NOTE 1:** Don't accept a URL link from an unknown person. You really don't know this caller!

**NOTE 2:** The URL may be some slight variation on the official URL. Example: <https://appeal-XXXX.com>

**NOTE 3:** Most anyone can get or claim a close URL address. No sanity checks exist for these.

**Precaution:** Don't accept URLs from unknown sources. Don't even click out of curiosity.

Soon, a confirmation code request page will come to you. This is a spoof page. They retry your real XXXX account; you get a real confirmation code from XXXX and enter it into the spoof page. They receive the real confirmation code from the spoof page and enter it into the real XXXX confirmation page on their screen from their retry of your XXXX account. **ALL OF A SUDDEN, THEY ARE INTO YOUR XXXX ACCOUNT AND YOU ARE IN TROUBLE WITH A CAPITAL T.**





# February Block of the Month - Joyful Gathering

Adapted from a table runner pattern, originally by Rebecca Lidstrom of Studio R Quilts

## What you'll need:

### Background Fabric (BG)

(4) 2 1/2" squares

### Fabric A

(2) 2 1/2" squares

(2) 6 1/2" x 2 1/2" rectangles

(2) 4 1/2" x 2 1/2" rectangles

### Fabric B

(2) 4 1/2" squares

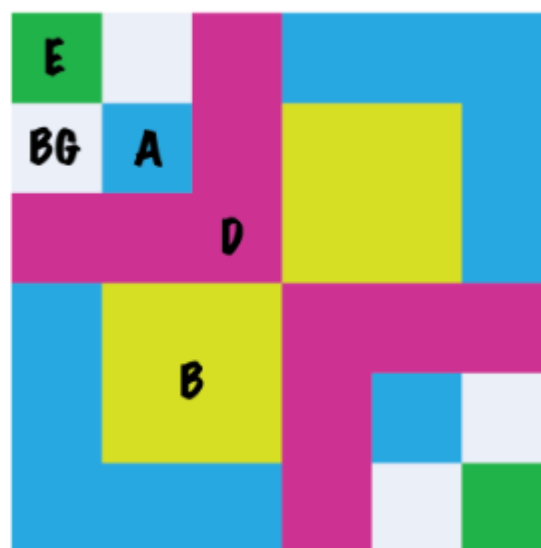
### Fabric D

(2) 6 1/2" x 2 1/2" rectangles

(2) 4 1/2" x 2 1/2" rectangles

### Fabric E

(2) 2 1/2" squares



## Steps:

1. Create a four patch using (2) BG and (1) each of A and E 2 1/2" squares.



2. Stitch a 4 1/2" x 2 1/2" D rectangle to a four patch unit, making sure Fabrics A and D are touching.



3. On the long edge, stitch a 6 1/2" x 2 1/2" D rectangle to the unit, with Fabric A in the corner created by Fabric D.



4. Repeat steps 1 to 3 to create (2) identical units.

(continued on next page)

**Steps, continued:**

5. Stitch a B square to a  $4\frac{1}{2}'' \times 2\frac{1}{2}''$  A rectangle.

6. On the long edge, stitch a  $6\frac{1}{2}'' \times 2\frac{1}{2}''$  A rectangle to the unit.

7. Repeat steps 5 and 6 to create (2) identical units.

8. Assemble the block as a four patch, making sure to follow the diagram, with Fabric E in the outer corners.



Stitch up extra blocks with your stash to donate to the BOM scrappy top and bring them to the April meeting.

If you have any questions, email me at [news4tcqg@gmail.com](mailto:news4tcqg@gmail.com)





## Upcoming Lectures:


### February 3: Dorene Joyce

Dorene is an award-winning artist and designer and will be speaking on Stained Glass Quilts and sharing a Trunk Show.

### February 4: Stained Glass Flowers

This class features Dorene's method for making an Art Quilt that looks like stained glass but instead uses fabric. Instead of lead lines, students will use a black background, learning a new technique for applique placement, that makes everything easy, with stunning results!

Students can change the colors to their desired color palette. You can make the roses on either black or the whole stained glass. Make both if you like! Use your imagination to create your own color palette for your Roses-Stained Glass art quilt. This pattern makes it easy to achieve realistic results for your Faux stained glass art quilt with paint-by-number ease. Students will have most of the appliqué completed and will be ready with tips, techniques, and ideas to finish the art quilt at home. Prework is required. Please go to [www.DoreneJoyce.com](http://www.DoreneJoyce.com) and click the LEARN tab to download the Pre-work document and supplies needed for each flower. There are a few spots available. Contact Regina at [Regina.Eardley@gmail.com](mailto:Regina.Eardley@gmail.com)



**There will be no programs in March because of the Quilt Show.**

**May 5:** Deb Atchison, an experienced educator and quilter, will be speaking on Portrait Quilts with trunk show.

**May 6:** Deb Atchison will be offering a workshop on creating your own portrait quilt. More to come. Contact [Regina.Eardley@gmail.com](mailto:Regina.Eardley@gmail.com) to register. \$35.



## Celebration 20 Quilt Show News

It's February! The Quilt Show team members are busy attending to the final details before the show on February 27-28. Thanks to those that have given your time and talent to make it a great show. We still need Your Help to assure that it will a great show. Please volunteer to help with the different areas of the show, spread the word to non-members about the show (Ticket price is \$12 which gets you in both days), and support the show by attending. Lots of merchandise and raffle opportunities are available. The Show, "Celebration 20", is a celebration of the Guild's 20-year anniversary, so be prepared to join in the celebration!

Show Chairs,  
Becky Burkett & Donna Vandiver





## Celebration 20 Quilt Show Judges

### **JACKIE RUFFING**, NACQJ Certified Judge

As a Certified Judge with NACQJ, Jackie has enjoyed sewing since she was very young, taking sewing classes with her mom while living in Japan. In 1972, she was introduced to quilts when her grandfather gave her a quilt that was pieced and quilted by her great grandmother. Once she saw the variety of fabrics framed with purple sashing, she was hooked.

Her desires to learn more led her to drafting patterns, hand quilting, to domestic machine quilting and then to her longarm machine. In 2001, she started her own quilting business and gradually through the years, found the joy in competition quilting with her own and her customers' quilts. She personally has won several awards for her quilts and quilting skills, including Best of Show, Exemplary Quilting Awards, along with her customers receiving local, regional, and national awards.

After 21 years, she put her business on hold to focus on the certification process as a certified judge with NACQJ. She has completed the program and has been designated as NACQJ Certified Judge. Before going through the certification process, Jackie would have said traditional quilts caught her heart. The certification process has broadened her appreciation for all genres and techniques. Today, Jackie finds inspiration in every corner of the quilting world. She hopes her comments, when judging, will reflect her desire to inspire and encourage quilt makers of all levels and to explore their creativity without any boundaries.





## Celebration 20 Quilt Show Judges

### **STACY MILLER**, Candidate NACQJ Judge

I live in Paris, Texas and have a BS in Nursing from UT in Arlington Texas and have worked as a RN for over 30 years. I am the mother of two children and the Mimi of two precious granddaughters.

The love of sewing came later in my life, but I vividly remember my mother sewing and watching her intently for hours, amazed of how the sewing machine, and she worked their magic! My sewing actually started on my mother's Kenmore sewing machine (at least 50 years old) when I took a break from my nursing career, and it hasn't slowed yet!!

I have been judging since 2019, local to regional venues ranging from 10 to 200+ quilts. I am a member of the American Quilters society. I am also active in my local quilt guild, Red River Valley Quilt Guild of Paris Texas where I am one of the co-founders of the Paris Quilt Show, which started in 2019. I am the Quilt intake coordinator, the display coordinator and the judging coordinator! I have given lectures to guilds about what the Judges are evaluating in a quilt. I have shown my quilts in several local and regional shows, where my first quilt (a caterpillar rag quilt) took Grand Champion and my embroidered Christmas tree skirt won a blue ribbon in the State Fair of Texas Arts and Crafts Show.

### **JUDGING PHILOSOPHY**

Everyone's quilt has a special meaning to them. I strive to see their love for their quilt, by giving them encouraging words so that they will want to continue to sew with ways to increase the longevity of their design so that they can pass that quilt on to their friends and family for many generations to come. I use the principles of design, workmanship skills, complexity and difficulty of design for each piece with equal accountability for all.





*"Celebration 20"*

# SCHOOLHOUSE



## Learn something new!

Join us in the Schoolhouse at the 2026 TCQG quilt show. Two days of fun learning, and no test at the end!

- Gain tips from expert quilters at our **"Ask a Quilter"** table.
- View a specially curated collection of red, white, and blue quilts at a **bed turning exhibition**.
- Take a fun photo at the **Selfie Station**.
- Attend one or more **exciting free sessions!**

**New this year in the Schoolhouse!**

## Make Your Own T-Shirt Quilt

Facilitator: Kristi Grove - TCQG member

**Cost: \$35.00**

(Pre-registration required. Class fee includes entry into the 2026 TCQG show)

**[CLICK HERE](#) to learn more.**

**Register TODAY!**







## 2026 Schoolhouse Free Sessions!

### Bed Turning

**Facilitator:** Lisa Hart, Tri-County Quilt Guild Member and Owner, Handmade by Hart

Rest tired feet, and view a beautiful collection of red, white, and blue quilts during this popular session as we celebrate Tri-County Quilt Guild's 20<sup>th</sup> anniversary and our nation's upcoming semi-quincentennial.

**Fri Feb 27 12:30pm-1:15pm**

**Sat Feb 28 11:45am-12:15pm**

### Fabric Flowers

**Facilitator:** Nancy Youens, Tri-County Quilt Guild Board Member and Celebrate 20 Featured Quilter

Express your creativity in this hands-on session as you learn a technique for making beautiful non-sew fabric flowers. Create a flower during class and leave with ideas on how to use fabric flowers to add beauty to a personal space of your choosing.

**Fri Feb 27 11:45am-12:30pm**

**Sat Feb 28 12:15pm-1:00pm**

### Playing Around with Disappearing Flying Geese

**Facilitator:** Jackie Hillman, Tri-County Quilt Guild Member

Join award-winning quilter Jackie Hillman for this hands-on workshop featuring her signature Disappearing Flying Geese technique, including a lecture, and trunk show of many of her quilts showcased at International Quilt Festival in 2023. Participants will explore various ways to split Flying Geese blocks, along with inspiration for designing their own blocks using split Flying Geese paper pieces. Participants will receive handouts including design suggestions and charts for creating blocks in different sizes.

**Fri Feb 27 10:45am-11:30am**

**Sat Feb 28 2:15pm-3:00pm**





## Slow Stitching 101

**Facilitator: Patty Mooney, Tri-County Quilt Guild Member**

Slow stitching is an ancient practice that combines traditional hand-stitching with creativity and promotes both relaxation and sustainability. Participants will practice various slow-stitch techniques on a quilt block.

**Fri Feb 27 1:00pm-1:45pm**

**Sat Feb 28 1:15pm-2:00pm**

## Quilty Tips and Tools

**Facilitator: Bridgette Woods, Tri-County Quilt Guild Member**

Hear quilting tips from expert quilters and gain guidance on how to use those nifty gadgets stashed away in your sewing room. Share your favorite tool, a helpful tip, or just sit back and soak up some knowledge from seasoned quilters.

**Sat Feb 28 11:15am-12:00pm**

## Using African Wax Prints in Quilting Projects

**Facilitator: Stephanie Moss, Tri-County Quilt Guild Member**

Learn more about African wax prints (Ankara) and discover ways to integrate these vibrant textiles in quilting projects. View items made using these rich, colorful fabrics and be inspired to use African wax prints in your next project. Attendees receive an informative handout and samples of Ankara fabric.

**Sat Feb 28 10:30am-11:00am**

Space is limited. All sessions are on a first-come first-served basis.





## **Bed Turning at the Quilt Show**

We are bringing back the bed turning in 2026 as we celebrate 20 years of our guild. The bed turning will take place in the schoolhouse area during the quilt show.

A bed turning is a presentation where a variety of quilts are shown and discussed. We have done a different theme each time that the bed turning was held in the past.

**2012 was vintage quilts**

**2014 was vintage baby quilts**

**2016 was 2 color quilts**

**2026 will be red, white and blue quilts**

We will use two tables placed side by side to simulate a bed. The head end will be elevated for easier viewing by the audience. All of the quilts are stacked up and after each one is discussed, it is folded back, revealing the quilt underneath it. This is repeated until all quilts have been shown.


Guild members, if you have a red, white and blue quilt that you would like to have featured in the bed turning, please reach out to **Lisa Hart**. There will be a different form for the bed turning than the forms for entering a quilt into the show. This is a display only area, it is not for judged quilts. There are a limited number of spots available.





## Three Tips for February

Storing cut quilt pieces - Lay out a square of Press 'N Seal plastic wrap. Arrange cut pieces on it, labeled sized. Press another square plastic wrap piece on top and press to seal the pieces. Click the image to see the video —>



This may sound odd, but it works. Sometimes when working on a quilt top or pieces, you may accidentally stick a finger with a straight pin. You may get a couple of drops of blood on the fabric. Simply wet your finger with saliva and gently rub it on the blood spots. Keep repeating until the blood stain is gone. Someone gave me this tip and only a few days later I needed to do this. It works.

Tape a gift card or expired card to the faceplate of your machine, aligning the edge at 1/4 inch so you can guide your fabric seam to be 1/4 inch.



## Tri-County's Fabulous Bees



*Remember: you must be a paid member to participate in our Bees.*



Our Bees create a strong sense of a quilting community within the guild. Consider becoming a Beekeeper! Organize your bee, find a location, contact the Queen Bee Chair to let her know, and go from there!

Charla Reese, Queen Bee, [charla361@yahoo.com](mailto:charla361@yahoo.com)



**BEE Czars:** Meets the 4th Saturday of the month at The Quilty Shop. We choose projects as a group or work on our UFO's. We plan on two retreats a year. If you are interested in joining this be please call to be put on a waiting list.

Bee Keepers: Ann Keilers 832-515-1081 or Marian Page 281-797-3014.



**Day Strippers:** Daystrippers is the only bee that has been with TCQG since its beginning. It meets at Cypress Crossing Christian Church on the second Friday of each month from 10 - 2. They work on personal projects and occasionally go on retreats and to quilt shows together. There are currently no openings in this bee. However, you can contact the beekeeper to be put on a waiting list. New members have been moving in through the list!

Bee Keeper: Judy Klevorn [jkklevorn@gmail.com](mailto:jkklevorn@gmail.com)



**Quilty Pleasures** Meets on the second and fourth Monday from 1:30-4:30 at The Quilty Shop. We mostly work on individual projects with an occasional group project. Our Bee is currently closed to new members but contact either of the CoBee Keepers to be added to a waiting list.

Bee Keepers: Deb Durr [dpdurr1@yahoo.com](mailto:dpdurr1@yahoo.com) and Anita Arendall



**Quilter's Dozen:** Meets the 4th Thursdays at The Quilty Shop from 10-4:30. We have great times together! This bee has openings.

Bee Keeper: Charmaine Fritchey [cfritchey@gmail.com](mailto:cfritchey@gmail.com)



**Grateful Threads:** Formerly "We Be Quilters". We have changed our meeting time to the THIRD THURSDAY -once a month- at the Quilty Shop in Tomball from 10:00 am to 4:30 pm. Now a full day!! We are a "sassy" group of Quilters who meet to sew whatever you are working on, a long lost "UFO", hand work, etc. Come to share tips, get ideas, and socialize. Come when you can, no experience necessary. Contact Bee Keeper, Stacy Chandler, to be included in our great group. An email is sent out prior to the Bee to remind you to RSVP. Come and have a great sewing day with us in a beautiful quilting shop.

Bee Keeper, Stacy Chandler [stacey1622003@yahoo.com](mailto:stacey1622003@yahoo.com)



**Quirky Quilters:** This bee is for those quilters who want to push the boundaries of traditional quilting by exploring textile art. This may include, but not limited to, collage, fabric painting, mixed media, free motion quilting, slow stitching, raw edge applique, pixelated blocks, foundation paper piecing, and thread painting. The purpose is to share ideas and techniques, encourage creativity, and seek feedback in a safe environment. We will work on our own projects, possibly invite guest speakers, and learn from one another. If this sounds like fun, give this bee a try. Quirky Quilters meets at The Quilty Shop on the third Thursday of each month from 5-9pm. **This bee is accepting new members!** Contact Regina Eardley, Beekeeper, at [Regina.Eardley@gmail.com](mailto:Regina.Eardley@gmail.com).



**Charity Bee:** Meets at Cypress Crossing Christian Church on the 4th Wednesday of each Month from 9:30-1:00. 15751 Cypress Rosehill Rd, Cypress, TX 77429. **Charity Bee needs new members and volunteers. We are growing and we need help in getting our project needs fulfilled. The activities we perform are not difficult; just very busy. We will help you learn everything you need to know.** Any questions, please contact Mary Willyerd, Janet Winkler, or Karen Cook.





## A Big Thank you from Charity Bee

We at Charity Bee truly appreciate the time and effort put forth by members of the guild to help supply quilts, pillowcases, Christmas stockings, drawstring bags, and HUGS blankets for the many organizations our guild supports.

In 2025, over 500 quilt tops were made and donated to the guild by our members. Last year Tri-County sent about 360 quilts, 535 Christmas stockings, 480 drawstring bags, 200 flannel baby quilts (HUGS), and more than 80 pillowcases to 5 different groups.

Without your help, we would not have been successful in providing these items to the groups we work with. Thank you.





## Now and Then: 30 Years of Quilt Shows

Lakeview Quilters Guild

1407 Victory Lane

Alvin, Texas 77511

May 1st, 9 AM to 8 PM

May 2nd, 9 AM to 4 PM

Golden Triangle Quilt Guild

# Quilt Show & Market

February 27-28, 2026 9am-4pm

Beaumont Civic Center  
701 Main St  
Beaumont, TX

Admission \$12 per day  
Kids 8 and under free  
Free Parking

300+ Quilts on Display  
Special 250<sup>th</sup> Patriotic Quilts  
Vendor Booths  
Quilts for Sale  
Silent Auction  
Raffle Quilt

[GTQG.ORG](http://GTQG.ORG) for more details!

## Piecemakers by the Bay Quilt Guild

301 Business Hwy 35 N

Rockport, TX

Jan 30th, 10 AM to 5 PM

Jan 31st, 10 AM to 4 PM







# 44<sup>th</sup> Annual Rio Grande Valley Quilt Show “Looking to the Stars”

February 13-14, 2026



**South Padre Island  
Convention Center**

**7355 Padre Blvd.  
South Padre Island, TX**

## **Admission:**

**Adults - \$10 a day or \$15 both days**

**Teens 13-18 - \$5 per day**

**Children 12 and under are FREE**

## **Hundreds of Quilts**

**Opportunities to Win**

**Quilt Appraisals**

**Quilts for Sale**

**Silent Auction**

**Shopping**

**& More!**

**Check us out at [rgvqg.com](http://rgvqg.com)**



**Presented by the  
Rio Grande Valley Quilt Guild  
a non-profit organization**







Friendship Quilt Guild  
2026 STARS OVER TEXAS QUILT SHOW  
DONATION QUILT  
“Lucky Stars”



February 20-21, 2026  
Fireman's Training Center  
1101 Hwy 290 W  
Brenham, TX 77833



**SAVE THE DATE! SAVE THE DATE! SAVE THE DATE! SAVE THE DATE!**

*Join us for an Out of this World*

# **2026 Jewett Quilt Show**

**Friday, Feb. 27, 2026      10 AM-4:30 PM**

**Saturday, Feb. 28, 2026      10 AM-3:00 PM**

**Jewett Civic Center**

**111 N. Robinson, Jewett, TX 75846**

**Admission: \$6 each  
\$10 for both days**

- Judged Quilt Show
- Quilt Shops & Vendors
- Quilter's Basket Raffle
- Scavenger Hunt
- Quilt Patch Walk
- Quilter's Country Store
- Concessions

**For More Info:**

**[www.facebook.com/jewettquiltshow](https://www.facebook.com/jewettquiltshow)**

**Call or Text: 903.626.4202**

**Email:**

**[jewettchamber@sbcglobal.net](mailto:jewettchamber@sbcglobal.net)**



**Admission includes entry  
into the Family Heritage  
Quilt Show in the  
Library & Museum**





Please support our great family of sponsors...we couldn't do this without them!

## Retreat Centers



Beth Caldwell  
832-529-4529  
beth.caldwell@gmail.com  
www.TheNestInTX.com  
@thenestinTX  
The Nest is in Midco, TX



### Amenities

At The Nest

- Large Crafting Room with amazing view!
- Five rooms - Sleeps a total of 12.
- Comfortable beds and private, full bathroom in each room.
- Tables with craft lighting, caddies & plugs, and extremely comfortable chairs!
- Cozy family room to relax with massage recliner chair!
- Fully equipped kitchen with plenty of seating for meals. Catering available!
- Warm & Inviting Atmosphere for Fellowship and Creating Beautiful Things!!



At The Nest



*A Quiet, Secluded, Texas Retreat*



[www.quilterscabin.com](http://www.quilterscabin.com)

23101 PETRICH LN, TOMBALL, TX 77377  
quilterscabintx@gmail.com | 832.392.3625

### The Hummingbird Retreat

103 Roundabout Lane  
Huntsville, TX 77320  
phone: 963-661-0684  
martha@thehummingbirdretreat.com



RELAX, GET FAMILISHED, REPEAT

### MAGNOLIA MANOR RETREAT

LISA RENFROW



26250 RILEY ROAD  
WALLER, TEXAS 77484  
(936)-372-5801

MAGNOLIARETREATS@GMAIL.COM  
WWW.MAGNOLIAMANORRETREAT.COM





# Quilting and Embroidery



**CabinQuilter Custom Quilting**  
 Diane Anderson  
 Award-Winning Longarm Quilter  
 www.cabinquilter.com      Georgetown, Texas  
 diane@cabinquilter.com      713-817-0279



*tx Timeless Stitches*  
 Long Arm Quilting Services

Kimberly Wilcox

phone: 832-381-0928  
 email: txtimelessstitches@yahoo.com

*Portable Hugs Quilting*  
 Quilting, Embroidery,  
 Memory and T-shirt Quilts



Becky Burkett  
 Phone 281-923-4786  
 Email: burkettbecky@yahoo.com  
 portablehugsquilting.com      Wrap up in a quilt, feel the hug!

*Whimsical Threads*  

 Bobbi Miller  
 Personalized Embroidery  
 720-985-3201  
 bmiller576@gmail.com



*Cotton Top Quilting*  
 Longarm Quilting  
 Kristi Grove 832-265-3234



**PATRICIA LOPES**  
 12422 Bent Pine Drive  
 Cypress, Texas 77429  
 713-203-6259  
 By Appointment

PROFESSIONAL LONGARM  
 QUILTING SERVICES  
 T-SHIRT QUILTS ~ MEMORY QUILTS ~ EMBROIDERY  
 QUICK TURNAROUND

SUPPLIER OF SUPERIOR THREADS  
 AUTHORIZED NOLTING DEALER & HOBBS DISTRIBUTOR  
 TRISH@CELTICQUILTER.COM      WWW.CELTICQUILTER.COM



**Silver Wings Quilts  
 And Things**  
 Longarm work, T-shirt Quilts  
 Connie Grudzinski  
 907-398-4859  
 mrspiddles@yahoo.com



Please support our great family of sponsors...we couldn't do this without them!

## Quilt Shops

**THE**  
*Quilty*  
**SHOP**

**THEQUILTYSHOP.COM**  
**281.516.7515**

**MON-SAT: 10AM-5PM**  
**1006 W MAIN STREET, TOMBALL, TX 77375**

**WE'RE *Quilty* AS CHARGED**

  
*Threaded*  
**LINES**

Welcome to our modern  
shop of designer fabrics,  
bag making supplies  
including cork and waxed  
canvas and more!

Come by and see us!

21372 Shannon Circle  
Unit C  
Montgomery, TX 77316  
936-597-6989

[www.threadedlines.com](http://www.threadedlines.com)

Mon, Tue, Wed, Fri  
11-5

**Bobbin & Threads**  
QUILTING & CRAFTS LLC

**Trish Lopes**  
**346-206-2210 • 713-203-6259**

**10130 Grant Road, Suite 214 • Houston, 77070**  
**[www.bobbinthreads.com](http://www.bobbinthreads.com)**





Please support our great family of sponsors...we couldn't do this without them!

## Handmade Gifts and Miscellaneous Sponsors



**Trish Schultz**  
Independent Beauty Consultant

32043 S. Wiggins St.  
Magnolia, TX 77355  
713-320-9077

[schultzbskts96@att.net](mailto:schultzbskts96@att.net)  
[www.marykay.com/TSchultz](http://www.marykay.com/TSchultz)

Contact me for a complimentary facial

MARY KAY







## **Registered Agent**

Karen Cook

## **Board of Directors**

Charmaine Fritchey

Lynn Loyd

Bev Volker

Nancy Youens

## **Executive Board**

Elaine Bullard – President

Rhonda VanAlstine – VP Administration

Donna Vandiver – VP Financial Oversight

Donna Granat – Treasurer

Robin Galvin – Secretary

Jaine Jewell – Membership

Regina Eardly – Senior Program Chair

Kristie Boston – Junior Program Chair

## **Standing Chairs**

Rebecca Garcia – Block of the Month

Mary Willyerd, Janet Winkler, and Karen Cook – Charity Bee

Marie Engelhart – Hospitality

Charmaine Fritchey – Communication

Charla Reese – Head Bee Keeper

Becky Burkett, Donna Vandiver – 2026 Quilt Show

Rebecca Garcia – Newsletter

Rhonda Van Alstine – Publicity/Social Media

Lee Ann McGuinn - Door Prizes

Ginny Hilton and Rhonda Van Alstine - Holiday Bash

Debby Dodge – Magazines

Karl Burkett – Property Management

Lisa Hart – Storybook Quilts

Janice Toler– Web Administrator